



First Quarter Report

Fiscal Year 2023-2024

CITY OF CARSON

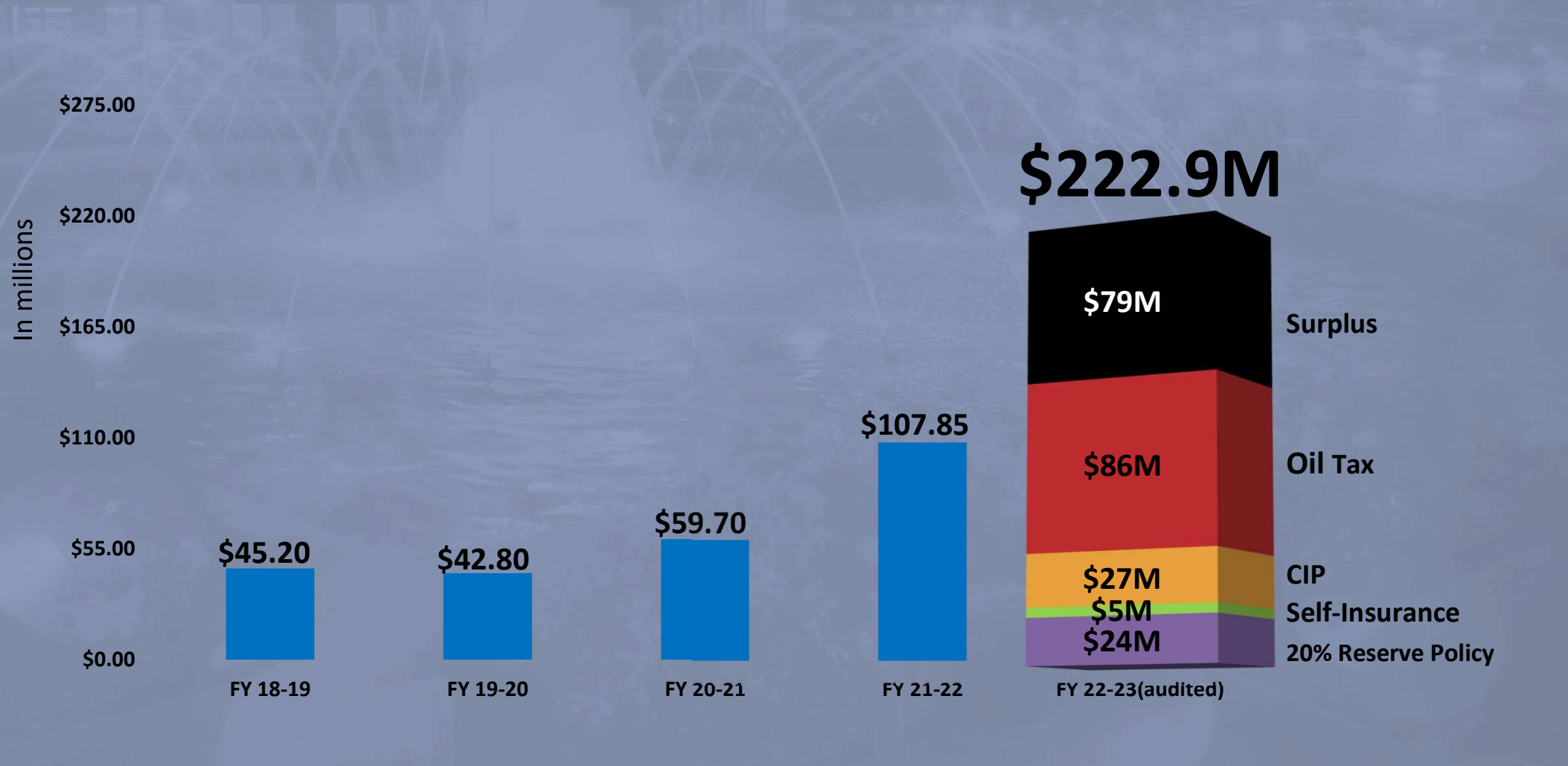
Prepared by: William Jefferson & Ralston Turner

December 5, 2023

Finance Department

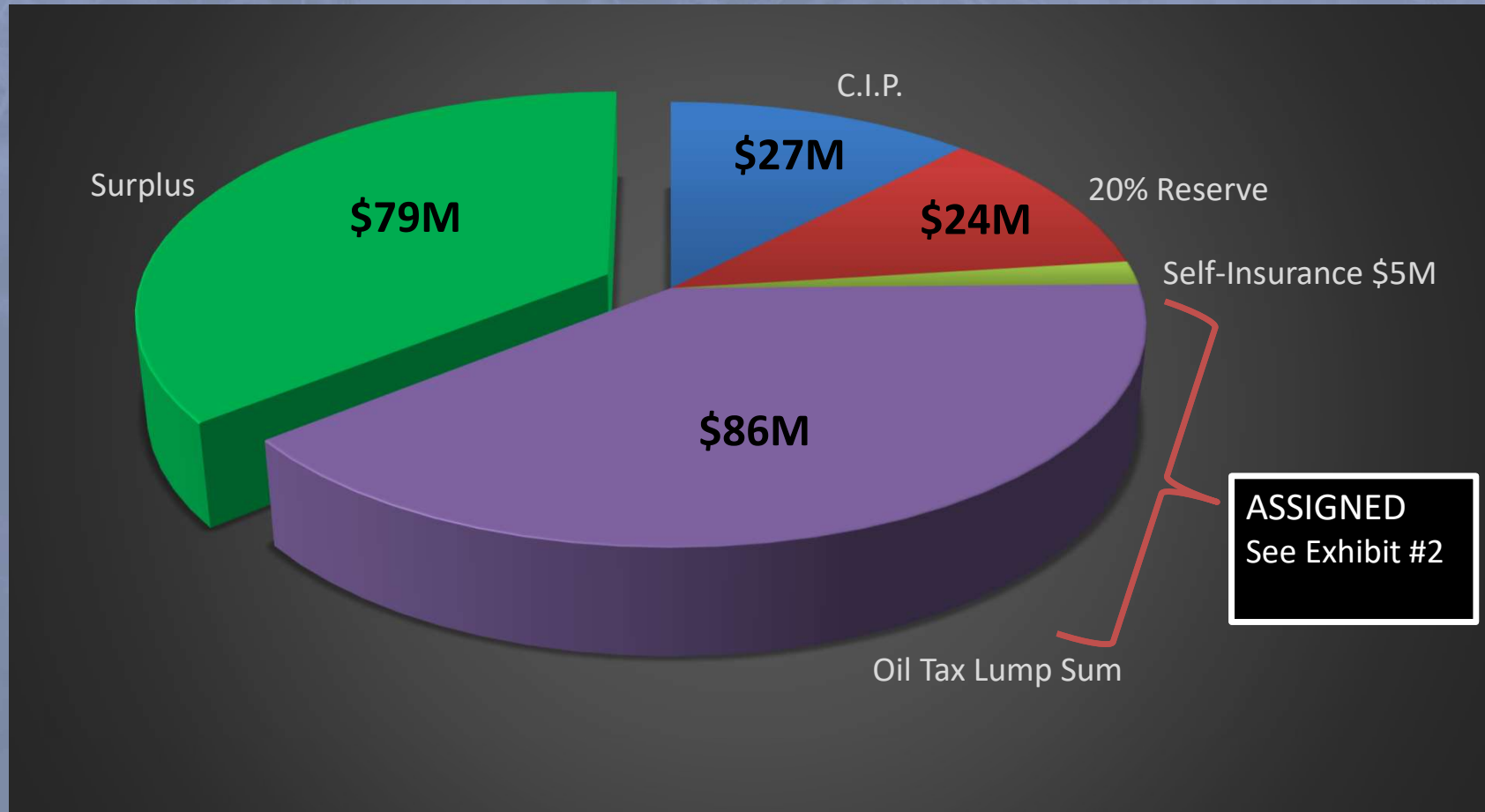


GENERAL FUND BALANCE = \$222.9M



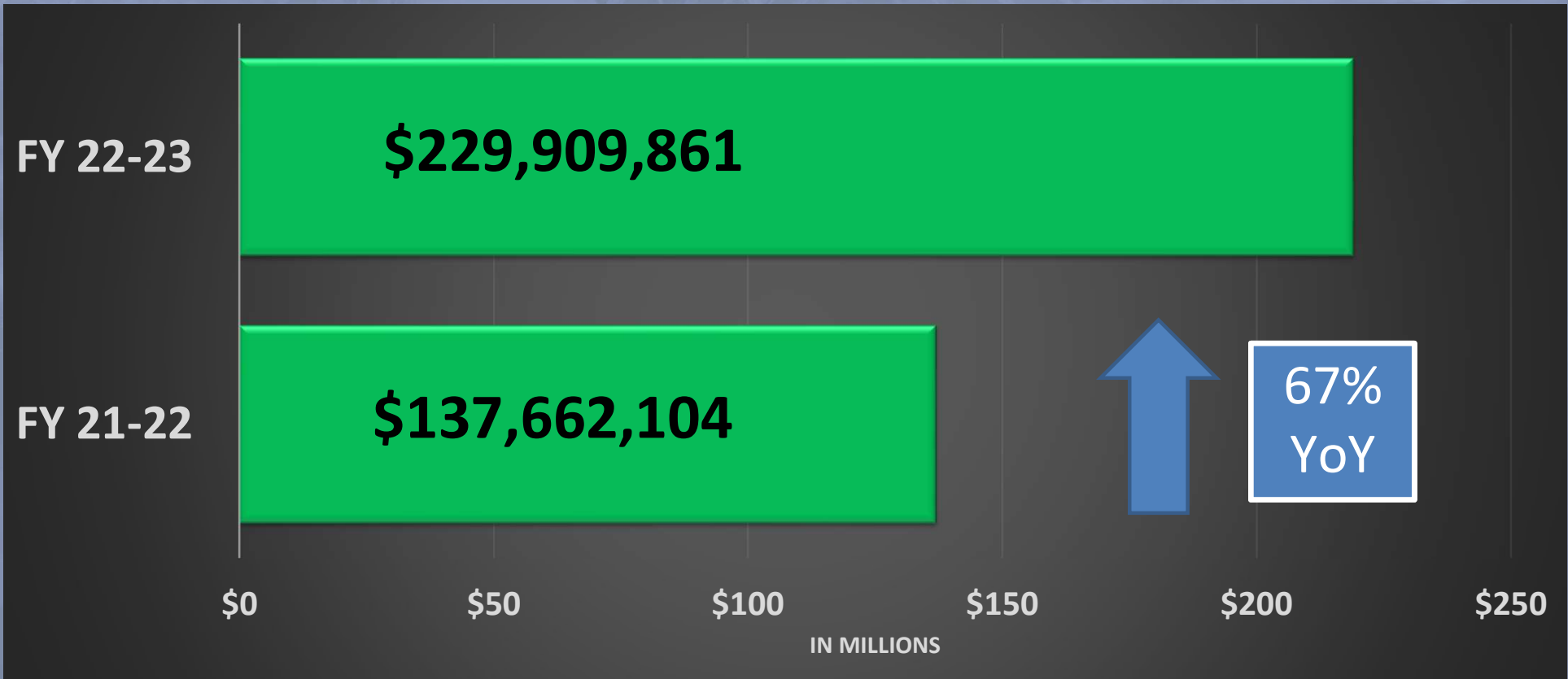


GENERAL FUND BALANCE = \$222.9M





Fiscal Year 2022-2023 Revenues





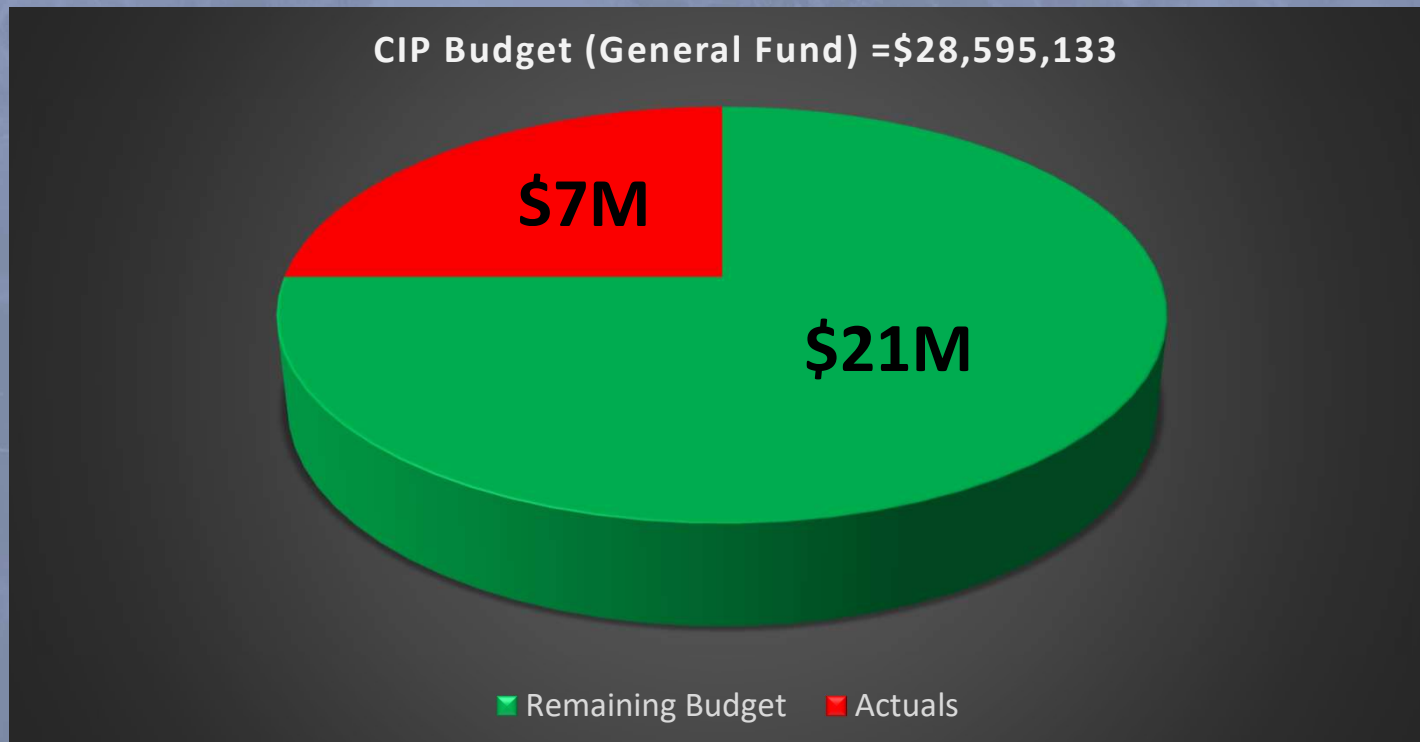
Fiscal Year 2022-2023 Department Expenditures



DEPARTMENT	ADOPTED BUDGET	REVISED BUDGET	YTD ACTUAL	REMAINING BALANCE	% BUDGET USED
Council	1,020,713	1,107,319	970,910	136,409	88%
City Attorney	3,100,000	3,100,000	2,683,881	416,119	87%
City Clerk	1,442,136	2,133,903	1,928,383	205,521	90%
Treasury	803,101	922,036	799,402	122,634	87%
City Manager	4,088,324	5,713,504	3,765,471	1,948,033	66%
Innovation, Sustainability, Performance Management	1,446,262	1,636,226	1,534,061	102,165	94%
Information Technology	3,060,171	3,598,633	3,046,003	552,631	85%
Public Safety	27,111,607	28,387,856	26,964,849	1,423,007	95%
Finance	4,763,141	5,578,370	4,725,737	852,633	85%
Human Resources	1,610,198	2,336,798	1,565,124	771,674	67%
Community Development	5,629,812	7,476,106	4,733,379	2,742,727	63%
Public Works	21,809,316	26,437,019	21,966,256	4,470,763	83%
Community Services	15,282,401	16,886,089	15,137,290	1,748,799	90%
Non-Departmental	12,765,948	12,765,948	14,285,497	(1,519,549)	112%
TOTALS	103,933,130	118,079,809	104,106,243	13,973,566	88%



FY 2022-2023 C.I.P. General Fund Budget to Actuals





FY 2022-2023 C.I.P. General Fund Projects



Project	Expenditure
City Hall Façade Renovation	\$2,508,861
Civic Center Turf Renovation	\$1,719,766
Community Center Upgrades	\$1,588,425
I-110 Fwy Arterial Improvements	\$1,577,587
Sepulveda Blvd Street Improvement- Main to Avalon	\$410,764



FY 2023-2024 1st Quarter Revenues

INTG Budget to Actuals

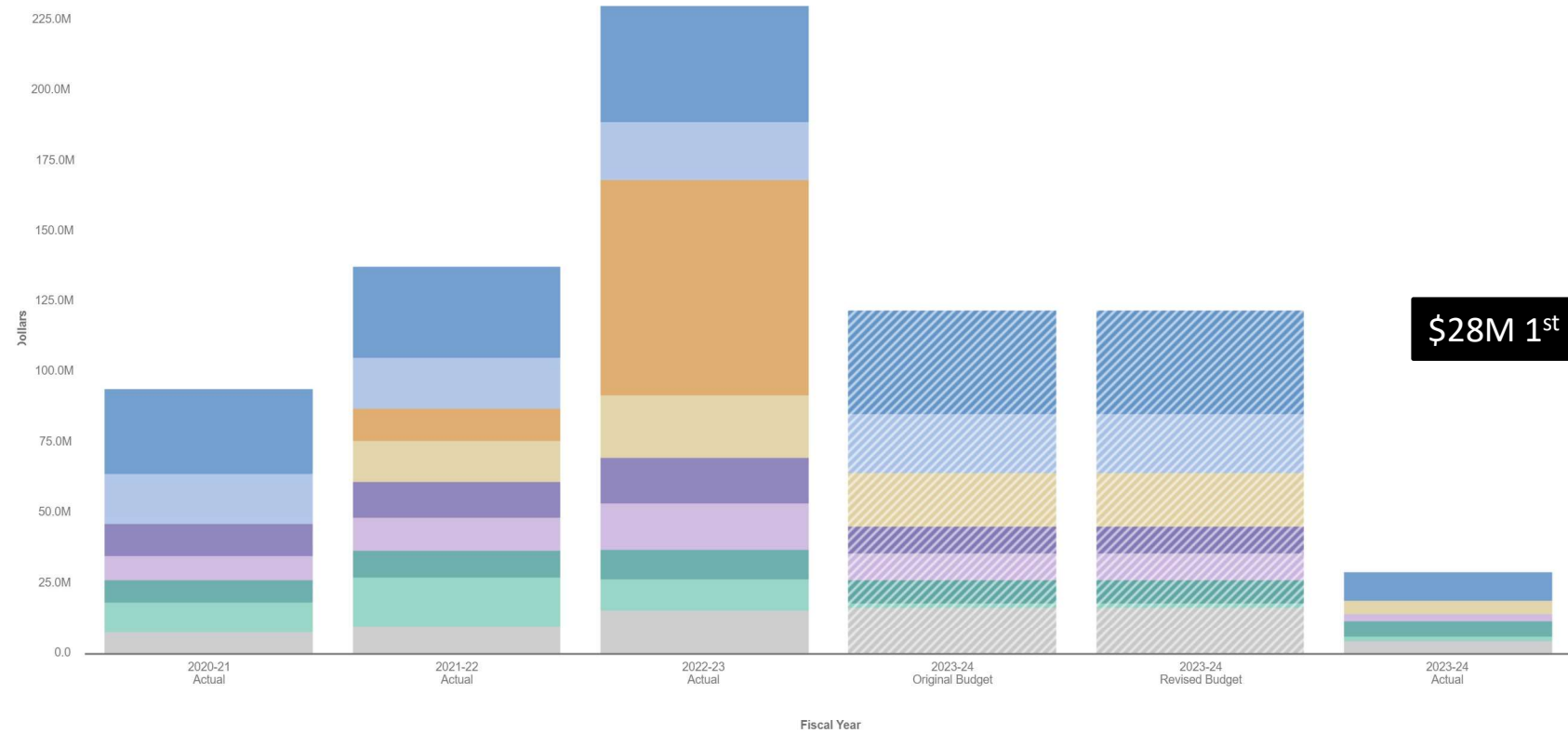


Visualization

Sort Large to Small

- Sales and Use Tax
- Property Tax
- Oil Business Tax Lump Sum Repayment
- Transaction and Use Tax (Measure K)
- Franchise Tax
- Utility Users Tax (Measure R)
- License and Permits
- Miscellaneous
- More (4 grouped)

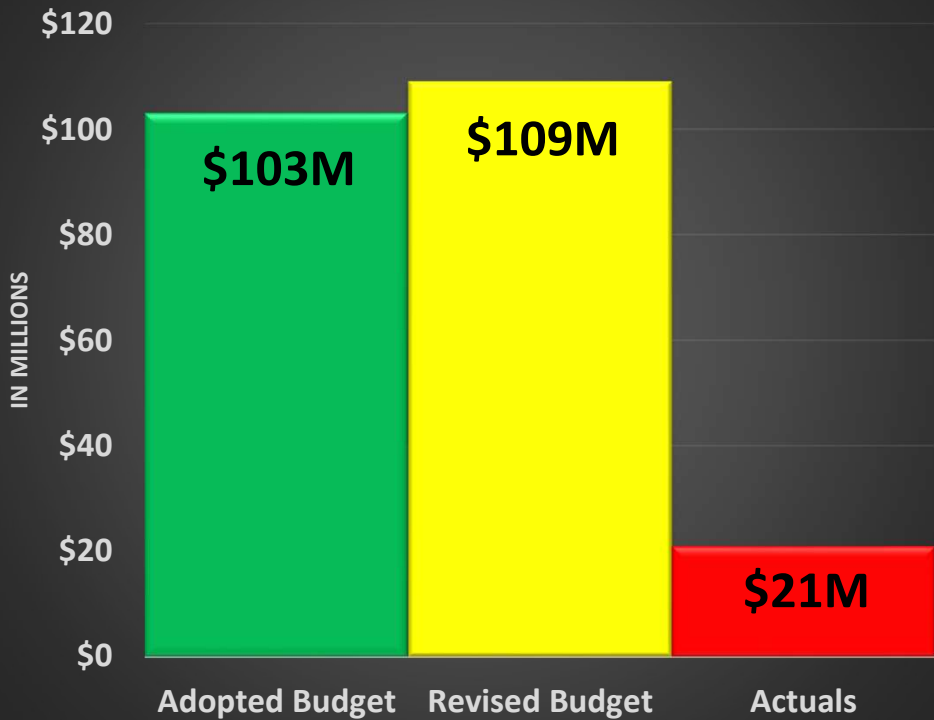
Show More



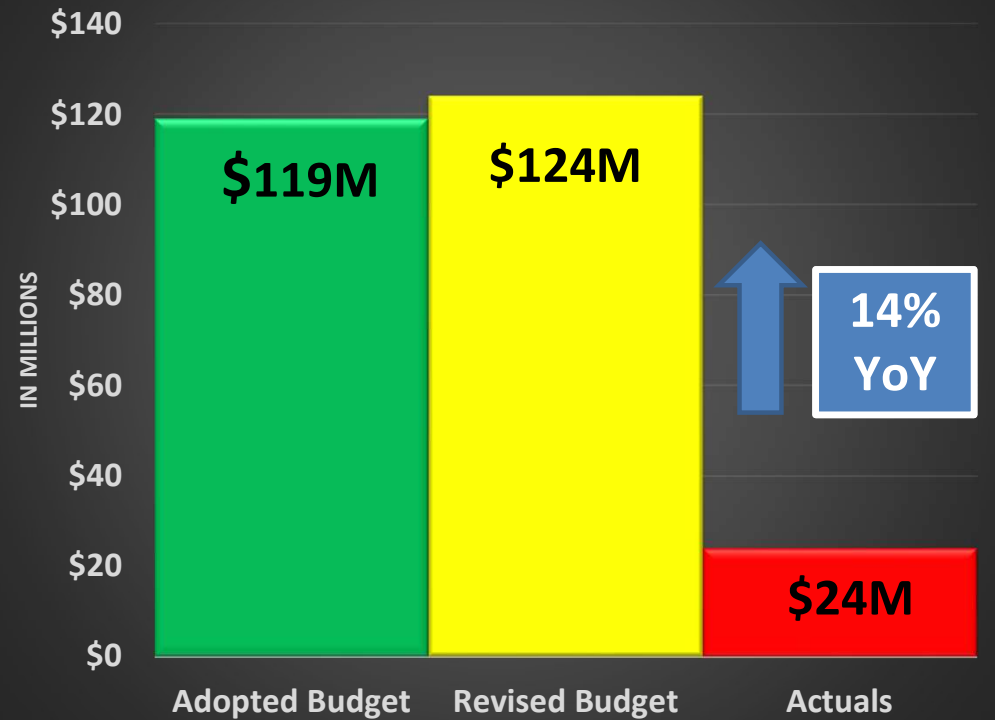


FY 22-23 First Quarter vs. FY 23-24 First Quarter

FY 22-23 Q1



FY 23-24 Q1



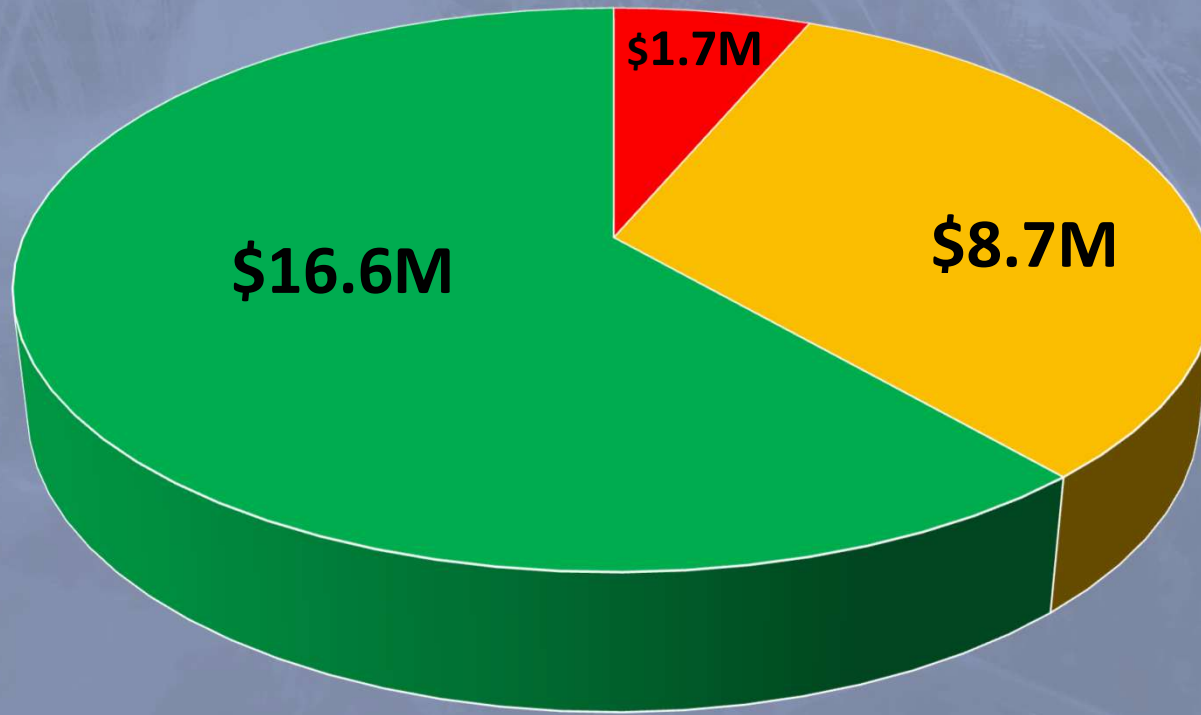


FY 2023-2024 1st Quarter Department Expenditures

DEPARTMENT	ADOPTED BUDGET	REVISED BUDGET	ENCUMBRANCES	YTD ACTUAL	% BUDGET USED
Council	1,216,896	1,217,751	29,759	241,115	20%
Legal	3,100,000	3,100,000	2,602,172	478,152	15%
City Clerk	1,304,683	1,306,707	5,165	189,626	15%
Treasury	889,978	892,266	4,018	205,125	23%
City Manager	5,909,899	6,965,273	1,387,513	1,868,067	27%
I.S.P.M.	2,022,225	2,277,360	263,986	447,693	20%
Information Technology	3,942,973	4,179,360	557,029	832,578	20%
Public Safety	30,321,820	30,938,596	21,953,922	4,926,655	16%
Finance	5,105,689	5,259,064	391,607	1,094,986	21%
Human Resources	2,080,302	2,340,944	355,568	546,082	23%
Community Development	5,503,817	6,496,488	1,723,461	1,316,633	20%
Public Works	26,875,697	22,784,510	2,610,400	4,026,404	18%
Community Services	18,261,554	23,751,804	1,783,559	4,938,775	21%
Non-Departmental	13,420,177	13,420,177	295,443	3,039,821	23%
TOTALS	119,955,709	124,930,301	33,963,602	24,151,713	19%



FY 2023-2024 C.I.P. General Fund Budget \$27M



■ Expenditures ■ Encumbrances ■ Remaining Balance



FY 2023-2024 C.I.P. General Fund Projects



Project	Expenditure
Park Security Cameras	\$1,561,439
City Hall Carpet Replacement	\$56,723



THANK YOU

City of Carson - Finance Department