

GENERAL NOTES

- THE WORK SHALL CONFORM TO THE APPLICABLE BUILDING CODE, AND OTHER ORDINANCES, CODES AND REGULATIONS LISTED IN THE PROJECT MANUAL OR ON THE DRAWINGS, AND REQUIRED BY LOCAL BUILDING AUTHORITIES. THE GOVERNING CODES, RULES AND REGULATIONS ARE COLLECTIVELY REFERRED TO AS "THE CODE". THE CONTRACTOR SHALL REPORT ANY INCONSISTENCIES, CONFLICTS OR OMISSIONS HE MAY DISCOVER TO THE ARCHITECT FOR INTERPRETATION PRIOR TO PERFORMING THE WORK.
- THE CONTRACTOR SHALL ASSUME SOLE AND COMPLETE RESPONSIBILITY FOR JOB SITE CONDITIONS DURING THE COURSE OF CONSTRUCTION OF THIS PROJECT INCLUDING SAFETY OF ALL PERSONS AND PROPERTY. THIS REQUIREMENT SHALL APPLY CONTINUOUSLY AND NOT BE LIMITED TO NORMAL WORKING HOURS. THE CONTRACTOR SHALL PROVIDE PUBLIC PROTECTION AS NECESSARY AND REQUIRED BY GOVERNING CITY AGENCIES.
- THE GENERAL CONTRACTOR IS RESPONSIBLE TO COORDINATE WORK OF ALL OF OWNER'S SUB-CONTRACTORS AND SHALL PERFORM SUCH MISCELLANEOUS WORK AS MAY BE NECESSARY FOR THEM TO COMPLETE THEIR WORK.
- THE GENERAL CONTRACTOR SHALL VERIFY ALL CONDITIONS AND DIMENSIONS ON THE JOB SITE AND REPORT ANY AND ALL DISCREPANCIES AND/OR UNUSUAL CONDITIONS TO THE ARCHITECT PRIOR TO FINALIZING BIDS OR COMMENCEMENT OF ANY CONSTRUCTION.
- THE CLIENT, ARCHITECT, CONSULTANTS AND ALL INSPECTORS FROM PERTINENT AGENCIES SHALL BE PERMITTED ACCESS TO THE JOB SITE AT ALL TIMES DURING NORMAL WORKING HOURS.
- THE CONTRACTOR SHALL OBTAIN AND PAY FOR ALL PERMITS AND VERIFY GOVERNING AUTHORITIES' REQUIREMENTS FOR CONSTRUCTION.
- THE CONTRACTOR SHALL BE RESPONSIBLE FOR ALL COSTS FOR INSPECTIONS AND/OR TESTS, UNLESS NOTED OTHERWISE.
- DO NOT SCALE THESE DRAWINGS, SHOULD ANY DIMENSIONAL DISCREPANCIES BE ENCOUNTERED, CLARIFICATIONS SHALL BE OBTAINED FROM THE ARCHITECT.
- DETAILS ARE INTENDED TO SHOW THE INTENT OF THE DESIGN. MINOR MODIFICATIONS MAY BE REQUIRED TO SUIT THE FIELD DIMENSIONS OR CONDITIONS AND SUCH MODIFICATIONS SHALL BE INCLUDED AS PART OF THE WORK OF THE CONTRACT.
- UNLESS OTHERWISE NOTED ON THESE DRAWINGS OR IN THE SPECIFICATIONS AS BEING NIC OR EXISTING, ALL ITEMS, MATERIALS, ETC., AND THE INSTALLATIONS OF SAME ARE A PART OF THE CONTRACT DEFINED BY THESE DRAWINGS AND SPECIFICATIONS.
- THE CONTRACTOR SHALL PROVIDE SOLID BLOCKING, UNLESS NOTED OTHERWISE AS REQUIRED FOR NAILING OF ALL INTERIOR AND EXTERIOR TRIMS, FINISHES, AND SHALL PROVIDE FOR ALL THE NECESSARY FRAMING AND BRACING FOR THE INSTALLATIONS OF NIC EQUIPMENT INDICATED.
- ALL BUILDING ENTRANCES SHALL BE ACCESSIBLE TO AND USABLE BY PERSONS WITH DISABILITIES AND SHALL BE IDENTIFIED WITH A STANDARD SIGN (DECAL) DISPLAYING THE INTERNATIONAL SYMBOL OF ACCESSIBILITY. THE SYMBOL SHALL CONSIST OF A WHITE FIGURE ON A BLUE BACKGROUND. THE BLUE SHALL BE EQUAL TO COLOR No.15090 IN FEDERAL STANDARD 599B.
- EXIT DOORS SHALL BE OPERABLE WITHOUT THE USE OF A KEY OR ANY SPECIAL KNOWLEDGE OR EFFORT. OR, IN GROUP A-3 B, F, M,S OR A OCCUPANCIES, KEY-LOCKING HARDWARE MAY BE USED ON THE MAIN EXIT DOOR (S) IF THERE IS A READILY VISIBLE, DURABLE SIGN ATTACHED ON OR ADJACENT TO EACH DOOR STATING, "THIS DOOR TO REMAIN UN-LOCKED WHEN BUILDING IS OCCUPIED." THE SIGN SHALL BE IN 1" HIGH LETTERS ON A CONTRASTING BACKGROUND. WHEN UNLOCKED, THE DOOR (S) MUST BE FREE TO SWING WITHOUT THE OPERATION OF ANY LATCHING DEVICE. (LE, PUSH-PULL).
- PROVIDE EXIT SIGNS AT ALL LEGAL EXITS AS REQUIRED BY CODE. EXIT SIGNS, WHERE INDICATED ON PLANS, SHALL BE ILLUMINATED AND READ "EXIT" IN 6 INCH HIGH LETTERS. EXIT SIGNS SHALL BE ON SEPARATE CIRCUIT AND INDEPENDENTLY CONTROLLED. REFER TO ELECTRICAL DRAWINGS.
- EXITS SHALL BE ILLUMINATED WITH A LIGHT INTENSITY OF ONE FOOT-CANDLE AT FLOOR LEVEL MINIMUM. PROVIDE SEPARATE SOURCES OF POWER (GENERATOR OR BATTERIES) FOR EXIT ILLUMINATION WHEN THE OCC. LOAD EXCEEDS 100.
- ANY SPACE WITH AN OCCUPANT LOAD EXCEEDING 50 SHALL HAVE AN OCCUPANT LOAD SIGN POSTED OVER THE MAIN EXIT WITH 1" HIGH LETTERS ON A CONTRASTING BACKGROUND, AND INTERNALLY ILLUMINATED EXIT SIGNS WITH A FACE LUMINANCE OF 5.0 FOOT-CANDLES POSTED AT ALL EXITS.
- ALL EXTERIOR OR INTERIOR WALL DIMENSIONS ARE TO FACE OF STUD OR MASONRY, UNLESS OTHERWISE NOTED.
- PROVIDE VENTILATION FOR ALL ELECTRICAL AND TELEPHONE EQUIPMENT ROOMS.
- THE BUILDING SHALL BE MECHANICALLY VENTILATED. THE SYSTEM SHALL BE CAPABLE OF SUPPLYING A MINIMUM OF 15 CUBIC FEET PER MINUTE OF OUTSIDE AIR PER OCCUPANT IN ALL PORTIONS OF THE BUILDING. TOILET ROOMS SHALL BE PROVIDED WITH A MECHANICALLY OPERATED EXHAUST SYSTEM CAPABLE OF PROVIDING A COMPLETE AIR CHANGE EVERY 15 MINUTES. REFER TO MECHANICAL DRAWINGS.
- SET DOORJAMB 2" FROM THE NEAREST FACE OF WALL, U.N.O. THRESHOLDS SHALL HAVE A MAXIMUM HEIGHT OF ? WITH A MAXIMUM VERTICAL CHANGE OF ? TYPICAL.
- BUILDING ADDRESS NUMBERS SHALL BE PROVIDED ON THE FRONT OF THE BUILDING, SHALL BE VISIBLE AND LEGIBLE FROM THE STREET FRONTING THE PROPERTY, AND SHALL CONTRAST WITH THEIR BACKGROUND.
- SEPARATE APPROVAL FOR TEMPORARY OR PERMANENT SIGNAGE IS REQUIRED FROM THE CITY.
- THE CONTRACTOR SHALL VERIFY LOCATION AND SIZE OF ALL FLOOR, ROOF, AND WALL OPENINGS WITH ALL APPLICABLE DRAWINGS. THE CONTRACTOR SHALL VERIFY INSERTS AND EMBEDDED ITEMS WITH ALL APPLICABLE DRAWINGS PRIOR TO POURING CONCRETE.
- KEEP DUCT, PIPING, CONDUITS, ETC. AS CLOSE TO WALLS AND AS HIGH TO UNDERSIDE OF ROOF FRAMING AS POSSIBLE EXPOSED WORK IN FINISHED AREAS WILL NOT BE ACCEPTED. U.N.O.
- WHERE LARGER STUDS OR FURRING ARE REQUIRED TO COVER DUCTS, PIPING CONDUIT, ETC. THE LARGER STUD OR FURRING SHALL EXTEND THE FULL LENGTH OF THE SURFACE INVOLVED, U.N.O.
- PROVIDE METAL TRIM OR CASING AT ALL EDGES OF PLASTER OR DRYWALL WHERE IT TERMINATES OR MEETS ANY OTHER MATERIAL, EXCEPT FLOORS.
- PRIOR TO REQUESTING A FOUNDATION INSPECTION, THE CONTRACTOR SHALL HAVE A REGISTERED ENGINEER FIELD VERIFY THE BUILDING PAD HEIGHT AND SUBMIT A LETTER TO THE CITY ENGINEER, OWNER & ARCHITECT, CERTIFYING THE BUILDING PAD HEIGHT AS COMPLYING WITH THE APPROVED GRADING PLAN.
- ALL EXTERIOR EXPOSED METAL (TRIMS, AILING, FRAMES, NUTS, BOLTS, FASTENERS, MOULDINGS, ETC.) SHALL BE PAINTED, UNLESS NOTED OTHERWISE.
- PROVIDE ISOLATION OF ALL DISSIMILAR METALS (ALUMINUM, COPPER, STEEL, ETC.) FROM EACH OTHER.
- ALL EXTERIOR WALL OPENINGS, FLASHINGS, COPINGS AND EXPANSIONS JOINTS SHALL BE WEATHERPROOF.
- SIZES OF MECHANICAL EQUIPMENT PADS, BASES, ROOF EQUIPMENT PADS, AND OPENINGS ARE A BASIS FOR DESIGN ONLY. CONTRACTOR SHALL VERIFY ALL DIMENSIONS MANUFACTURERS'. MECHANICAL CONTRACTOR SHALL VERIFY ALL SIZES AND LOCATIONS OF DUCT OPENINGS.
- IF THERE ARE ANY TRENCHES OR EXCAVATIONS FIVE FEET OR MORE IN DEPTH INTO WHICH A PERSON IS REQUIRED TO DESCEND, THE CONTRACTOR SHALL OBTAIN THE NECESSARY PERMIT FROM THE CALIFORNIA STATE DIVISION OF INDUSTRIAL SAFETY. THE CONTRACTOR SHALL PROVIDE TEMPORARY SHORING AS NECESSARY TO PROTECT ADJACENT STRUCTURES, PROPERTIES, OR PUBLIC WAYS. MAINTAIN A MINIMUM OF 1' CLEARANCE BETWEEN PROPERTY LINES AND ANY NEW CONSTRUCTION SUCH AS WALLS, FOOTINGS, ETC.
- SUSPENDED ACOUSTICAL CEILING SYSTEMS SHALL COMPLY WITH IBC TABLES 25-A AND 16-0.
- PROVIDE PIPING INSULATION AND AIR HANDLING DUCT INSULATION IN ACCORDANCE WITH THE STANDARDS OF THE CALIFORNIA ENERGY COMMISSION. DUCTWORK SHALL BE CONSTRUCTED, ERECTED, AND TESTED IN ACCORDANCE WITH THE PROCEDURES DETAILED IN THE ASHRAE HANDBOOK OF FUNDAMENTALS OR APPLICABLE SMACNA STANDARDS. PROVIDE MASTIC OR DUCT TAPE SEALER AT ALL DUCTS.
- THE CONTRACTOR SHALL POST, ADJACENT TO THE BUILDING PERMIT, INSTALLATION CERTIFICATES FOR MANUFACTURED DEVICES REGULATED BY THE CALIFORNIA APPLIANCE EFFICIENCY STANDARDS INDICATING FEATURES REQUIRED TO VERIFY COMPLIANCE, A STATEMENT THAT INSTALLED DEVICES CONFORM WITH THE STANDARDS, REQUIREMENTS FOR SUCH DEVICES IN THE APPROVED PLANS AND SPECIFICATIONS, AND THE PERMIT NUMBER.
- THE CONTRACTOR SHALL PROVIDE THE OWNER WITH A LIST OF THE HEATING, COOLING, WATER HEATING, LIGHTING, AND CONSERVATION SYSTEMS, FEATURES, MATERIALS, COMPONENTS, AND DEVICES INSTALLED IN THE BUILDING AND INSTRUCTIONS ON HOW TO USE THEM; LABELS ON MANUFACTURED DEVICES CLEARLY STATING ROUTINE MAINTENANCE ACTION; AND A DESCRIPTION OF THE QUANTITIES OF OUTDOOR AND RECIRCULATED AIR THAT THE VENTILATION SYSTEM IS DESIGNED TO PROVIDE EACH AREA.
- NO ALCOHOLIC BEVERAGE SALES ARE PERMITTED. CONDITIONAL USE PERMIT IS REQUIRED.
- PROVIDE A LEVEL LANDING (DEFINED AS A 2% MAXIMUM SLOPE IN ANY DIRECTION) EXTENDING 5 FEET IN FRONT OF ALL DOORS. ALL WALKING SURFACES SHALL BE SLIP-RESISTANT.
- LOCATE ALL MANUALLY OPERATED SWITCHES CENTERED 40" ABOVE SLAB FLOOR TYPICAL. BETWEEN 36" AND 48" A.F.F. LOCATE CONVENIENCE OUTLETS CENTERED 16" ABOVE SLAB FLOOR TYPICAL 15" ABOVE FINISH FLOOR MINIMUM.
- A CERTIFICATE OF WORKMAN'S COMPENSATION INSURANCE MUST BE PRESENTED TO THE BUILDING & SAFETY OFFICE BEFORE A PERMIT CAN BE ISSUED.

EXTERIOR REMODELING FOR HAMPTON INN

767 EAST ALBERTONI STREET CARSON, CA 90746

ABBREVIATIONS

A.C.	ASPHALTIC CONCRETE	LAV.	LAVATORY
A/C	AIR CONDITIONING	LB.	POUND
A.F.F.	ABOVE FINISHED FLOOR	L.F.	LINEAR FOOT(FEET)
ACT.	ACOUSTIC TILE	LVR.	LOUVER
ADMIN.	ADMINISTRATION	LT.WT.	LIGHTWEIGHT
ALUM.	ALUMINUM	MAS.	MASONRY
ALT.	ALTERNATE	MATL.	MATERIAL
AMT.	AMOUNT	MAX.	MAXIMUM
ANOD.	ANODIZE(D)	M.B.	MACHINE BOLT
ASPH.	ASPHALT	MECH.	MECHANICAL(AL)
BD.	BOARD	MEMBR.	MEMBRANE
BIT.	BITUMINOUS	MFR.	MANUFACTURER
BLDG	BUILDING	MIN.	MINIMUM
BLKG	BLOCKING	MISC.	MISCELLANEOUS
BM	BEAM	MT.(D.)(G.)	MOUNT(ED)(ING)
		MTL.	METAL
C.B.	CATCH BASIN	(N)	NEW
CEM.	CEMENT	N/C	NOT APPLICABLE
C.F.	CUBIC FEET	N.I.C.	NOT IN CONTRACT
C.J.	CONTROL JOINT	NO.	NUMBER
CLG.	CEILING	N.R.C.	NOISE REDUCTION COEFFICIENT
CLR.	CLEAR	N.T.S.	NOT TO SCALE
CMU	CONCRETE MASONRY UNITS	O.C.	ON CENTER
COL.	COLUMN	O.D.	OUTSIDE DIAMETER
CONC.	CONCRETE	O.F.D.	OVERFLOW DRAIN
CONT.	CONTINUOUS	OPENG	OPENING
CORR.	CORRIDOR	O.P.C.I.	OWNER PROVIDED CONTRACTOR INSTALLED OPPOSITE
C.T.	CERAMIC TILE	OPP.	
DEMO.	DEMOLITION		
DET.	DETAIL		
D.F.	DRINKING FOUNTAIN		
DIA.	DIAMETER	PAV.	PAVING, PAVEMENT
DIM.	DIMENSION	P.H.	PANIC HARDWARE
DISP.	DISPENSER, DISPOSAL	PL.	PLATE
DN	DOWN	P.LAM.	PLASTIC LAMINATE
DR.	DOOR	PLAS.	PLASTER, PLASTIC
DR.	DOWNSPOUT	PLBG.	PLUMBING
D.S.	DETAIL	PLYWD	PLYWOOD
DTL.	DRAWINGS	PNT.	PAINT
DWG.		PREFAB.	PREFABRICATE(D)
		PREFIN.	PREFINISH(ED)
(E)	EXISTING	P.S.F.	POUNDS PER SQUARE FOOT
EA	EACH	P.S.I.	POUNDS PER SQUARE INCH
E.J.	EXPANSION JOINT	PTD.	PAINTED
ELEV.	ELEVATION, ELEVATOR	QUAL.	QUALITY
E.P.	ELECTRICAL PANEL	QUAN.	QUANTITY
EQ.	EQUAL		
EQUIP.	EQUIPMENT	R.B.	RUBBER BASE
EXH.	EXHAUST	R.C.P.	REINFORCED CONCRETE PIPE
EXTG.	EXISTING	R.D.	ROOF DRAIN
EXP.	EXPAND(SION), EXPOSED	REF.	REFERENCE
		REFRIG.	REFRIGERATOR
F.A.	FIRE ALARM	REG.	REGISTER
F.D.	FLOOR DRAIN, FIRE DAMPER	REINF.	REINFORCEMENT
F.E.	FIRE EXTINGUISHER	REQ.	REQUIRED
F.E.C.	FIRE EXTINGUISHER CABINET	RET.	RETAINING
F.F.	FINISH FLOOR	R.L.	ROOF LEADER, RAIN LEADER
F.G.	FINISH GRADE	RM	ROOM
F.H.C.	FIRE HOSE CABINET	RT.	RIGHT
F.H.R.	FIRE HOSE RACK		
FIN.	FINISH	S.C.	SOLID CORE
FL.	FLOOR	SCHED.	SCHEDULE
FLASH.	FLASHING	S.D.	STORM DRAIN, SOAP DISPENSER
FND.	FOUNDATION	S.F.	SQUARE FOOT(FEET)
F.O.C.	FACE OF CONCRETE	SHT.	SHEET
F.O.F.	FACE OF FINISH	SHTG.	SHEATING
F.O.M.	FACE OF MASONRY	SIM.	SIMILAR
F.O.S.	FACE OF STUDS	SPEC.	SPECIFICATION
FT.	FOOT, FEET	STD.	STANDARD
FTG.	FOOTING	STL.	STEEL
		STO.	STORAGE
GA.	GAUGE	S'STL	STAINLESS STEEL
GALV.	GALVANIZED	STRUCT.	STRUCTURAL
G.C.	GENERAL CONTRACTOR	SUSP.	SUSPENDED
GL.	GLASS, GLAZING		
GR.	GRADE	T.	TREAD, TILE, TOILET
GRD.	GRADE	TEL.	TELEPHONE
GYP.	GYPNUM	TEMP.	TEMPORARY
GYP. BD.	GYPNUM BOARD	T.O.C.	TOP OF CURB
		T.O.CONC.	TOP OF CONC.
H.B.	HOSE BIBB	T.O.M.	TOP OF MASONRY
H.C.	HOLLOW CORE	T.O.P.	TOP OF PARAPET
HD.	HEAD	T.O.S.	TOP OF SLAB
HDWD	HARDWOOD	T.O.W.	TOP OF WALL
HDWR.	HARDWARE	TR.	TRENCH
HM	HOLLOW METAL	TYP.	TYPICAL
HORIZ.	HORIZONTAL		
HT.	HEIGHT	U.N.O.	UNLESS NOTED OTHERWISE
HVAC	HEATING, VENTILATION AND AIR CONDITIONING	V.B.	VAPOR BARRIER, VINYL BASE
HYD.	HYDRANT	V.C.T.	VINYL COMPOSITION FLOOR TILE
		VERT.	VERTICAL
I.C.	INTERCOM	VEST.	VESTIBULE
I.D.	INSIDE DIAMETER	V.F.F.	VERIFY IN FIELD
INFO.	INFORMATION	V.T.	VINYL TILE
INSUL.	INSULATION		
INT.	INTERIOR	W/	WITH
INV.	INVERT	W/O	WITHOUT
		WD	WOOD
J.B.	JUNCTION BOX	W.I.	WROUGHT IRON
JT.	JOINT	W.W.F.	WELDED WIRE FABRIC
		W.W.M.	WELDED WIRE MESH
K.D.	KNOCK DOWN		
KIT.	KITCHEN, KITCHENETTE		
K.O.(P)	KNOCK OUT (PANEL)		

APPLICABLE BUILDING CODES

WITH CITY OF CARSON MUNICIPAL CODE

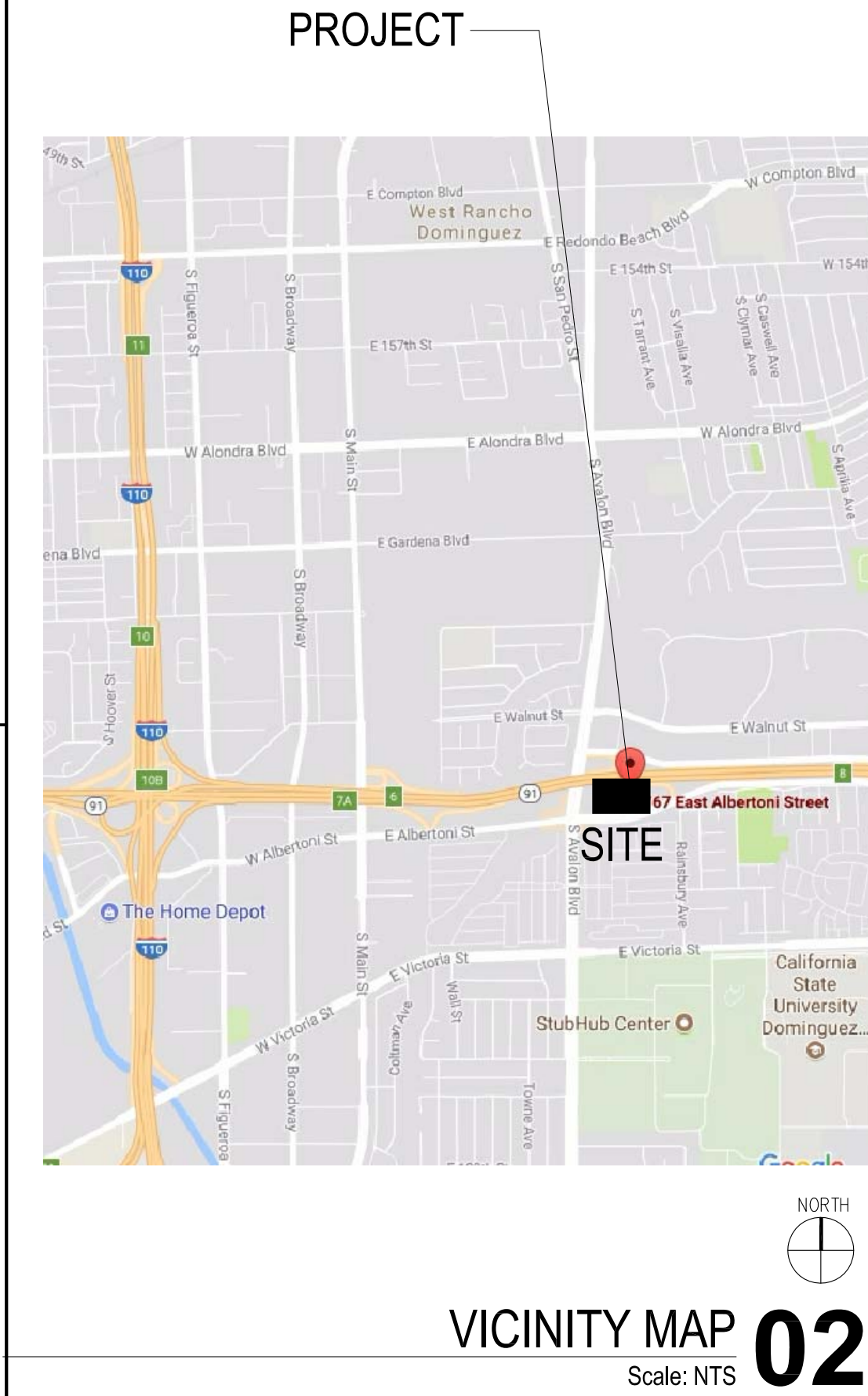
CALIFORNIA CODE OF REGULATIONS TITLE 24	2016
CALIFORNIA ENERGY CODE	2016
CALIFORNIA BUILDING CODE	2016
CALIFORNIA MECHANICAL CODE	2016
CALIFORNIA PLUMBING CODE	2016
CALIFORNIA ELECTRICAL CODE & TITLE 24	2016
CALIFORNIA FIRE CODE	2016

BUILDING ANALYSIS

PROJECT DESCRIPTION :	EXTERIOR REMODELING FOR HAMPTON INN
ADDRESS :	767 EAST ALBERTONI ST. CARSON, CA 90746
APN :	7319035015
OWNER NAME :	THE OXENIA LLC
BUILDING AREA :	63,618 SQFT
GENERAL PLAN :	GENERAL COMMERCIAL
ZONING:	CG-D
CONSTRUCTION AREA :	EXTERIOR, PARAPET
TYPE OF CONSTRUCTION :	TYPE V, FULLY AUTO-SPRINKLER SYS.
EXISTING USE :	137 GUESTROOMS HOTEL
PARKING :	EXISTING PARKING
SCOPE OF WORK :	THE WORK INCLUDES DEMOLITION (E) ROOF & INSTALL NEW ADDITIONAL PARAPET WALL & DECORATION MOLDING, PAINT WORK
*** NOTE :	1. EXTERIOR SIGNAGE REQUIRES SEPARATE APPROVAL & SEPARATE PERMIT

SHEET INDEX

ARCHITECTURAL	
A0.0	TITLE SHEET, DRAWING INDEX
A1.0	SITE PLAN
A1.1	(E) 1ST FLOOR PLAN
A1.2	(E) TYPICAL FLOOR PLAN
A1.3	(E) ROOF & DEMOLITION PLAN
A1.4	PROPOSED ROOF PLAN
A2.0	(E) ELEVATION
A2.1	(E) ELEVATION
A2.2	PROPOSED ELEVATION
A2.3	PROPOSED ELEVATION
A2.4	DETAILS
STRUCTURAL	
S-1	ROOF PLAN
S-2	SECTION, DETAILS



VICINITY MAP 02
Scale: NTS



AERIAL PHOTOGRAPH 01
Scale: NTS

35db

www.35dbinc.com

15243 LA CRUZ DR. #1102
PACIFIC PALISADES CA 90272

35dbinc@gmail.com

Project:

HAMPTON INN CARSON

767 EAST ALBERTONI STREET
CARSON, CA 90746

Project Owner:

THE OXENIA LLC
DBA HAMPTON INN CARSON

767 EAST ALBERTONI STREET
CARSON, CA 90746

Architect / Engineer Seal:



THE DRAWINGS AND SPECIFICATIONS, IDEAS, DESIGNS AND ARRANGEMENTS ARE AND SHALL REMAIN THE PROPERTY OF THE ARCHITECT; NO PART THEREOF SHALL BE COPIED OR USED IN CONNECTION WITH ANY WORK OR PROJECT OTHER THAN THE SPECIFIC PROJECT FOR WHICH THEY HAVE BEEN PREPARED WITHOUT THE WRITTEN CONSENT OF THE ARCHITECT.

NO	ISSUED	DATE

Project No: 1636

Drawn By:

Checked By:

Sheet Name:

GENERAL NOTES

Scale: N/A

Sheet No: A0.0

PERMIT SUBMITTAL SET

ARTESIA FREEWAY

35db

www.35DBINC.com

15243 LA CRUZ DR. #1102
PACIFIC PALISADES CA 90272

35dbinc@gmail.com

Project:

HAMPTON INN
CARSON

767 EAST ALBERTONI STREET
CARSON, CA 90746

Project Owner:

THEOXENIA LLC
DBA HAMPTON INN CARSON

767 EAST ALBERTONI STREET
CARSON, CA 90746

Architect / Engineer Seal:



THE DRAWINGS AND SPECIFICATIONS, IDEAS, DESIGNS AND ARRANGEMENTS ARE AND SHALL REMAIN THE PROPERTY OF THE ARCHITECT. NO PART THEREOF SHALL BE COPIED OR USED IN CONNECTION WITH ANY WORK OR PROJECT OTHER THAN THE SPECIFIC PROJECT FOR WHICH THEY HAVE BEEN PREPARED WITHOUT THE WRITTEN CONSENT OF THE ARCHITECT.

NO	ISSUED	DATE

Project No: 1636

Drawn By:

Checked By:

Sheet Name:


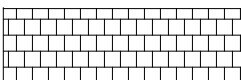

SITE PLAN

Scale: 1/16" = 1'-0"

Sheet No:

A1.0

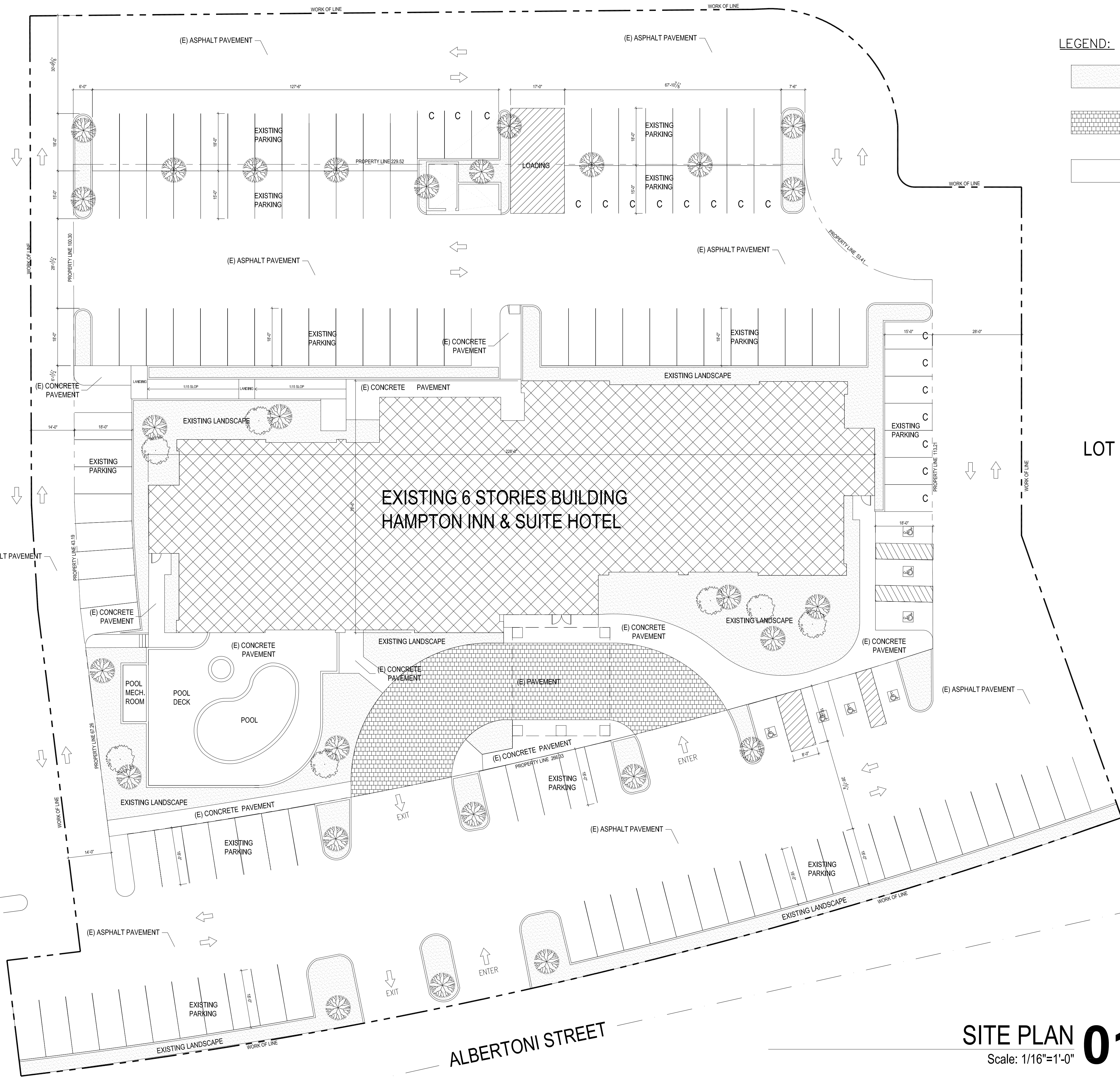
LEGEND:

-  (E) LANDSCAPE
-  (E) PAVEMENT
-  (E) CONCRETE

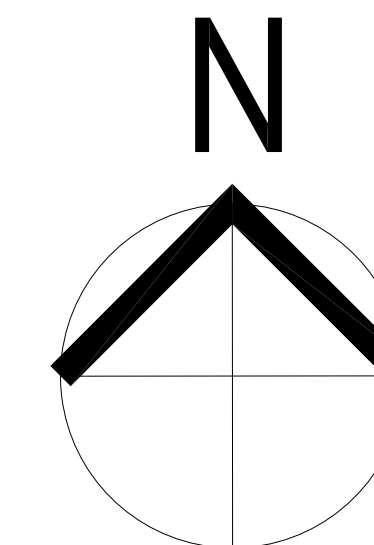
LOT 4

LOT 6

EXISTING 6 STORIES BUILDING
HAMPTON INN & SUITE HOTEL



SITE PLAN 01
Scale: 1/16"=1'-0"



PERMIT SUBMITTAL SET

35db

www.35dbinc.com

15243 LA CRUZ DR. #1102
PACIFIC PALISADES CA 90272

35dbinc@gmail.com

Project:

HAMPTON INN CARSON

767 EAST ALBERTONI STREET
CARSON, CA 90746

Project Owner:

THEOXENIA LLC DBA HAMPTON INN CARSON

767 EAST ALBERTONI STREET
CARSON, CA 90746

Architect / Engineer Seal:



THE DRAWINGS AND SPECIFICATIONS, IDEAS, DESIGNS AND ARRANGEMENTS ARE AND SHALL REMAIN THE PROPERTY OF THE ARCHITECT. NO PART THEREOF SHALL BE COPIED OR USED IN CONNECTION WITH ANY WORK OR PROJECT OTHER THAN THE SPECIFIC PROJECT FOR WHICH THEY HAVE BEEN PREPARED WITHOUT THE WRITTEN CONSENT OF THE ARCHITECT.

NO	ISSUED	DATE
----	--------	------



EXISTING 1ST FLOOR PLAN **01**
Scale: 1/8" = 1'-0"

Project No: 1636

Drawn By:

Checked By:

Sheet Name:

EXISTING
1ST FLOOR PLAN

Scale: 1/8" = 1'-0"

Sheet No:

A1.1

PERMIT SUBMITTAL SET

35db

www.35dbinc.com

15243 LA CRUZ DR. #1102
PACIFIC PALISADES CA 90272

35dbinc@gmail.com

Project:

HAMPTON INN CARSON

767 EAST ALBERTONI STREET
CARSON, CA 90746

Project Owner:

THEOXENIA LLC DBA HAMPTON INN CARSON

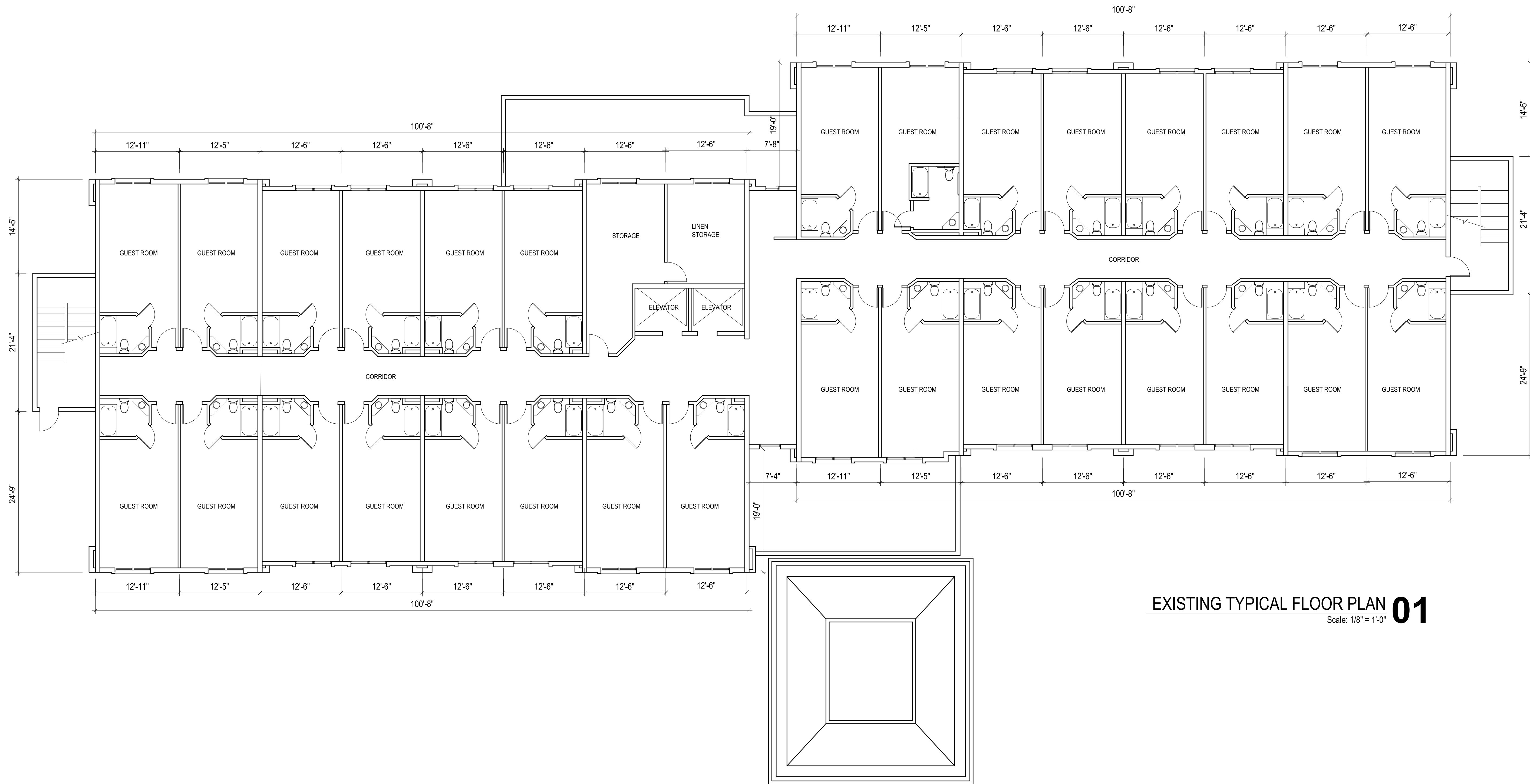
767 EAST ALBERTONI STREET
CARSON, CA 90746

Architect / Engineer Seal:



THE DRAWINGS AND SPECIFICATIONS, IDEAS, DESIGNS AND ARRANGEMENTS ARE AND SHALL REMAIN THE PROPERTY OF THE ARCHITECT. NO PART THEREOF SHALL BE COPIED OR USED IN CONNECTION WITH ANY WORK OR PROJECT OTHER THAN THE SPECIFIC PROJECT FOR WHICH THEY HAVE BEEN PREPARED WITHOUT THE WRITTEN CONSENT OF THE ARCHITECT.

NO	ISSUED	DATE
----	--------	------



EXISTING TYPICAL FLOOR PLAN **01**
Scale: 1/8" = 1'-0"

Project No: 1636

Drawn By:

Checked By:

Sheet Name:

EXISTING
TYPICAL PLAN

Scale: 1/8" = 1'-0"

Sheet No:

A1.2

PERMIT SUBMITTAL SET

35db

www.35dbinc.com

15243 LA CRUZ DR. #1102
PACIFIC PALISADES CA 90272

35dbinc@gmail.com

Project:

HAMPTON INN CARSON

767 EAST ALBERTONI STREET
CARSON, CA 90746

Project Owner:

THEOXENIA LLC DBA HAMPTON INN CARSON

767 EAST ALBERTONI STREET
CARSON, CA 90746

Architect / Engineer Seal:



THE DRAWINGS AND SPECIFICATIONS, IDEAS, DESIGNS AND ARRANGEMENTS ARE AND SHALL REMAIN THE PROPERTY OF THE ARCHITECT. NO PART THEREOF SHALL BE COPIED OR USED IN CONNECTION WITH ANY WORK OR PROJECT OTHER THAN THE SPECIFIC PROJECT FOR WHICH THEY HAVE BEEN PREPARED WITHOUT THE WRITTEN CONSENT OF THE ARCHITECT.

NO	ISSUED	DATE

Project No: 1636

Drawn By:

Checked By:

Sheet Name:

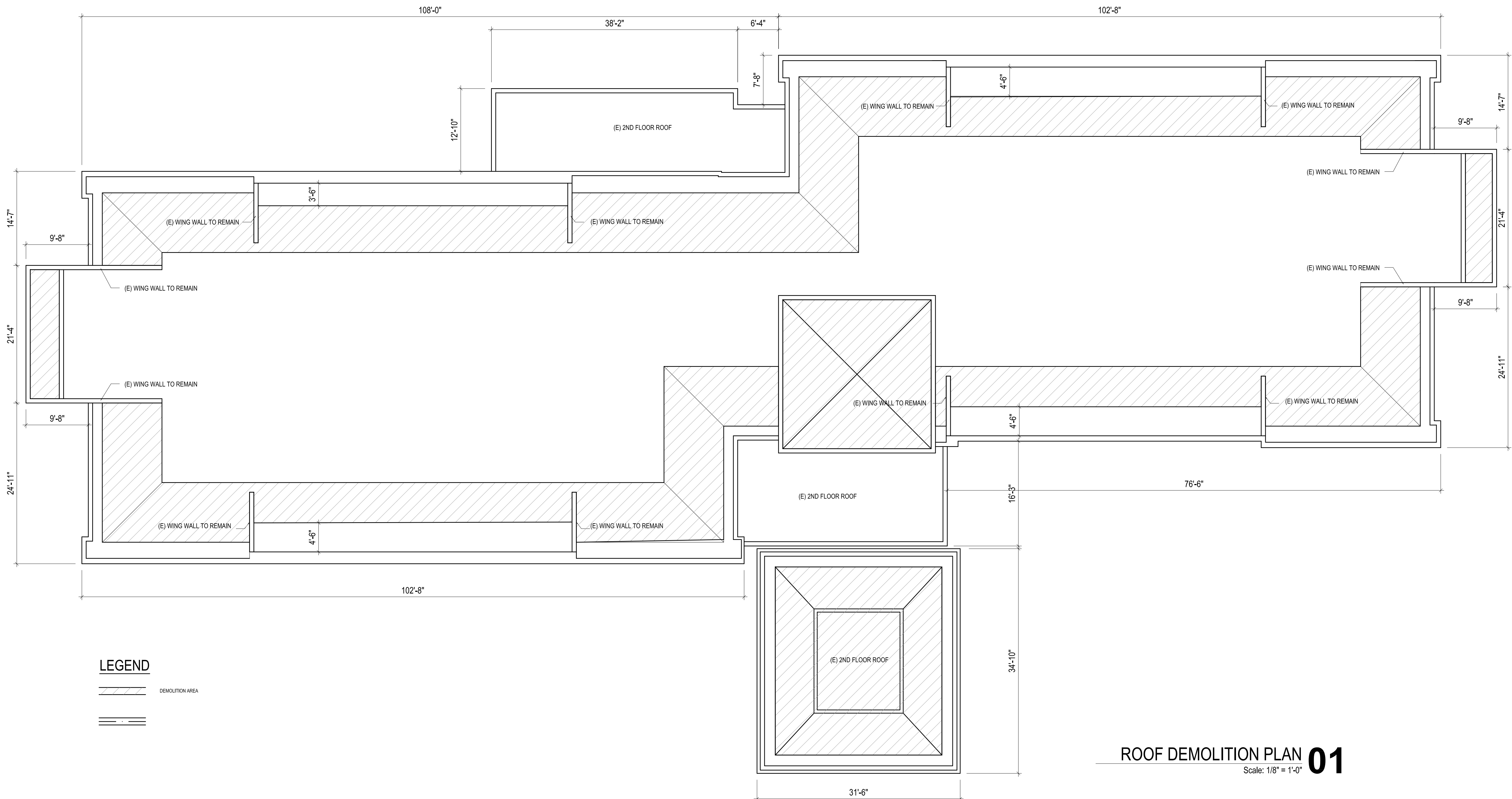
EXISTING & DEMO PLAN

Scale: 1/8"=1'-0"

Sheet No:

A1.3

PERMIT SUBMITTAL SET



ROOF DEMOLITION PLAN 01

Scale: 1/8" = 1'-0"

35db

www.35dbinc.com

15243 LA CRUZ DR. #1102
PACIFIC PALISADES CA 90272

35dbinc@gmail.com

Project:

HAMPTON INN CARSON

767 EAST ALBERTONI STREET
CARSON, CA 90746

Project Owner:

THE OXBOW GROUP DBA HAMPTON INN CARSON

767 EAST ALBERTONI STREET
CARSON, CA 90746

Architect / Engineer Seal:



THE DRAWINGS AND SPECIFICATIONS, IDEAS, DESIGNS AND ARRANGEMENTS ARE AND SHALL REMAIN THE PROPERTY OF THE ARCHITECT. NO PART THEREOF SHALL BE COPIED OR USED IN CONNECTION WITH ANY WORK OR PROJECT OTHER THAN THE SPECIFIC PROJECT FOR WHICH THEY HAVE BEEN PREPARED WITHOUT THE WRITTEN CONSENT OF THE ARCHITECT.

NO	ISSUED	DATE

Project No: 1636

Drawn By:

Checked By:

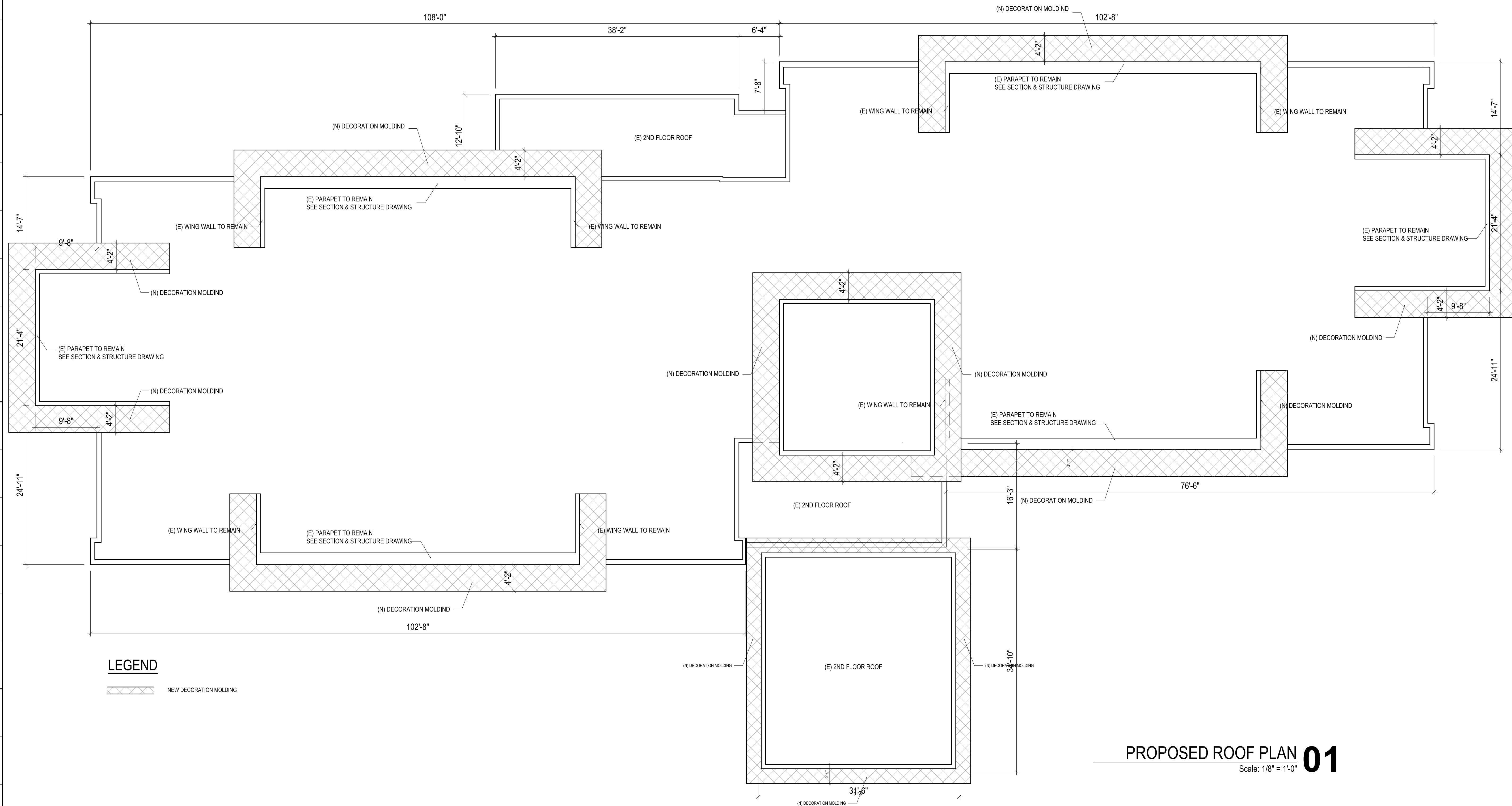
Sheet Name:

PROPOSED ROOF PLAN

Scale: 1/8"=1'-0"

Sheet No:

A1.4



PROPOSED ROOF PLAN 01

Scale: 1/8" = 1'-0"

PERMIT SUBMITTAL SET

35db

www.35DBINC.com

15243 LA CRUZ DR. #1102
PACIFIC PALISADES CA 90272

35dbinc@gmail.com

Project:

HAMPTON INN CARSON

767 EAST ALBERTONI STREET
CARSON, CA 90746

Project Owner:

THEOXENIA LLC
DBA HAMPTON INN CARSON

767 EAST ALBERTONI STREET
CARSON, CA 90746

Architect/Engineer Seal:



THE DRAWINGS AND SPECIFICATIONS, IDEAS, DESIGNS AND ARRANGEMENTS ARE AND SHALL REMAIN THE PROPERTY OF THE ARCHITECT. NO PART THEREOF SHALL BE COPIED OR USED IN CONNECTION WITH ANY WORK OR PROJECT OTHER THAN THE SPECIFIC PROJECT FOR WHICH THEY HAVE BEEN PREPARED WITHOUT THE WRITTEN CONSENT OF THE ARCHITECT.

NO	ISSUED	DATE
----	--------	------

Project No: 1636

Drawn By:

Checked By:

Sheet Name:

(E) ELEVATION

Scale: 1/8" = 1'-0"

Sheet No:

A2.0

PERMIT SUBMITTAL SET



LEGEND

DEMOLITION AREA

(E) SOUTH ELEVATION 02

Scale: 1/8" = 1'-0"



LEGEND

DEMOLITION AREA

(E) NORTH ELEVATION 01

Scale: 1/8" = 1'-0"

35db

www.35dbinc.com

15243 LA CRUZ DR. #1102
PACIFIC PALISADES CA 90272

35dbinc@gmail.com

Project:

HAMPTON INN CARSON

767 EAST ALBERTONI STREET
CARSON, CA 90746

Project Owner:

THEOXENIA LLC
DBA HAMPTON INN CARSON

767 EAST ALBERTONI STREET
CARSON, CA 90746

Architect/Engineer Seal:



THE DRAWINGS AND SPECIFICATIONS, IDEAS, DESIGNS AND ARRANGEMENTS ARE AND SHALL REMAIN THE PROPERTY OF THE ARCHITECT. NO PART THEREOF SHALL BE COPIED OR USED IN CONNECTION WITH ANY WORK OR PROJECT OTHER THAN THE SPECIFIC PROJECT FOR WHICH THEY HAVE BEEN PREPARED WITHOUT THE WRITTEN CONSENT OF THE ARCHITECT.

NO	ISSUED	DATE

Project No: 1636

Drawn By:

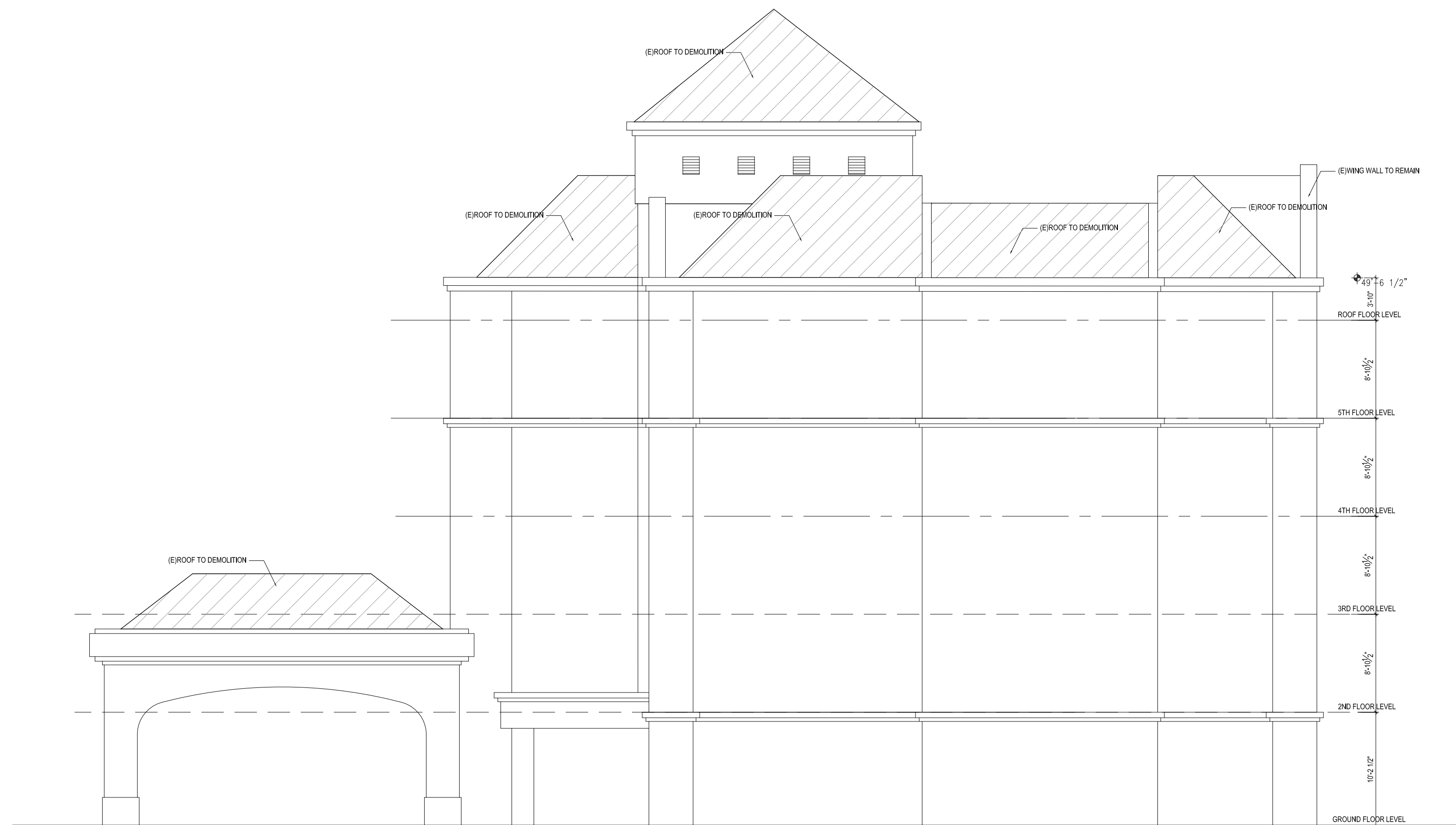
Checked By:

Sheet Name:

(E) ELEVATION

Scale: 1/8" = 1'-0"

Sheet No: **A2.1**

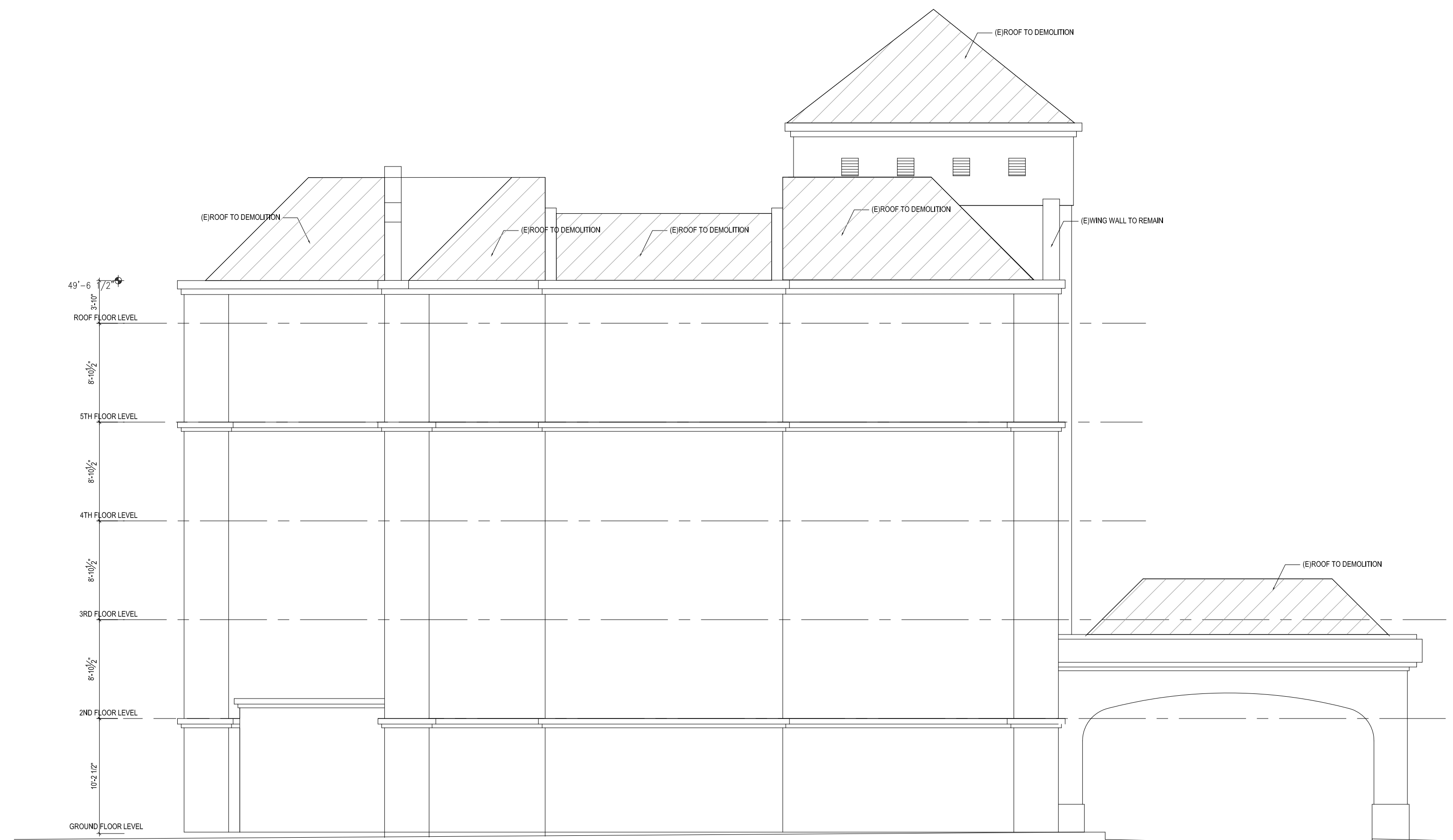


LEGEND

DEMOLITION AREA

(E) EAST ELEVATION 02

Scale: 1/8" = 1'-0"



LEGEND

DEMOLITION AREA

(E) WEST ELEVATION 01

Scale: 1/8" = 1'-0"

PERMIT SUBMITTAL SET

35db

www.35dbinc.com

15243 LA CRUZ DR. #1102
PACIFIC PALISADES CA 90272

35dbinc@gmail.com

Project:

**HAMPTON INN
CARSON**

767 EAST ALBERTONI STREET
CARSON, CA 90746

Project Owner:

**THEOXENIA LLC
DBA HAMPTON INN CARSON**

767 EAST ALBERTONI STREET
CARSON, CA 90746

Architect/Engineer Seal:



THE DRAWINGS AND SPECIFICATIONS, IDEAS, DESIGNS AND ARRANGEMENTS ARE AND SHALL REMAIN THE PROPERTY OF THE ARCHITECT. NO PART THEREOF SHALL BE COPIED OR USED IN CONNECTION WITH ANY WORK OR PROJECT OTHER THAN THE SPECIFIC PROJECT FOR WHICH THEY HAVE BEEN PREPARED WITHOUT THE WRITTEN CONSENT OF THE ARCHITECT.

NO	ISSUED	DATE

Project No: 1636

Drawn By:

Checked By:

Sheet Name:

**PROPOSED
ELEVATION**

Scale: 1/8" = 1'-0"

Sheet No:

A2.2

PERMIT SUBMITTAL SET



LEGEND

NEW DECORATION MOLDING

PROPOSED SOUTH ELEVATION 02

Scale: 1/8" = 1'-0"



LEGEND

NEW DECORATION MOLDING

PROPOSED NORTH ELEVATION 01

Scale: 1/8" = 1'-0"

35db

www.35dbinc.com

15243 LA CRUZ DR, #1102
PACIFIC PALISADES CA 90272

35dbinc@gmail.com

Project:

**HAMPTON INN
CARSON**

767 EAST ALBERTONI STREET
CARSON, CA 90746

Project Owner:

**THEOXENIA LLC
DBA HAMPTON INN CARSON**

767 EAST ALBERTONI STREET
CARSON, CA 90746

Architect/Engineer Seal:



THE DRAWINGS AND SPECIFICATIONS, IDEAS, DESIGNS AND ARRANGEMENTS ARE AND SHALL REMAIN THE PROPERTY OF THE ARCHITECT. NO PART THEREOF SHALL BE COPIED OR USED IN CONNECTION WITH ANY WORK OR PROJECT OTHER THAN THE SPECIFIC PROJECT FOR WHICH THEY HAVE BEEN PREPARED WITHOUT THE WRITTEN CONSENT OF THE ARCHITECT.

NO	ISSUED	DATE

Project No: 1636

Drawn By:

Checked By:

Sheet Name:

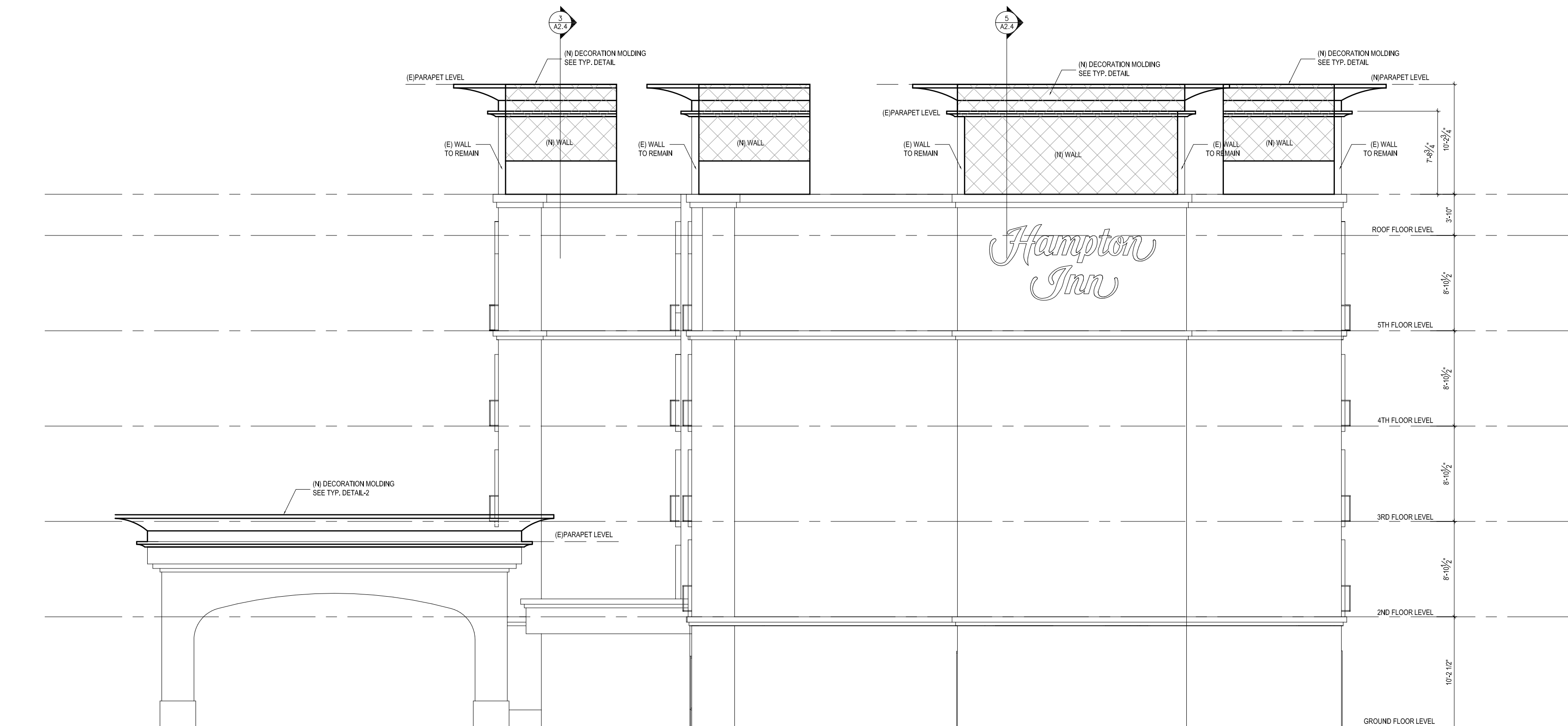
**PROPOSED
ELEVATION**

Scale: 1/8" = 1'-0"

Sheet No:

A2.3

PERMIT SUBMITTAL SET

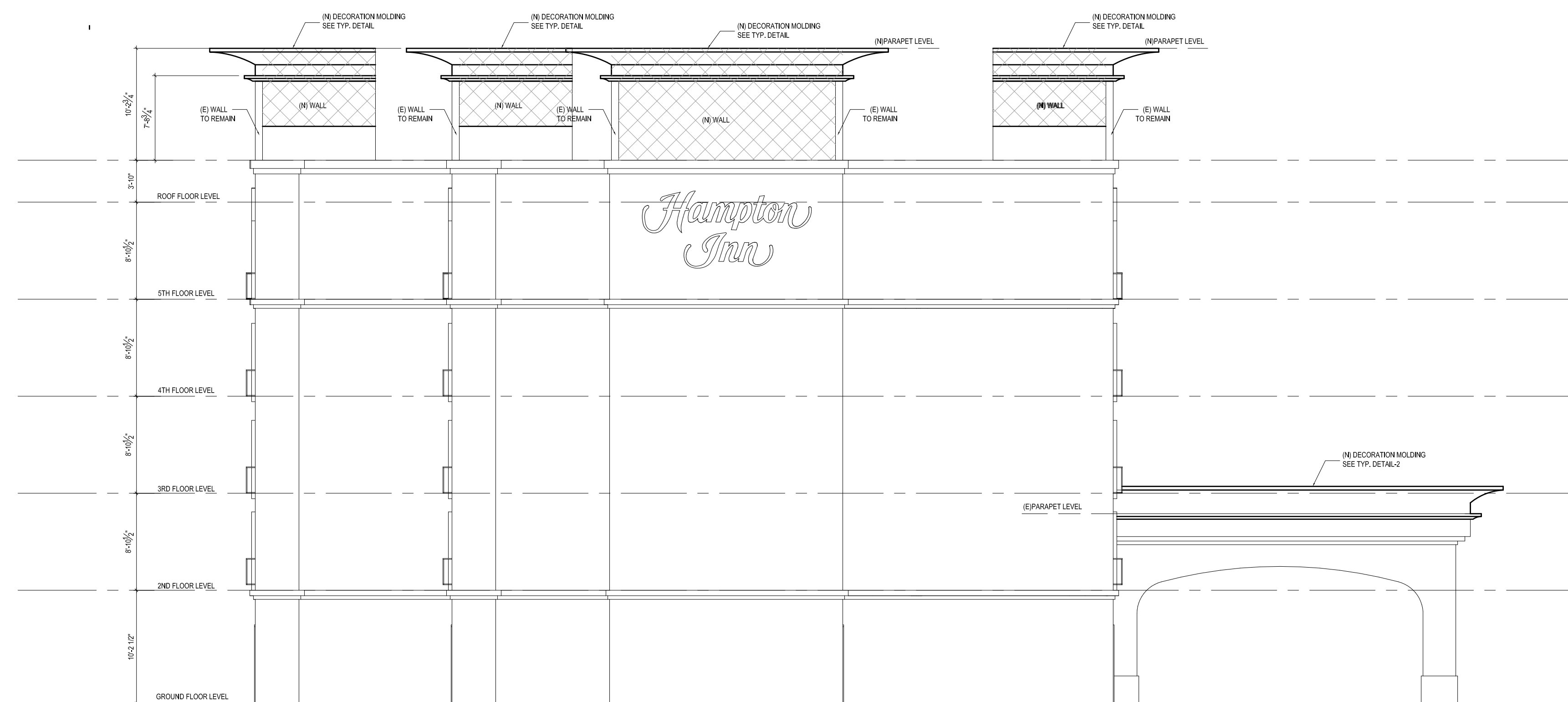


LEGEND

NEW DECORATION MOLDING

PROPOSED EAST ELEVATION 02

Scale: 1/8" = 1'-0"



LEGEND

NEW DECORATION MOLDING

PROPOSED WEST ELEVATION 01

Scale: 1/8" = 1'-0"

35db

www.35dbinc.com

15243 LA CRUZ DR. #1102
PACIFIC PALISADES CA 90272

35dbinc@gmail.com

Project:

HAMPTON INN CARSON

767 EAST ALBERTONI STREET
CARSON, CA 90746

Project Owner:

THEOXENIA LLC
DBA HAMPTON INN CARSON

767 EAST ALBERTONI STREET
CARSON, CA 90746

Architect/Engineer Seal:



THE DRAWINGS AND SPECIFICATIONS, IDEAS, DESIGNS AND ARRANGEMENTS ARE AND SHALL REMAIN THE PROPERTY OF THE ARCHITECT. NO PART THEREOF SHALL BE COPIED OR USED IN CONNECTION WITH ANY WORK OR PROJECT OTHER THAN THE SPECIFIC PROJECT FOR WHICH THEY HAVE BEEN PREPARED WITHOUT THE WRITTEN CONSENT OF THE ARCHITECT.

NO	ISSUED	DATE

Project No: 1636

Drawn By:

Checked By:

Sheet Name:

DETAILS

Scale: 1/8" = 1'-0"

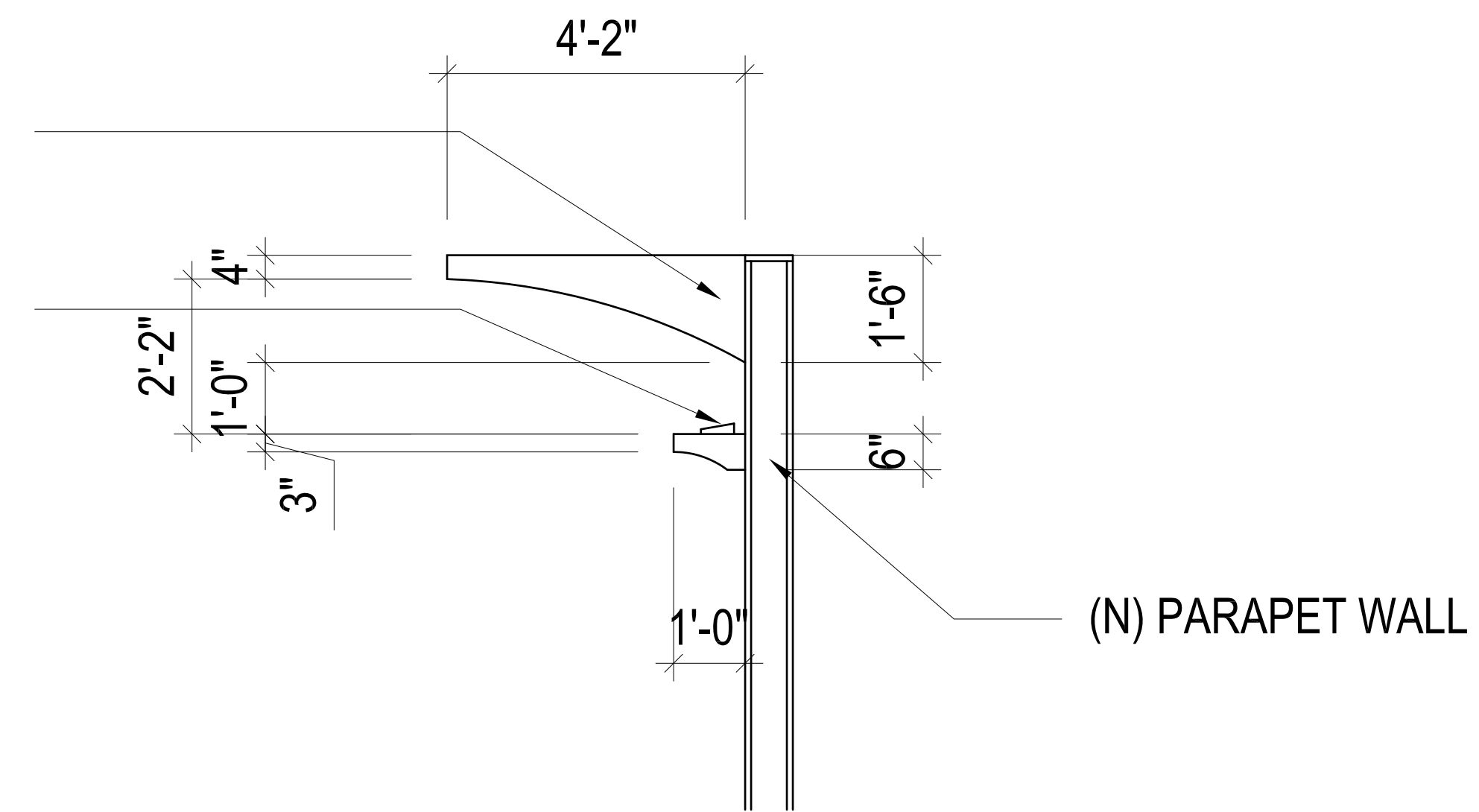
Sheet No:

A2.4

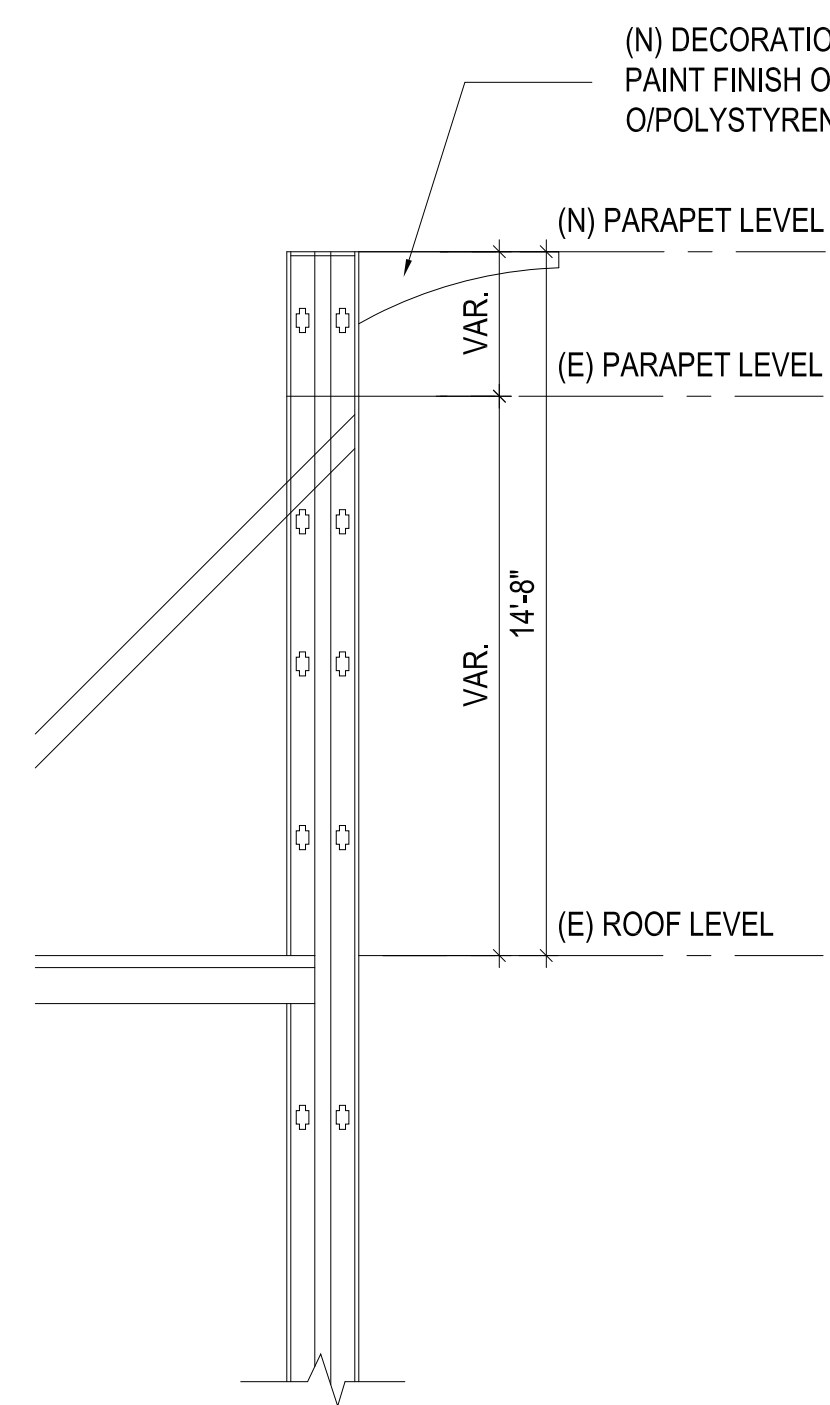
PERMIT SUBMITTAL SET

(N) DECORATION MOLDING
PAINT FINISH O/STUCCO
O/POLYSTYRENE FORM

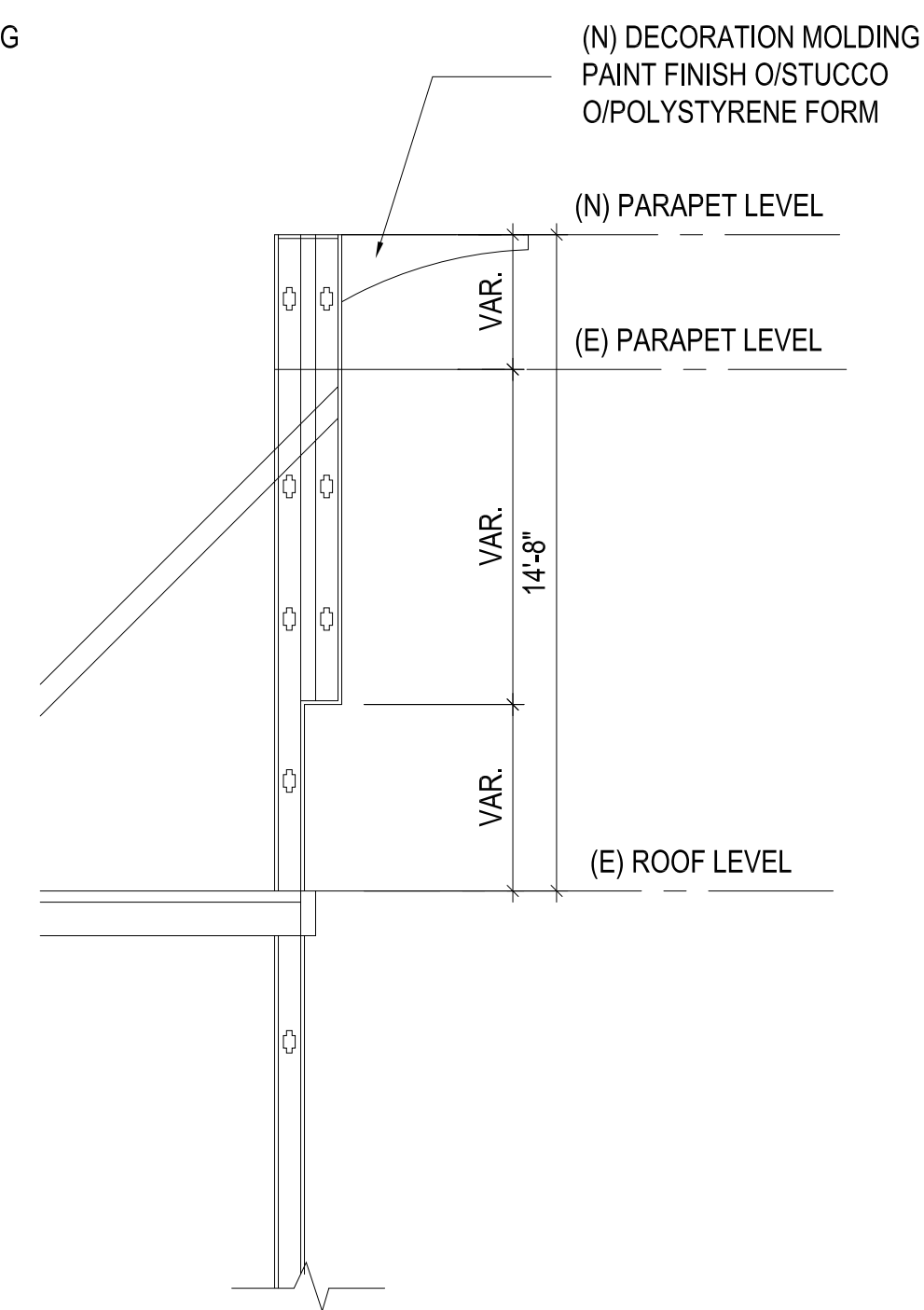
(N) MODULAR ARCHITECTURAL UPLIGHT



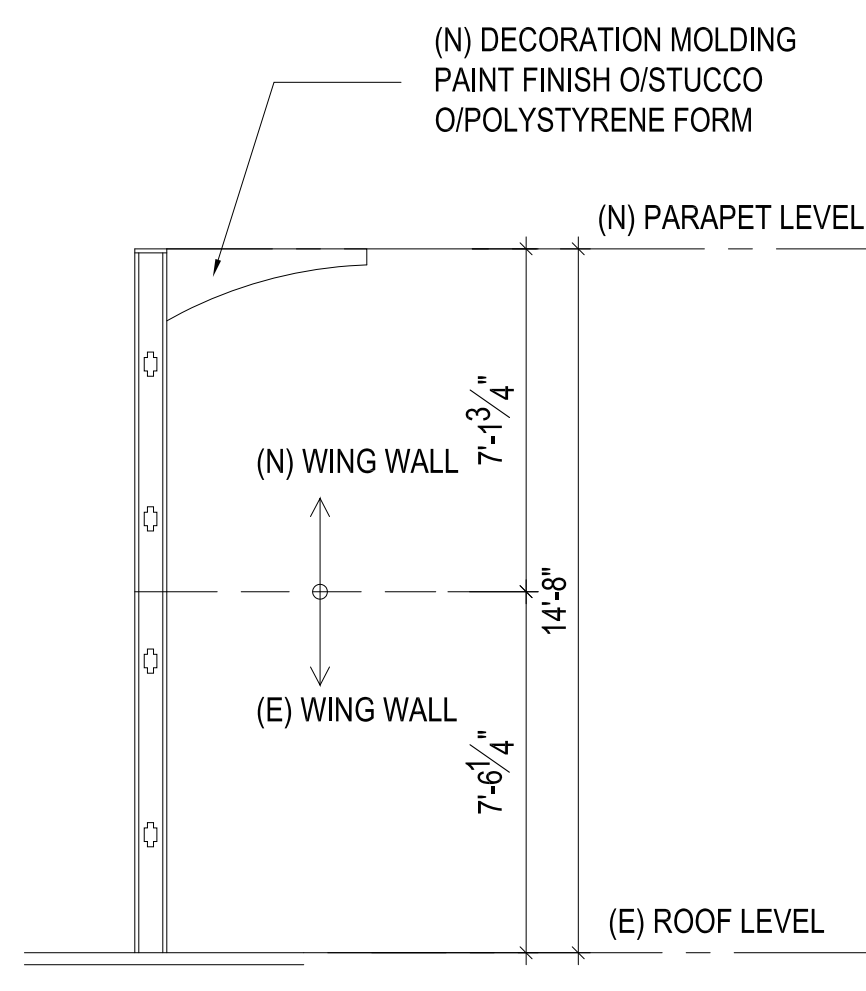
MOLDING TYP. DETAIL



WALL SECTION 1

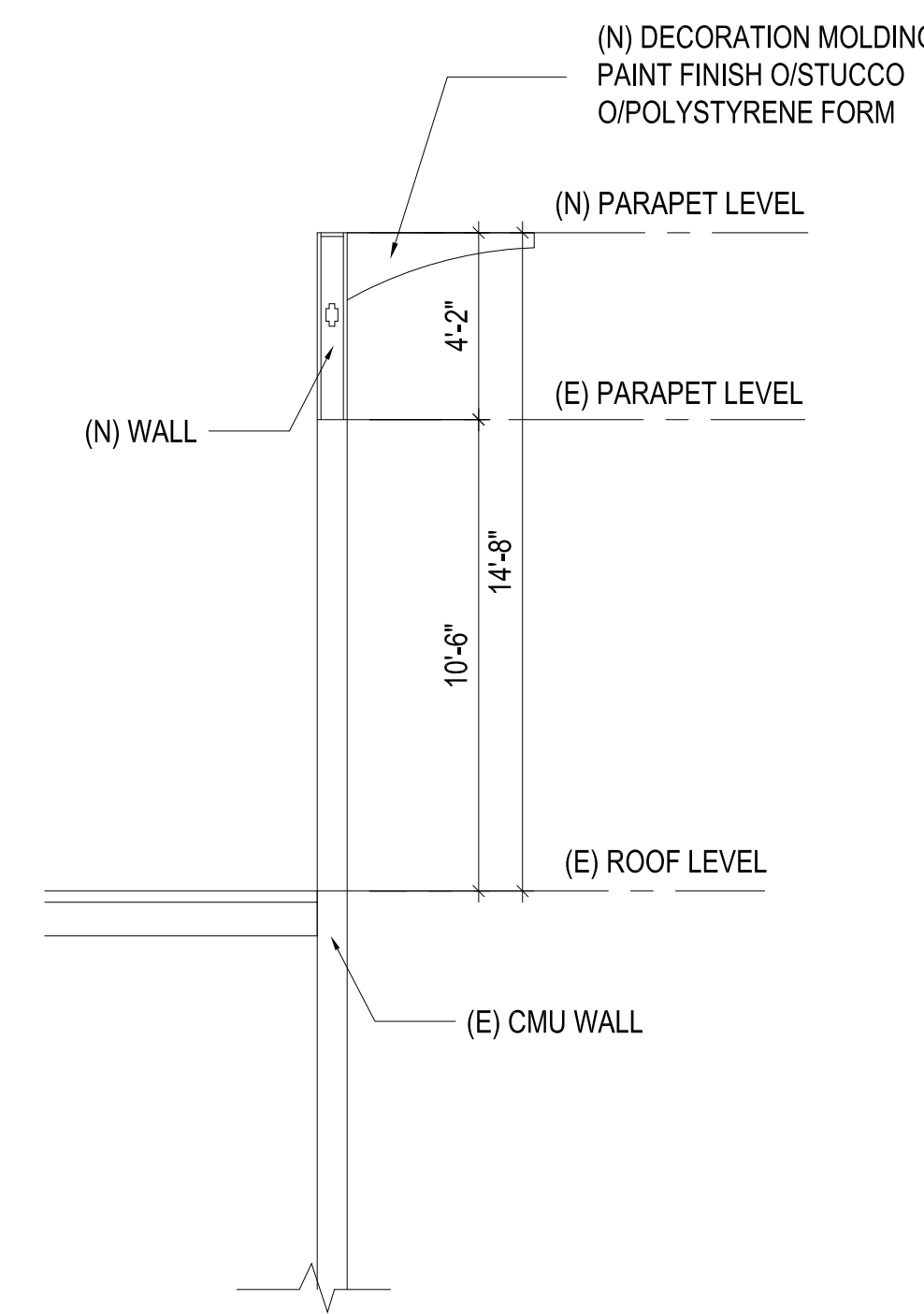


WALL SECTION 2

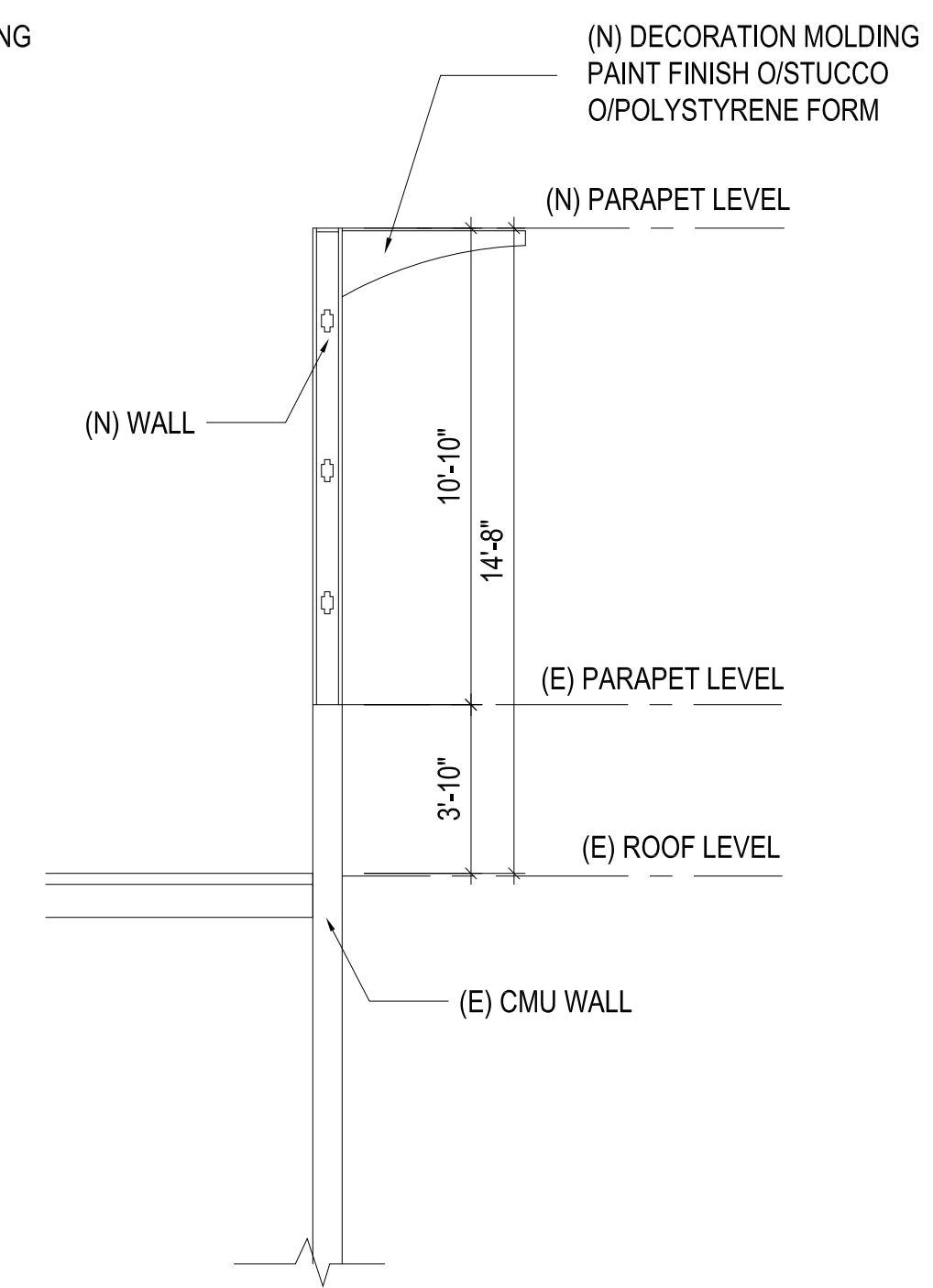


WALL SECTION 3

NOTE: SEE S-1,2 DRAWINGS



WALL SECTION 4



WALL SECTION 5

GENERAL NOTES

General Notes

- ALL WORK SHALL CONFORM TO THE 2016 CALIFORNIA BUILDING CODE.
- THE FOLLOWING NOTES AND ALL OTHER TYPICAL DETAILS APPLY TO ALL DRAWINGS UNLESS NOTED OTHERWISE.
- STRUCTURAL DRAWINGS SHALL BE USED IN CONJUNCTION WITH ARCHITECTURAL, MECHANICAL AND ELECTRICAL DRAWINGS.
- FRAMING CONDITIONS NOT SPECIFICALLY SHOWN SHALL BE FRAMED SIMILAR TO THE DETAILS SHOWN FOR THE RESPECTIVE MATERIALS.
- PROVIDE OPENINGS AND SUPPORTS FOR MECHANICAL EQUIPMENT, DUCTS, PIPING VENTS ETC., AS REQUIRED. REFER TO ARCHITECTURAL & MECHANICAL DRAWINGS FOR ADDITIONAL OPENINGS AND EQUIPMENT WHICH ARE NOT SHOWN ON STRUCTURAL DRAWINGS. ALL SUSPENDED EQUIPMENT TO BE PROVIDED WITH ALL APPROVED BRACING.
- CONTRACTOR MUST CLARIFY ALL DIMENSIONS AND SITE CONDITIONS BEFORE COMMENCING WORK. ARCHITECT SHALL BE INFORMED AND NOTIFIED OF ANY TYPE OF DISCREPANCIES.
- NOTES AND DETAILS ON DRAWINGS SHALL TAKE PRECEDENCE OVER THESE GENERAL NOTES.
- DESIGN MATERIALS, EQUIPMENT AND PRODUCTS OTHER THAN THOSE DESCRIBED BELOW OR INDICATED ON THE DRAWINGS MAY BE CONSIDERED FOR USE. PROVIDED THAT PRIOR APPROVAL IS OBTAINED FROM THE OWNER, ARCHITECT/ENGINEER AND THE APPLICABLE GOVERNING CODE AUTHORITY.
- THE FOLLOWING WORK REQUIRES SPECIAL INSPECTION BY A REGISTERED DEPUTY INSPECTOR UNLESS NOTED OTHERWISE BY CBC 1704.1.1
 - FIELD WELDING AS REQUIRED
 - EPOXY AS REQUIRED
 - CONC PILE AND GRADE BEAM (CONCRETE $f'c > 3000$ psi)
 - HIGH STRENGTH BOLT
- STRUCTURE OBSERVATION BY ENGINEER OF RECORD WILL BE REQUIRED AT:
 - FOUNDATION INCLUDING CONC PILE AND GRADE BEAM
 - FRAMING
 - OTHER

Metal studs and accessories

MEET OR EXCEED MIN. REQUIREMENTS OF FED. SPEC. QO-S-698 AND FED. SPEC. QO-S-775d, FOR THE ITEM AND USE IN-TENDED METAL STUDS :

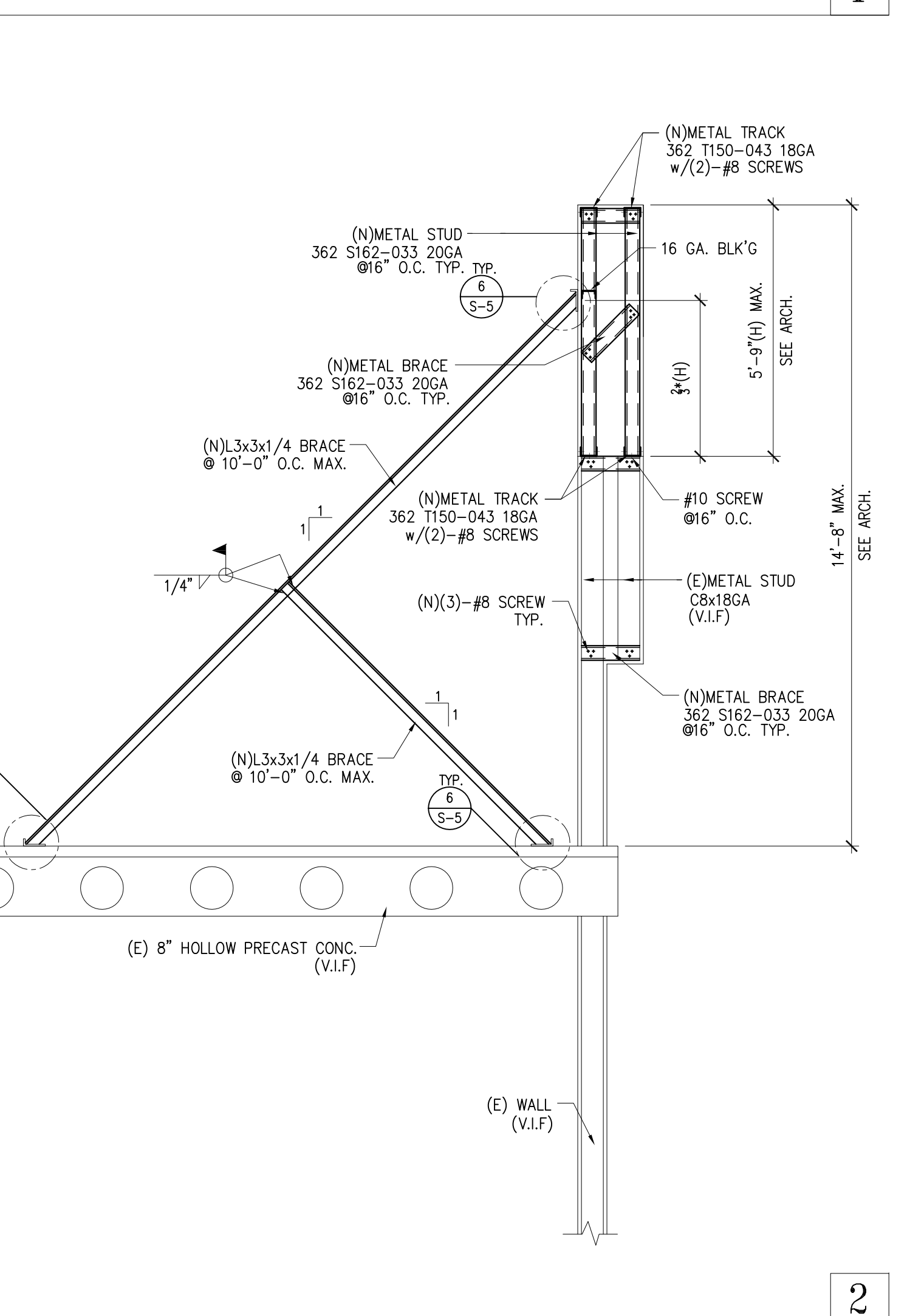
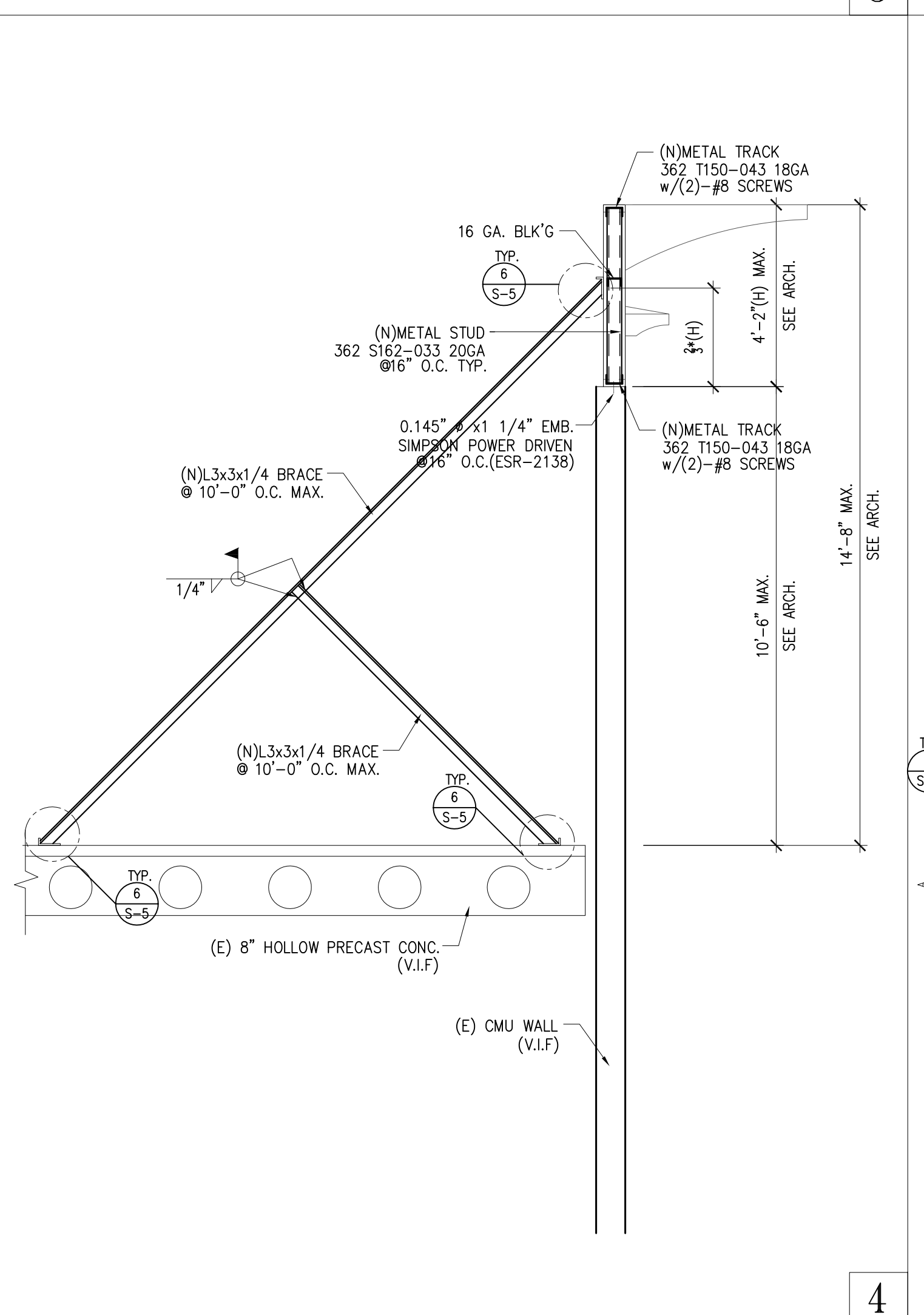
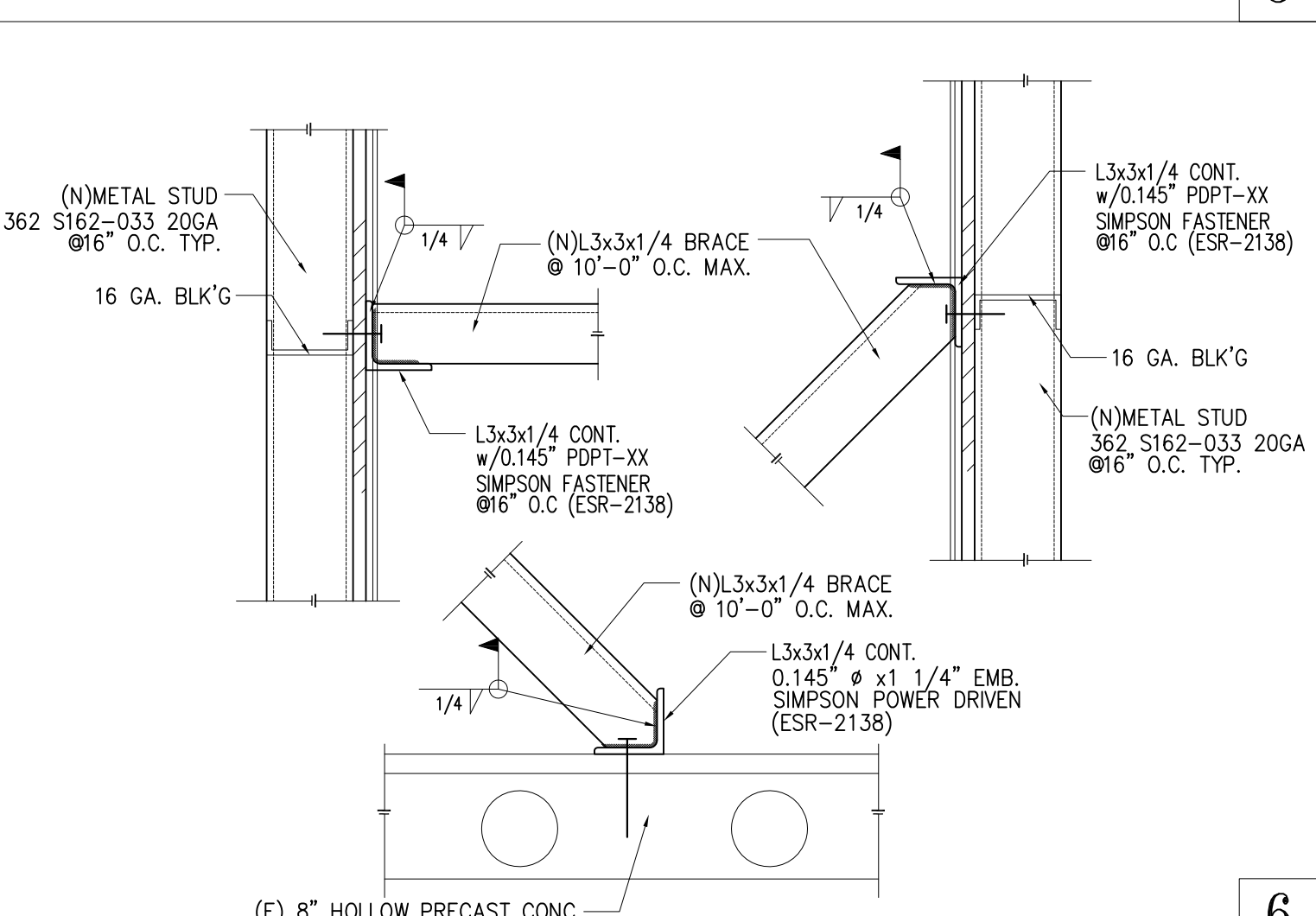
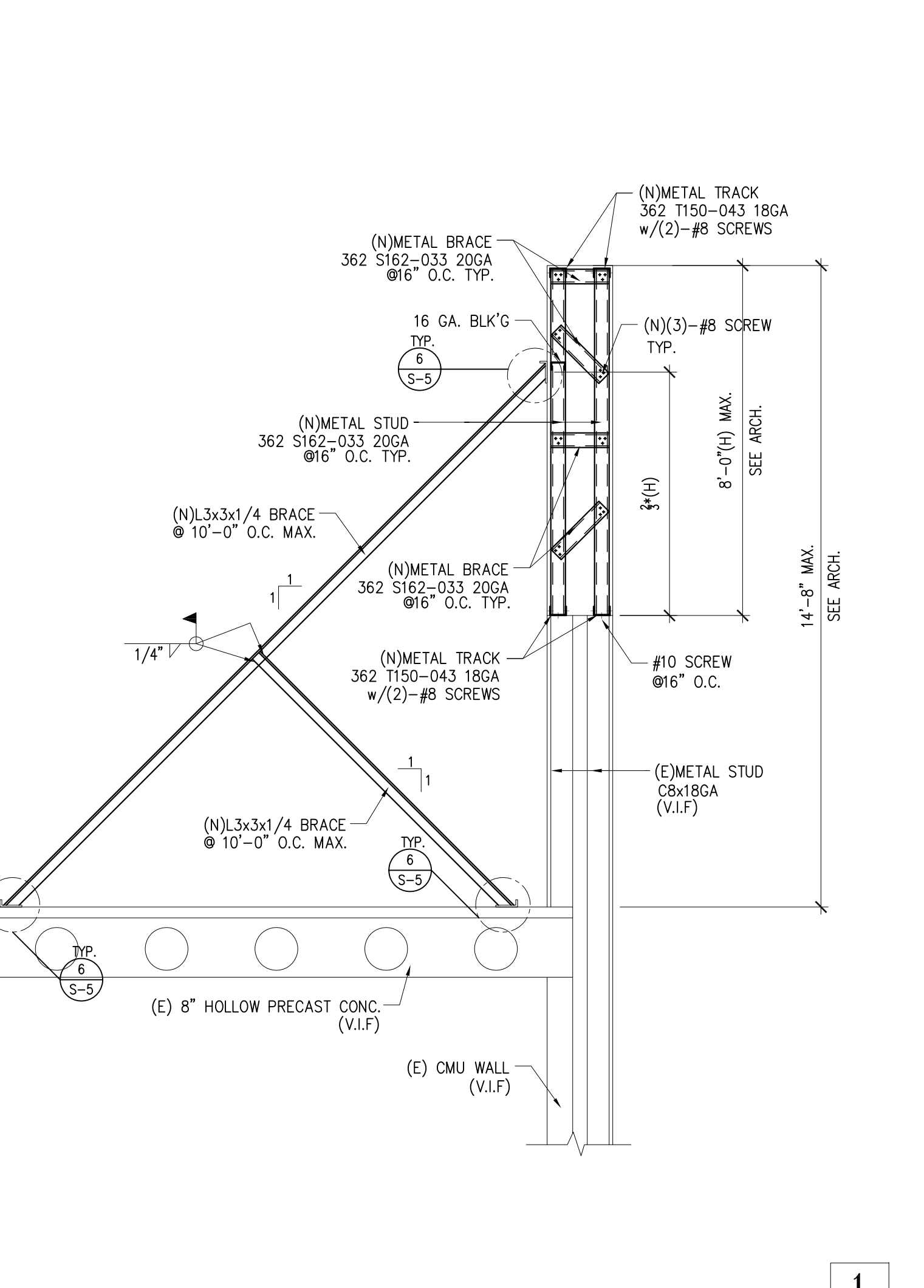
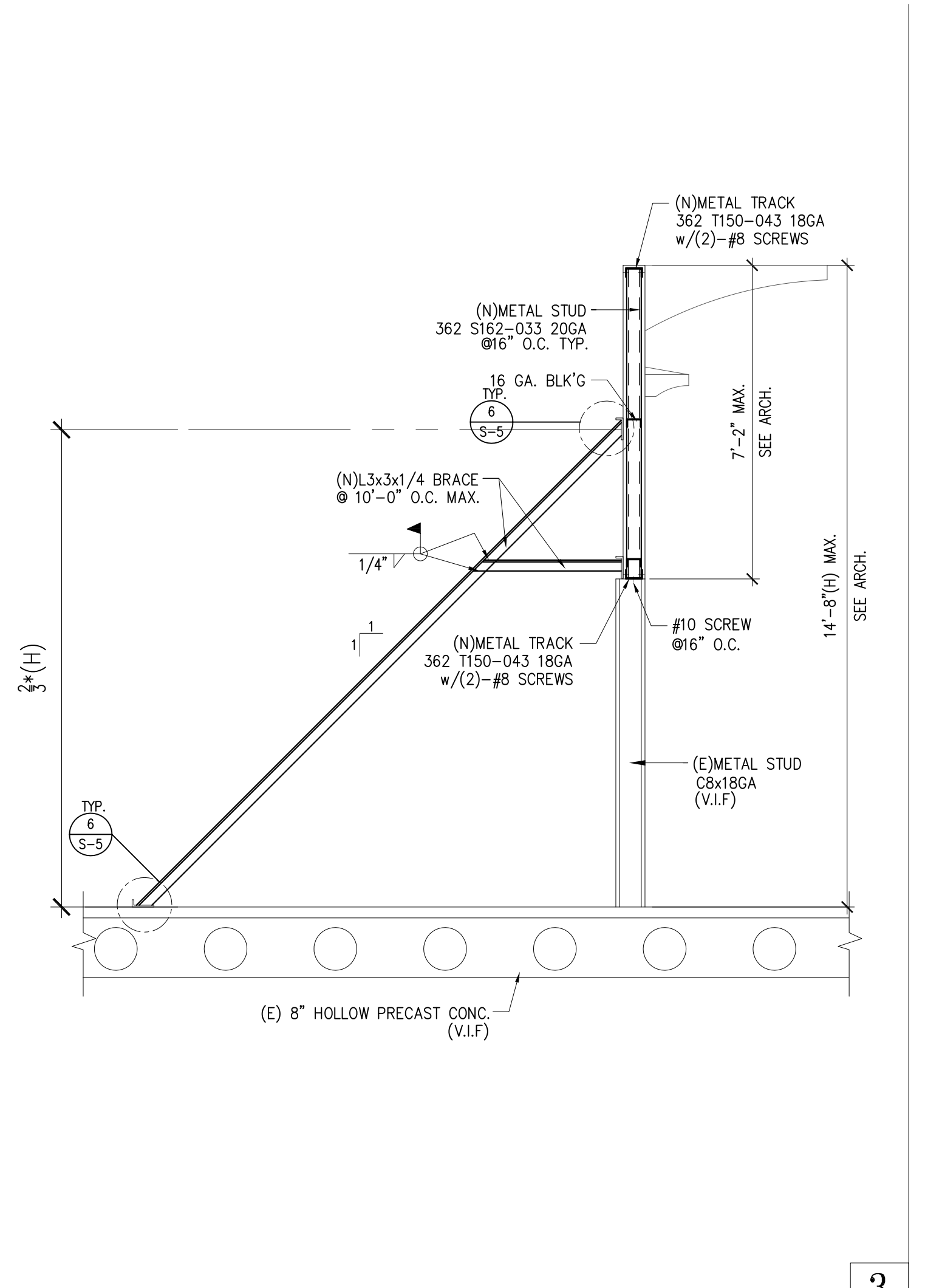
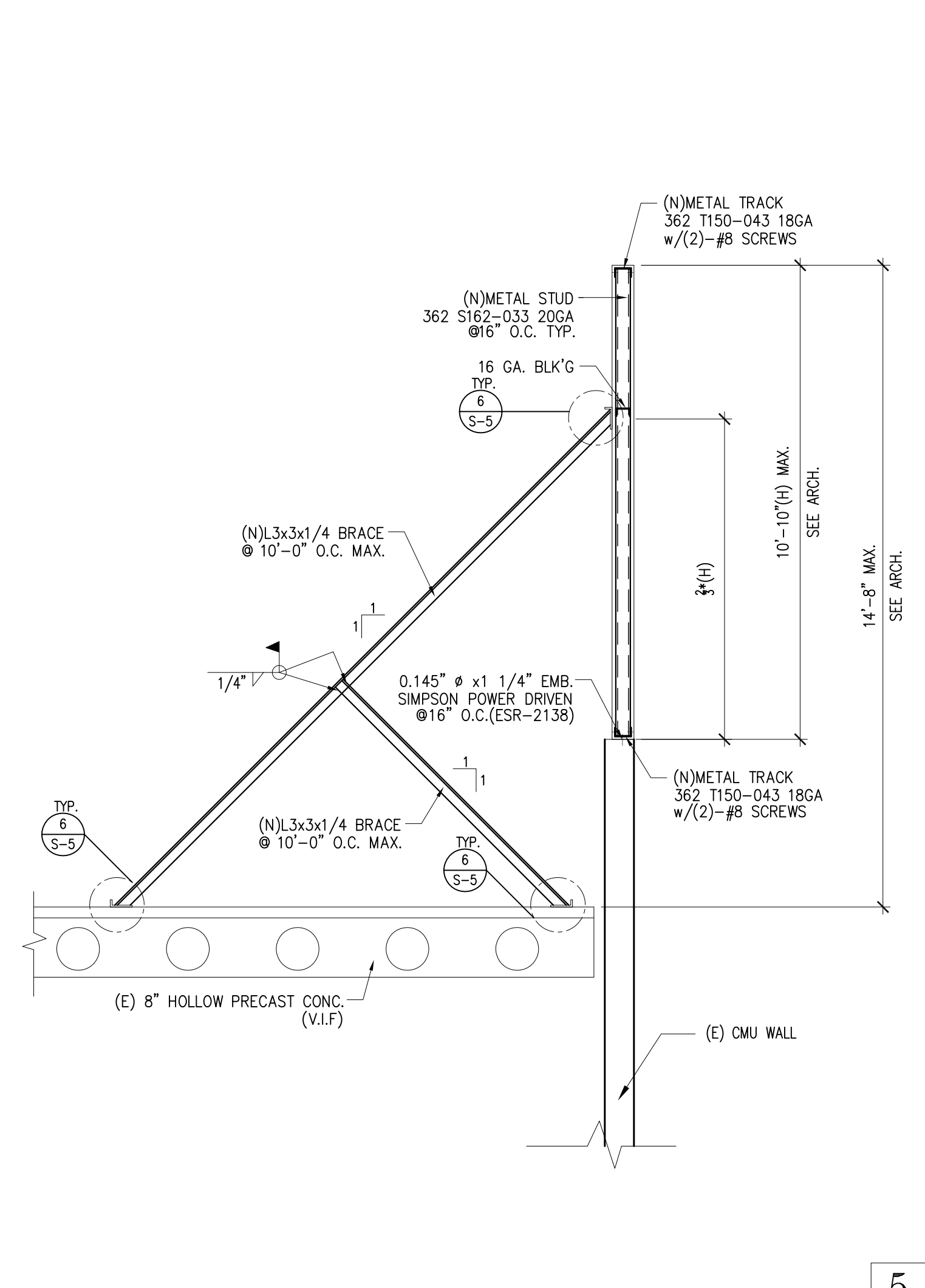
- AT INTERNAL METAL STUD PARTITIONS, UNLESS OTHERWISE SHOWN ON THE DRAWINGS, PROVIDE STANDARD PUNCHED STEEL STUDS OF THE GAGES SHOWN ON THE DRAWINGS, EITHER HOT-DIP GALVANIZED OR FACTORY PRE-PAINTED.
- USE ONLY ONE TYPE THROUGHOUT THE WORK, UNLESS OTHERWISE SHOWN ON THE DRAWINGS OR SPECIFICALLY APPROVED IN ADVANCE BY THE ARCHITECT OR ENGINEER

ACCESSORIES :
 PROVIDE ALL ACCESSORIES INCLUDING, BUT NOT NECESSARILY LIMITED TO, TRACKS, CLIPS, ANCHORS, FASTENING DVICES, SOUND ATTENUATION PENCIL RODS AND RESILIENT CLIPS, AND OTHER ACCESSORIES REQUIRED FOR A COMPLETE AND PROPER INSTALLATION, AND AS RECOMMENDED BY THE MANUFACTURER OF THE STEEL STUDS USED.

- ALL METAL STUDS AND SCREWS PROVIDED BY METAL SYSTEM (ICC ESR-2196 LARR # 25678)
- ALL SCREWS COMPLY TO ICBO. NER-211
 - METAL STUDS (ICC ESR-3064P)

MATERIAL LARR# TABLE

MATERIAL	ICC #	LARR #
SIMPSON HDU	ESR-2330	25720
SIMPSON HANGER	ESR-2552	24949
SIMPSON SET-XP EPOXY	ESR-2508	25744
SIMPSON MST/ST	ESR-2105	25113
SIMPSON CC/ECC	ESR-2604	25714
SIMPSON A35/A34/LTP 4	ESR-2606	25716
SIMPSON STRONG WALL SHEAR PANEL	ESR-1267	25427
SIMPSON CB	ESR-2604	25714
PARALLAM	ESR-1387	25202
MSTAL STUDS	ESR-1166P	25889



35db

www.35dbinc.com

Project:

**HAMPTON INN
CARSON**

767 EAST ALBERTONI STREET
CARSON, CA 90746

Project Owner:


**THEOXENIA LLC
DBA HAMPTON INN CARSON**

767 EAST ALBERTONI STREET
CARSON, CA 90746

Architect / Engineer Seal:



CONSULTANTS: STRUCTURAL ENGINEER:



3055 WILSHIRE BLVD. #880
LOS ANGELES, CA 90010
T: 213-386-3040
213-487-7490
boldengineer@gmail.com

Under 17 U.S. Code Section 102 (a)(2), the drawings or plastic works of a scientific or technical nature are protected under the Copyright law. The engineering drawings are defined as such and created work. No one is to use the drawings or plastic without express written permission from Bold Engineer & Associates, Inc.

THE DRAWINGS AND SPECIFICATIONS, SEALS, DESIGNS AND APPROVEDS ARE AND SHALL REMAIN THE PROPERTY OF THE ENGINEER AND NO PART THEREOF SHALL BE COPIED OR USED IN CONNECTION WITH ANY OTHER PROJECT OTHER THAN THE SPECIFIC PROJECT FOR WHICH THEY HAVE BEEN PREPARED WITHOUT THE WRITTEN CONSENT OF THE ARCHITECT.

NO	ISSUED	DATE

Project No: 1636

Drawn By:

Checked By:

Sheet Name:

**GENERAL NOTE &
SECTIONS**

Scale: N/A

Sheet No: **S - 1**

PERMIT SUBMITTAL SET

* UNLESS NOTED OTHERWISE ON THE DRAWINGS, THE DETAILS IN THE DRAWINGS SHALL BE USED WHENEVER APPLICABLE. WHERE NO DETAIL IS SHOWN, CONSTRUCTION SHALL BE AS SHOWN FOR OTHER SIMILAR WORK.

35db

www.35dbinc.com

Project:

HAMPTON INN CARSON

767 EAST ALBERTONI STREET
CARSON, CA 90746

Project Owner:


THEOXENIA LLC DBA HAMPTON INN CARSON

767 EAST ALBERTONI STREET
CARSON, CA 90746

Architect / Engineer Seal:



CONSULTANTS: STRUCTURAL ENGINEER:



ENGINEERING.

3055 WILSHIRE BLVD. #880
LOS ANGELES, CA 90010
T: 213-386-3040
213-487-7490
boldengineer@gmail.com

Under 17 U.S. Code Section 102 (a)(5), the "drawings or plastic works of a scientific or technical nature" are protected under the Copyright law. The engineering drawings are defined as such intellectual work. No one is to use the intellectual drawings without express written permission from Bold Engineer & Associates, Inc.

THE DRAWINGS AND SPECIFICATIONS, SEALS, DESIGNS AND APPROVEDS ARE AND SHALL REMAIN THE PROPERTY OF THE ENGINEER. NO PART THEREOF SHALL BE COPIED OR USED IN CONNECTION WITH ANY WORK OR PROJECT OTHER THAN THE SPECIFIC PROJECT FOR WHICH THEY HAVE BEEN PREPARED WITHOUT THE WRITTEN CONSENT OF THE ARCHITECT.

NO	ISSUED	DATE

Project No: 1636

Drawn By: _____

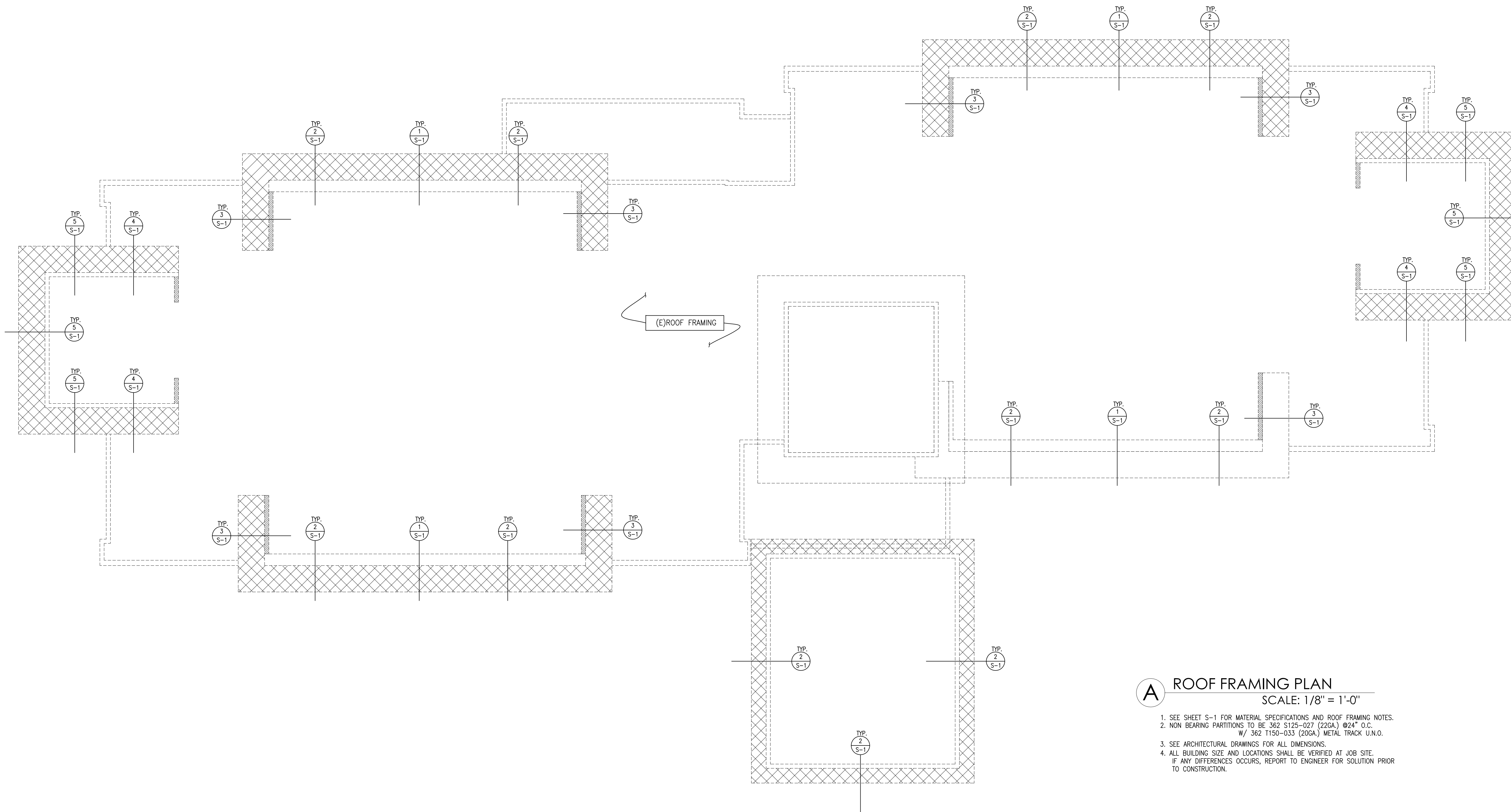
Checked By: _____

Sheet Name: _____

ROOF FRAMING PLAN

Scale: N/A

Sheet No: **S - 2**



A ROOF FRAMING PLAN SCALE: 1/8" = 1'-0"

- SEE SHEET S-1 FOR MATERIAL SPECIFICATIONS AND ROOF FRAMING NOTES.
- NON BEARING PARTITIONS TO BE 362 S125-027 (22GA) @24" O.C.
W/ 362 T150-033 (20GA) METAL TRACK U.N.O.
- SEE ARCHITECTURAL DRAWINGS FOR ALL DIMENSIONS.
- ALL BUILDING SIZE AND LOCATIONS SHALL BE VERIFIED AT JOB SITE. IF ANY DIFFERENCES OCCURS, REPORT TO ENGINEER FOR SOLUTION PRIOR TO CONSTRUCTION.

LEGEND

	: INDICATES (E)ROOF LINE
	: INDICATES (N)METAL STUDS WALL
	: INDICATES (N) PARAPET

MATERIAL TABLE

METAL STUDS	ASTM A1003 (fy=33ksi FOR 20, 18GA.) (fy=50ksi FOR 16, 14, 12GA.)
-------------	--

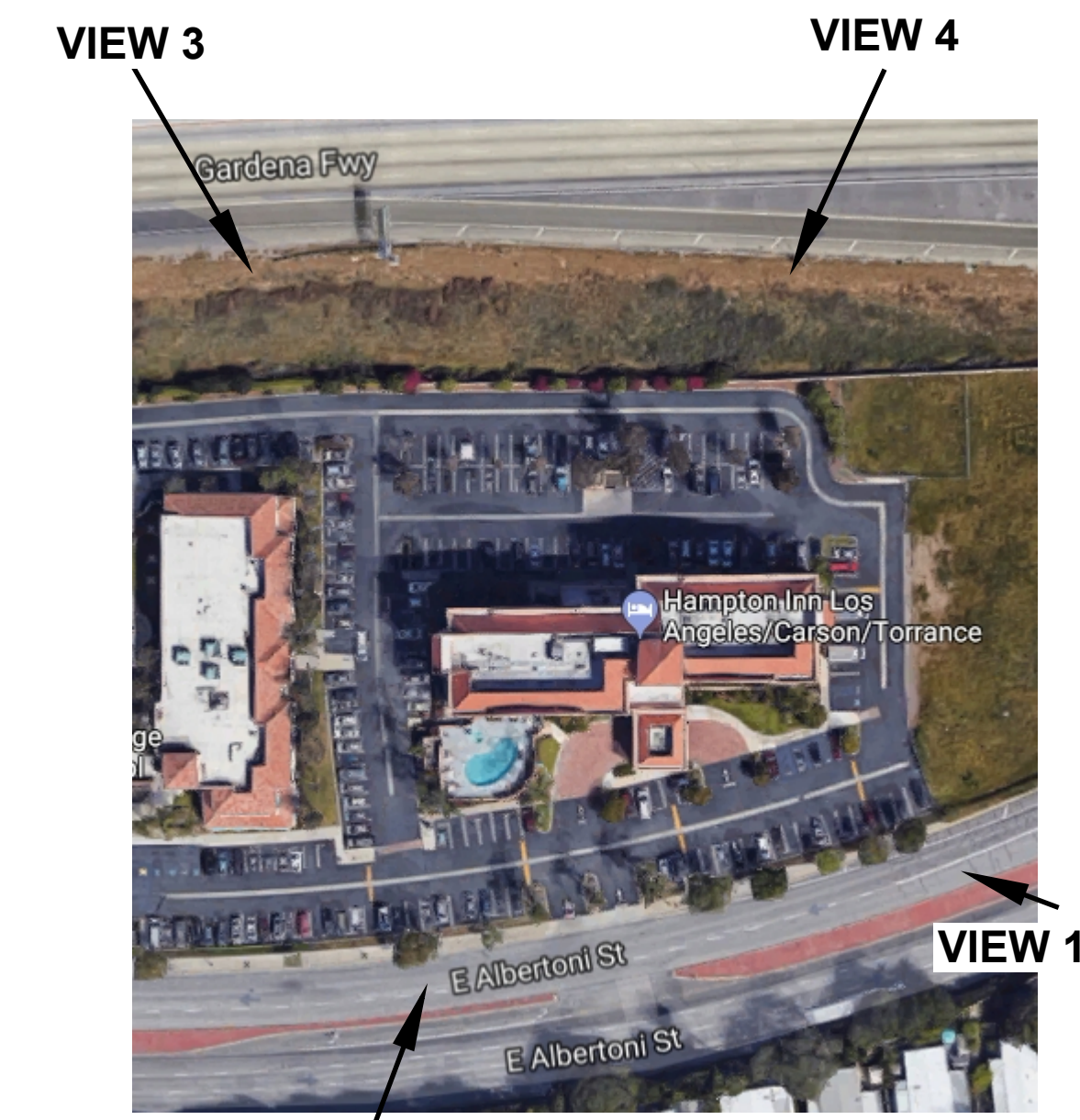
PERMIT SUBMITTAL SET



VIEW 1



VIEW 2



VIEW 3

VIEW 4

VIEW 2

VIEW 1



VIEW 3



VIEW 4

35db

www.35dbinc.com

15243 LA CRUZ DR. #1102
PACIFIC PALISADES CA 90272

35dbinc@gmail.com

Project:

**HAMPTON INN
CARSON**

767 EAST ALBERTONI STREET
CARSON, CA 90746

Project Owner:

**THEOXENIA LLC
DBA HAMPTON INN CARSON**

767 EAST ALBERTONI STREET
CARSON, CA 90746

Architect / Engineer Seal:




THE DRAWINGS AND SPECIFICATIONS, IDEAS, DESIGNS AND ARRANGEMENTS ARE AND SHALL REMAIN THE PROPERTY OF THE ARCHITECT; NO PART THEREOF SHALL BE COPIED OR USED IN CONNECTION WITH ANY WORK OR PROJECT OTHER THAN THE SPECIFIC PROJECT FOR WHICH THEY HAVE BEEN PREPARED WITHOUT THE WRITTEN CONSENT OF THE ARCHITECT.

NO	ISSUED	DATE



(E) SOUTH ELEVATION 04
SCALE: N/A



(E) WEST ELEVATION 03
SCALE: N/A



(E) NORTH ELEVATION 02
SCALE: N/A



(E) EAST ELEVATION 01
SCALE: N/A

Project No: 1636

Drawn By:

Checked By:

Sheet Name:

(E) EXTERIOR

Scale: N/A

Sheet No:

AE-1

35db

www.35DBINC.com

15243 LA CRUZ DR. #1102
PACIFIC PALISADES CA 90272

35dbinc@gmail.com

Project:

**HAMPTON INN
CARSON**

767 EAST ALBERTONI STREET
CARSON, CA 90746

Project Owner:

**THEOXENIA LLC
DBA HAMPTON INN CARSON**

767 EAST ALBERTONI STREET
CARSON, CA 90746

Architect / Engineer Seal:



THE DRAWINGS AND SPECIFICATIONS, IDEAS, DESIGNS AND ARRANGEMENTS ARE AND SHALL REMAIN THE PROPERTY OF THE ARCHITECT. NO PART THEREOF SHALL BE COPIED OR USED IN CONNECTION WITH ANY WORK OR PROJECT OTHER THAN THE SPECIFIC PROJECT FOR WHICH THEY HAVE BEEN PREPARED WITHOUT THE WRITTEN CONSENT OF THE ARCHITECT.

NO	ISSUED	DATE

Project No: 1636

Drawn By:

Checked By:

Sheet Name:

(E) EXTERIOR

Scale: 1/8"=1'-0"

Sheet No:

AE-2



(E) SOUTH ELEVATION 02
1/8" = 1'-0"



(E) NORTH ELEVATION 01
1/8" = 1'-0"

35db

www.35dbinc.com

15243 LA CRUZ DR. #1102
PACIFIC PALISADES CA 90272

35dbinc@gmail.com

Project:

HAMPTON INN CARSON

767 EAST ALBERTONI STREET
CARSON, CA 90746

Project Owner:

THEOXENIA LLC DBA HAMPTON INN CARSON

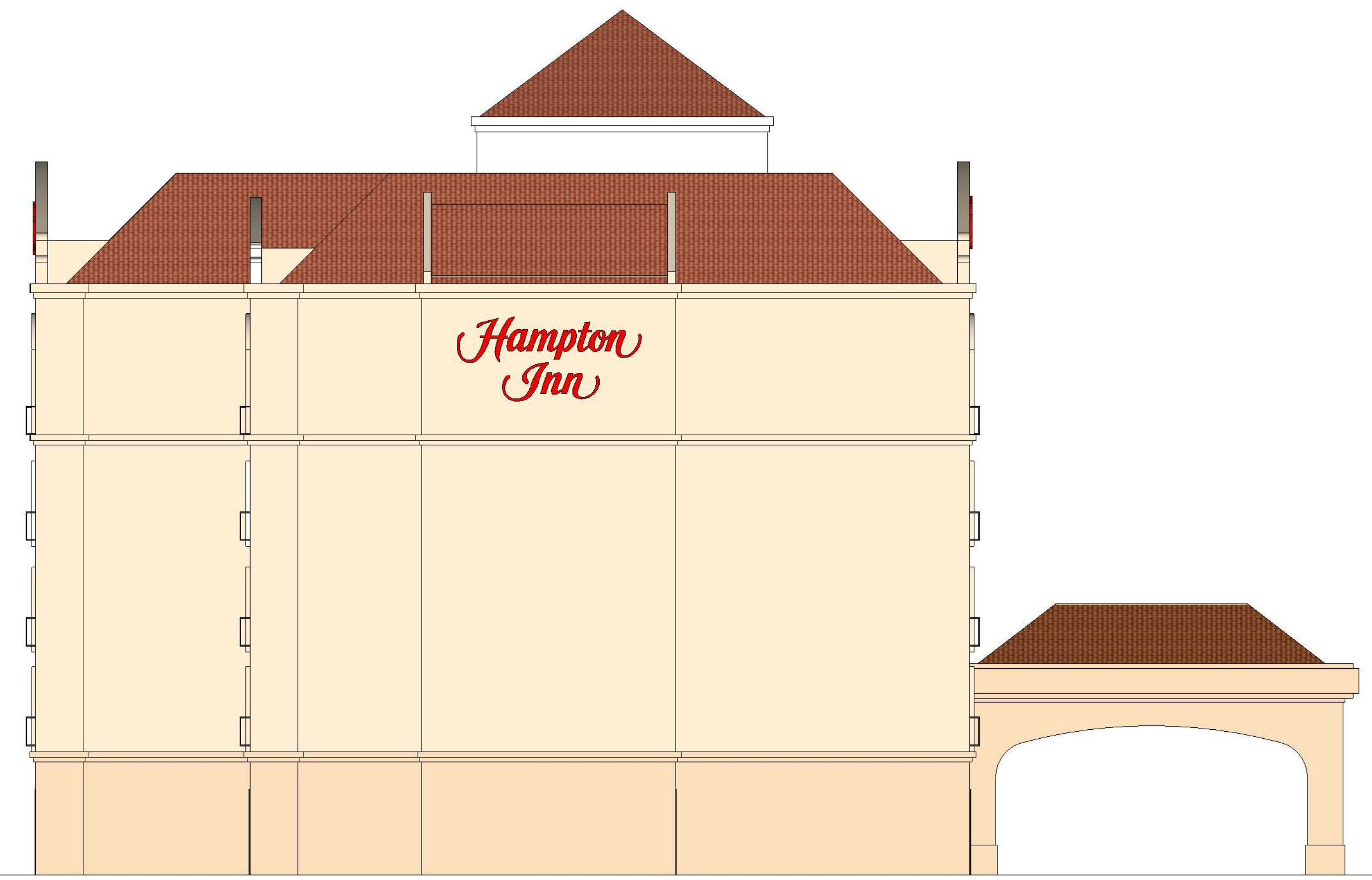
767 EAST ALBERTONI STREET
CARSON, CA 90746

Architect / Engineer Seal:

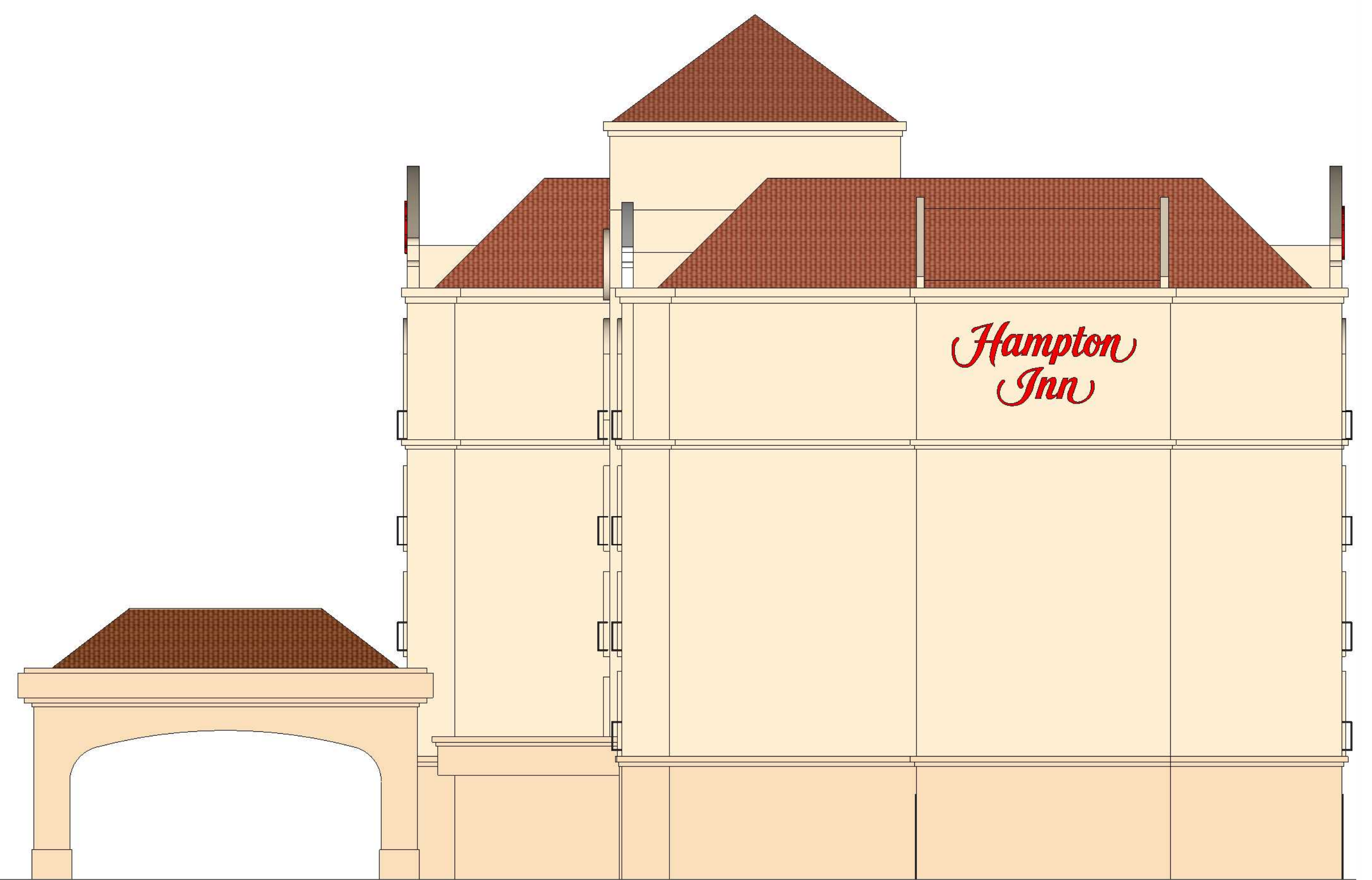


THE DRAWINGS AND SPECIFICATIONS, IDEAS, DESIGNS AND ARRANGEMENTS ARE AND SHALL REMAIN THE PROPERTY OF THE ARCHITECT. NO PART THEREOF SHALL BE COPIED OR USED IN CONNECTION WITH ANY WORK OR PROJECT OTHER THAN THE SPECIFIC PROJECT FOR WHICH THEY HAVE BEEN PREPARED WITHOUT THE WRITTEN CONSENT OF THE ARCHITECT.

NO	ISSUED	DATE



WEST ELEVATION 02
1/8" = 1'-0"



EAST ELEVATION 01
1/8" = 1'-0"

Project No: 1636

Drawn By:

Checked By:

Sheet Name:

(E) EXTERIOR

Scale: 1/8"=1'-0"

Sheet No: **AE-3**

35db

www.35DBINC.com

15243 LA CRUZ DR. #1102
PACIFIC PALISADES CA 90272

35dbinc@gmail.com

Project:

**HAMPTON INN
CARSON**

767 EAST ALBERTONI STREET
CARSON, CA 90746

Project Owner:

**THEOXENIA LLC
DBA HAMPTON INN CARSON**

767 EAST ALBERTONI STREET
CARSON, CA 90746

Architect / Engineer Seal:



THE DRAWINGS AND SPECIFICATIONS, IDEAS, DESIGNS AND ARRANGEMENTS ARE AND SHALL REMAIN THE PROPERTY OF THE ARCHITECT. NO PART THEREOF SHALL BE COPIED OR USED IN CONNECTION WITH ANY WORK OR PROJECT OTHER THAN THE SPECIFIC PROJECT FOR WHICH THEY HAVE BEEN PREPARED WITHOUT THE WRITTEN CONSENT OF THE ARCHITECT.

NO	ISSUED	DATE

Project No: 1636

Drawn By:

Checked By:

Sheet Name:

**PROPOSED
EXTERIOR**

Scale: 1/8"=1'-0"

Sheet No: **AE-4**



(N) SOUTH ELEVATION 02
1/8" = 1'-0"



(N) NORTH ELEVATION 01
1/8" = 1'-0"

- 1 BENJAMIN MOORE AF-710 SECRET
- 2 BENJAMIN MOORE HC-169 COVENTRY GRAY
- 3 BENJAMIN MOORE HC-166 KENDALL CHARCOAL
- 4 BENJAMIN MOORE OC-130 CLOUD WHITE
- 5 BRICK TILE CORONADO HONEY LEDGE HURON

35db

www.35dbinc.com

15243 LA CRUZ DR. #1102
PACIFIC PALISADES CA 90272

35dbinc@gmail.com

Project:

HAMPTON INN CARSON

767 EAST ALBERTONI STREET
CARSON, CA 90746

Project Owner:

THEOXENIA LLC
DBA HAMPTON INN CARSON

767 EAST ALBERTONI STREET
CARSON, CA 90746

Architect / Engineer Seal:



THE DRAWINGS AND SPECIFICATIONS, IDEAS, DESIGNS AND ARRANGEMENTS ARE AND SHALL REMAIN THE PROPERTY OF THE ARCHITECT. NO PART THEREOF SHALL BE COPIED OR USED IN CONNECTION WITH ANY WORK OR PROJECT OTHER THAN THE SPECIFIC PROJECT FOR WHICH THEY HAVE BEEN PREPARED WITHOUT THE WRITTEN CONSENT OF THE ARCHITECT.

NO	ISSUED	DATE

Project No: 1636

Drawn By:

Checked By:

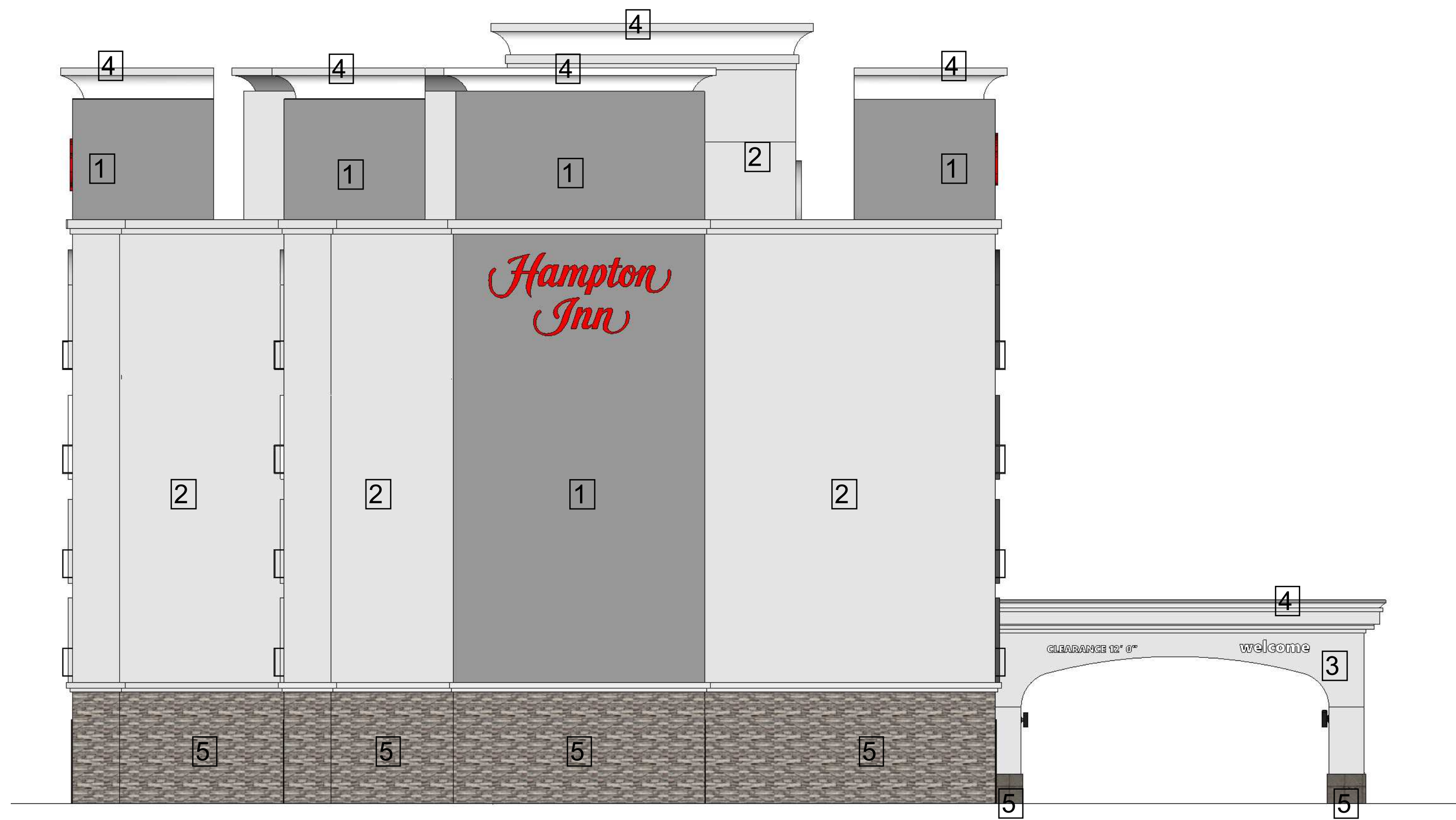
Sheet Name:

PROPOSED EXTERIOR

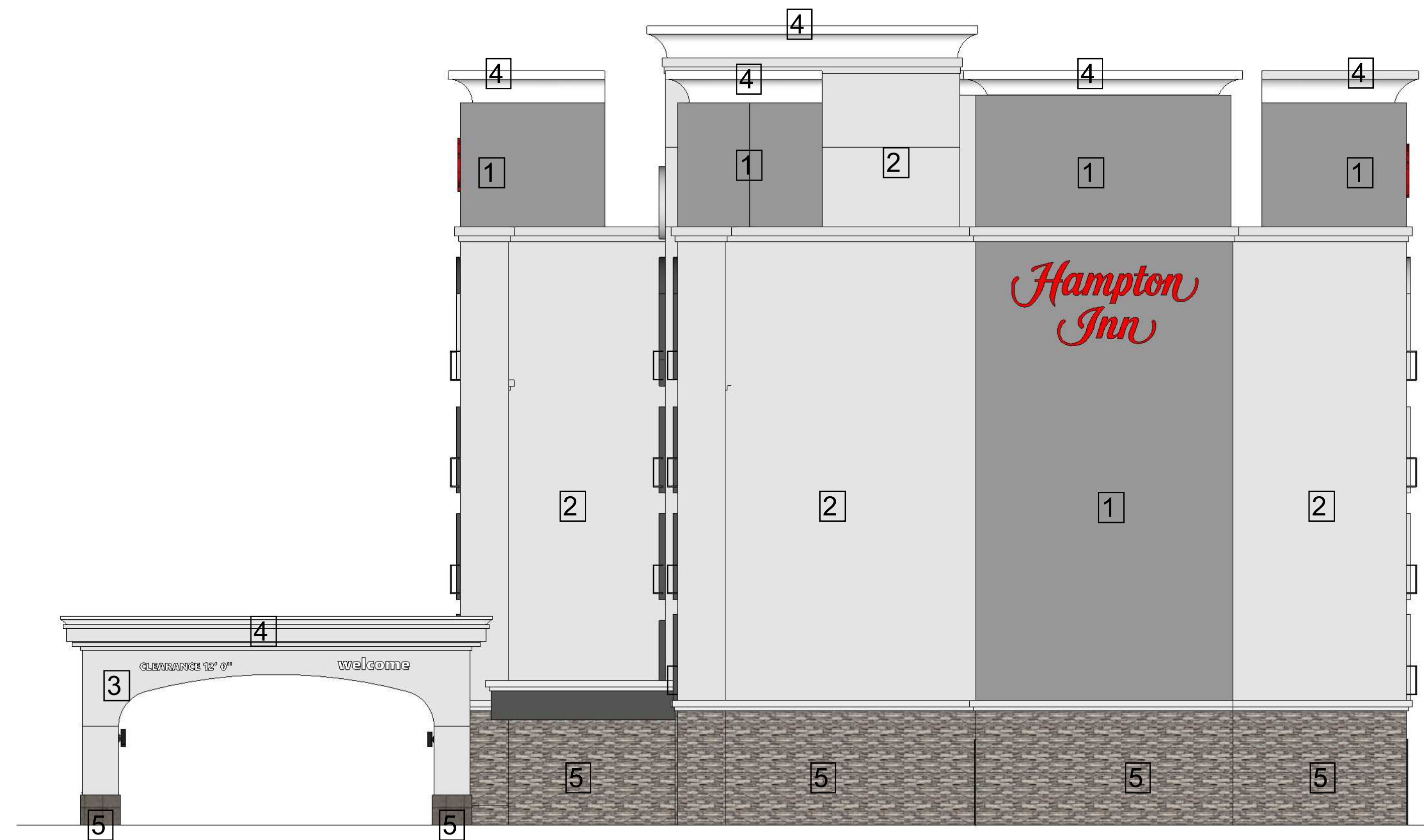
Scale: 1/8"=1'-0"

Sheet No:

AE-5

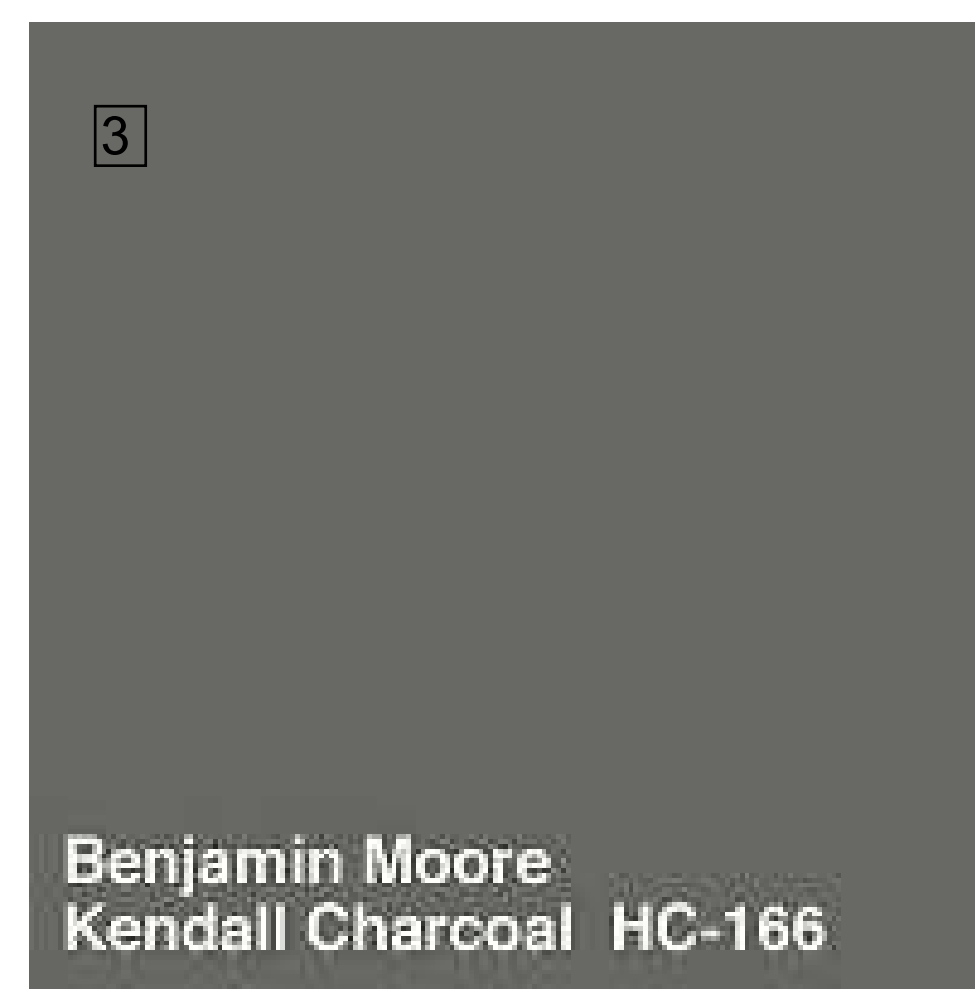

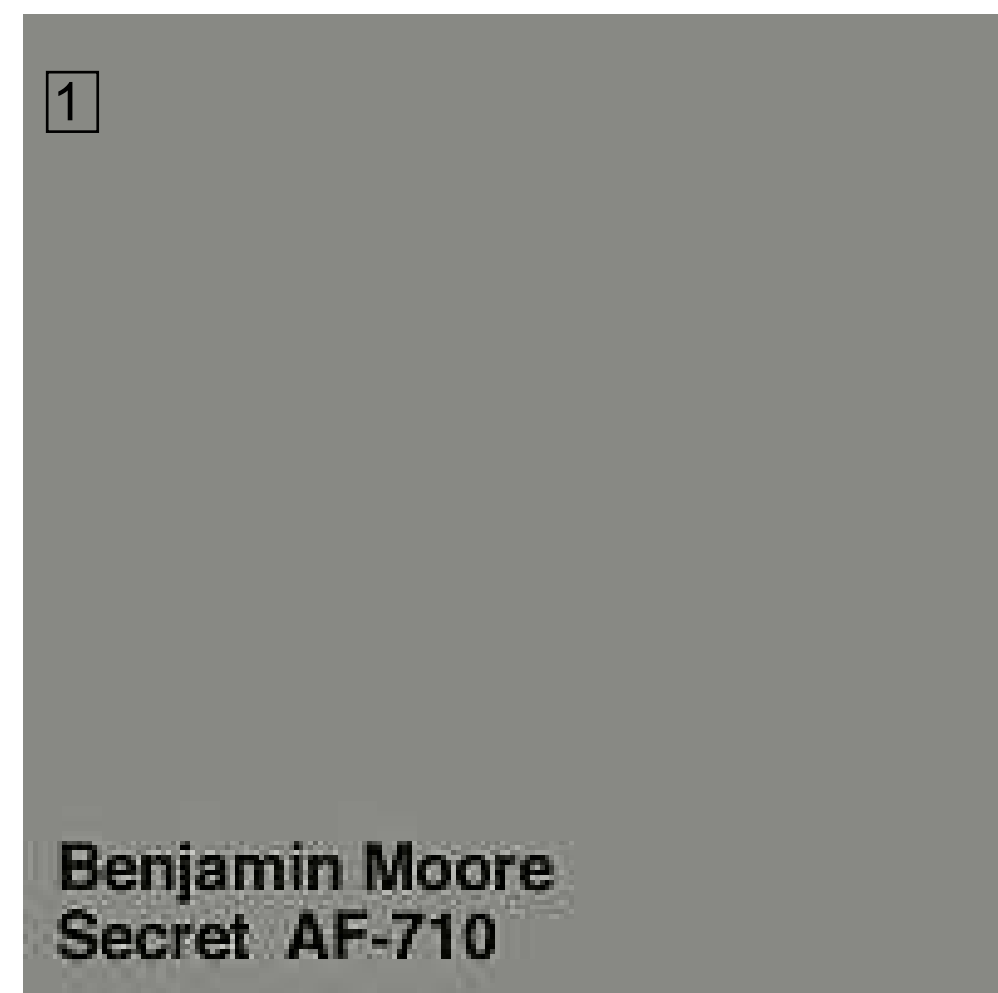


(N)WEST ELEVATION 02
1/8" = 1'-0"



(N)EAST ELEVATION 01
1/8" = 1'-0"

- 1 BENJAMIN MOORE AF-710 SECRET
- 2 BENJAMIN MOORE HC-169 COVENTRY GRAY
- 3 BENJAMIN MOORE HC-166 KENDALL CHARCOAL
- 4 BENJAMIN MOORE OC-130 CLOUD WHITE
- 5 BRICK TILE CORONADO HONEY LEDGE HURON



BRICK TILE CORONADO
HONEY LEDGE HURON



RENDERING 4 04
SCALE: N/A



RENDERING 3 03
SCALE: N/A



RENDERING 2 02
SCALE: N/A



RENDERING 1 01
SCALE: N/A

35db

www.35dbinc.com

15243 LA CRUZ DR. #1102
PACIFIC PALISADES CA 90272

35dbinc@gmail.com

Project:

**HAMPTON INN
CARSON**

767 EAST ALBERTONI STREET
CARSON, CA 90746

Project Owner:

**THEOXENIA LLC
DBA HAMPTON INN CARSON**

767 EAST ALBERTONI STREET
CARSON, CA 90746

Architect / Engineer Seal:



THE DRAWINGS AND SPECIFICATIONS, IDEAS, DESIGNS AND ARRANGEMENTS ARE AND SHALL REMAIN THE PROPERTY OF THE ARCHITECT; NO PART THEREOF SHALL BE COPIED OR USED IN CONNECTION WITH ANY WORK OR PROJECT OTHER THAN THE SPECIFIC PROJECT FOR WHICH THEY HAVE BEEN PREPARED WITHOUT THE WRITTEN CONSENT OF THE ARCHITECT.

NO	ISSUED	DATE

Project No: 1636

Drawn By:

Checked By:

Sheet Name:

**PROPOSED
EXTERIOR**

Scale: N/A

Sheet No:

AE-6