



City of Carson Report to Mayor and City Council

June 18, 2013
Special Orders of the Day

SUBJECT: PUBLIC HEARING TO CONSIDER RESIDENTIAL WASTE SERVICES RATE ADJUSTEMENT

Submitted by Farrokh Abolfathi
Director of Public Works

Approved by David C. Biggs
City Manager

I. SUMMARY

Waste Management, Inc. (WM), the City's residential waste hauler, has submitted a rate adjustment request of 2.04% for FY 2013/14 for residential waste hauling services (Exhibit No. 1). According to Section 6.3 of the original agreement - "Future Adjustments" and Section 6.7 of the First Amendment to Franchise Agreement - "Disposal Price Adjustment," WM is entitled to submit data each April for a rate adjustment based upon the change in the Consumer Price Index (CPI) and tipping fees at Puente Hills Landfill to be effective in July of each year the agreement is in effect. The City Manager shall review the proposed rate adjustment and approve, or, in the alternative, he may refer it to the City Council for approval (Exhibit No. 2).

II. RECOMMENDATION

TAKE the following actions:

1. OPEN the Public Hearing, TAKE public testimony, and CLOSE the Public Hearing.
2. APPROVE an increase of 2.04% (\$0.39 per month, \$4.68 per year) for FY 2013/14 for integrated residential waste hauling services.

III. ALTERNATIVES

TAKE any other action that the City Council deems appropriate.

IV. BACKGROUND

Waste Management, Inc. (WM), the City's residential waste hauler has submitted a rate adjustment for residential waste hauling services that includes single family, multi-family, mobilehome parks, and senior citizen housing complexes.

The Residential Franchise Agreement states in Article 6.3 that future adjustments shall be adjusted according to changes in the Consumer Price Index (CPI), for "All Urban Consumers, for the Los Angeles-Anaheim-

Riverside Area, as published by the United States Department of Labor, Bureau of Labor Statistics" (Exhibit No. 2). The annual CPI for 2011 was 231.928 and the annual CPI for 2012 was 236.648 which results in a 2.04% increase in CPI (Exhibit No. 4).

Furthermore, Section 6.7 - Disposal Price Adjustment, of the First Amendment of the Franchise Agreement for the integrated residential waste management services indicates that WM be compensated for the average tipping fee per ton charged by the Los Angeles County Landfill/Materials Recovery Facility at Puente Hills and Downey Area Recycling & Transfer Facility (DART) in Downey (Exhibit No. 3).

For informational purposes, the calculation of the disposal rate adjustment is based on an "average tipping fee per ton charged by the Los Angeles County Landfill at Puente Hills and DART in Downey." The average tipping fee is the sum of the tipping fees at Puente Hills and DART divided by two. For this rate calculation there was no increase (0%) from the current tipping fee of \$43.32.

The 2.04% CPI adjustment and the 0.0% disposal increase equates to an overall 2.04% increase to all residential rates. The new proposed rate for single family services would be \$19.49 per month or \$233.88 per year (\$9.73 per month or \$116.76 per year for senior citizens), and the proposed rates for various level of service for Multi-Family, Mobile Home Parks and Senior Housing Complexes are as shown on Exhibit No. 5. For reference a copy of the FY 2012/13 rates are attached as Exhibit No. 6.

In accordance with the guidelines of Prop 218, the City is required to hold a public hearing to consider a possible residential refuse rate increase. The Notice of Public Hearing was posted on May 1, 2013 (Exhibit No. 7).

V. FISCAL IMPACT

None. All residential billing is placed on the County Tax Roll and billed to the residents directly on their annual property tax bill. The tax collected by Los Angeles County is then paid to the City. The City then remits those property tax receipts to Waste Management.

VI. EXHIBITS

1. Waste Management Residential rate adjustment letter, March 25, 2013. (pgs. 4-5)
2. Original Residential Waste Hauling Agreement - Section 6.3. (pgs. 6)
3. First Amendment to the Residential Waste Hauling Agreement - Section 6.7. (pgs. 7-8)

June 18, 2013


4. Consumer Price Index (CPI), All Urban Consumers, for the Los Angeles-Anaheim-Riverside Area, as published by the United States Department of Labor, Bureau of Labor Statistics. (pgs. 9-10)
5. Proposed Residential Rates FY FY 2013/14. (pgs. 11-12)
6. Actual Residential Rates FY FY 2012/13. (pgs. 13-14)
7. Notice of Public Hearing dated May 2, 2013. (pg. 15)

g:\PUBLIC WORKS DIVISION\AGENDA REPORTS\2013\06-18-2013 CC RESIDENTIAL Rate Adjustment (WM) .docx

Prepared by: Raymond Velasco PE, Public Works Program Administrator


TO: Rev06-11-2013

Reviewed by:

City Clerk	City Treasurer
Administrative Services 	Public Works
Community Development	Community Services

Action taken by City Council

Date _____ Action _____



March 25, 2013

Mr. David C. Biggs
City Manager
City of Carson
701 E Carson Street
Carson, CA 90745

Re: 2013 Residential Rate Adjustment

Dear Mr. Biggs:

Waste Management deeply appreciates serving the City of Carson and has worked closely with the City and the Public Works Department to implement and enhance many environmental programs.

2012 was a great year for the partnership between Carson and Waste Management. Our contract implementation has been going very well and we look forward to continuing to work with the City to implement new programs and increase the environmental awareness of the city, residents and commercial customers. Over the last year, we have implemented new recycling programs, increased communication with our customers in the City of Carson, ensured continued community partnerships, helped sign up seniors for discounted rates, participated in key local organizations and held outreach events across the City.

As per the new contract, Waste Management is officially submitting a rate adjustment request for the 2013/2014 Residential Rates pursuant to Article 6 of the Integrated Residential Waste Management Services Agreement. Calculations are attached for your review and approval.

Thank you for your favorable consideration. Please let me know if you have any questions.

Sincerely,

Janine Hamner
Manager, Community and Municipal Affairs

CC: Mark Stackle
Doug Corcoran
Raymond Velasco
Frank Guercio
Mike Grim

ORIGINAL AGREEMENT

ARTICLE 6

COMPANY COMPENSATION AND RATES

6.1 General

- A. The compensation provided for in this Article 6 shall be the full compensation due to the Company under this Agreement for all labor, equipment, materials, supplies, taxes, insurance, bonds, overhead, disposal, transfer, profit and all other things necessary to perform all services required by this Agreement.
- B. The Company shall perform the duties described in this Agreement in consideration of the right to receive compensation for such services rendered at maximum rates fixed from time-to-time by the City.

6.2 Compensation to the Company

The compensation paid to the Company for services rendered from the Effective Date through June 30, 2005, shall not exceed that set forth in Exhibit 1, unless otherwise provided for in a written amendment to this Agreement. Unless and until the maximum rates set forth on Exhibit 1 are adjusted, the Company shall provide the services required by this Agreement, charging no more than the maximum rates authorized by Exhibit 1, except as provided herein and in Section 6.4.

→ 6.3 Future Adjustments

Effective July 1, 2005, and on each July 1 thereafter, the compensation paid to the Company shall be adjusted annually to maximum rates that are based upon changes in the Consumer Price Index ("CPI"), All Urban Consumers, for the Los Angeles-Anaheim-Riverside Area, as published by the United States Department of Labor, Bureau of Labor Statistics. The Company shall submit to the City, each April, beginning in April 2005, information in support of an annual adjustment. This information will include changes in the CPI that have occurred during the preceding calendar year. The City Manager or his designee shall review the information submitted by Company and approve the rate adjustment if the information submitted is determined to be accurate. As an alternative, the City Manager may refer the proposed adjustment to the City Council for approval, in its reasonable judgment.

EXHIBIT NO. 02



FIRST AMENDMENT

services required by this Agreement, charging no more than the maximum rates authorized by Exhibit 1, except as provided herein.

11. New Sections 6.6 through 6.10 are added to the Agreement, as follows:

6.6 Compensation for Additional Services

In the event the Company provides other services desired by residential accounts for which a rate is not established in Exhibit 1, including but not limited to Bagster® Service, the Company and the residential account shall agree on a rate for such services, subject to review and approval by the City Manager in the event of dispute. Any rate established by this method shall only apply as between the Company and the individual residential account so negotiating the rate. New rates for any service shall not become generally applicable to residential accounts unless and until such rates are enacted into the rate schedule at Exhibit 1, subject to Section 6.8.

→ **6.7 Disposal Price Adjustment**

Beginning July 1, 2011, the compensation paid to Company shall be adjusted by Company each July 1 during the term of the Agreement to reflect the percentage increase or decrease since the Effective Date, or the date of any prior adjustment, or, if the amount of the per ton tipping fee to be charged in the future is known in advance, to reflect the per ton tipping fee that will be in effect, in the average tipping fee per ton charged by the Los Angeles County Landfill/Materials Recovery Facility at Puente Hills and the DART Materials Recovery Facility in Downey. The average tipping fee is the sum of the tipping fees at Puente Hills and DART, and then divided by two. For purposes of the first such adjustment to occur on July 1, 2011, the initial tipping fees utilized in the computation shall be \$38.26 per ton at Puente Hills and \$54.15 per ton at DART, or an average tipping fee of \$46.20. The tipping fee used for this calculation shall exclude all federal, state and local taxes, fees and assessments levied on or applicable to the processing, transportation or disposal of solid waste at Puente Hills or DART. The City Manager or his designee shall review the information submitted by Company and recommend the rate adjustment for approval by the City Council if the information submitted is determined to be accurate. Thereafter, the City Manager shall refer the proposed adjustment to the City Council for approval in its reasonable judgment, subject to Section 6.8. In addition, in light of

FIRST AMENDMENT

the scheduled closure of the Puente Hills Landfill in late 2013, the parties agree to meet and confer in good faith beginning in July 2013 regarding the need for an adjustment to the methodology for calculating the disposal price adjustment.

6.8 Compliance with Proposition 218

To the extent required under Proposition 218 and other applicable laws, the City must undertake the Proposition 218 notice and protest process, or other required actions, with respect to Adjustments and/or increases to the maximum rates, including future adjustments under Section 6.3, extraordinary adjustments under Section 6.4, adjustments for additional services under Section 6.6, and disposal price adjustments under Section 6.7, and any other request for rate increases.

6.9 No Waiver of Police Powers Or Discretion

City has no legal obligation to accept adjustments to the maximum rate requested by Company. Accordingly, the City Council is completely free to exercise its discretion and police powers in considering such matters, and the City has not contracted away any of its police powers or duties to protect the public health, safety or general welfare of its citizens pursuant to State and Federal law. The City's decision on matters submitted to a public hearing will be made in good faith at or after the public hearing, not beforehand, consistent with the intent and language of this Agreement.

6.10 Proposition 218 Protest Contract Remedy

If any rate adjustment requested by Company is verified for accuracy by the City and not implemented as a result of a 50% protest in accordance with Proposition 218, Company may either: 1) accept that the rate will remain at the rates in effect prior to the requested rate increase, or 2) submit in writing to the City its intent to terminate the Agreement. A request to terminate the Agreement under this section would require a nine (9) month advance written notice and must be submitted within ninety (90) days of the denial of the rate increase request as a result of the 50% protest. During the nine (9) month notice period, the City may re-institute the Proposition 218 notice and protest process with respect to the proposed adjustment, and if the proposed adjustment does not receive a 50% protest and is implemented by the City, Company's notice of termination shall be deemed withdrawn.



ATTACHMENT A

Formula to Determine Commercial/Industrial Roll Off Disposal and CPI Price Adjustment Section 6.6

Effective Date

Current Base Per Contract Agreement Section 6.6	7/1/2006	7/1/2007	7/1/2008	7/1/2009	7/1/2010	7/1/2011	7/1/2012	7/1/2013
Puente Hills								
California Integrated Solid Waste Fee:	\$ 24.43	\$ 26.21	\$ 29.42	\$ 33.86	\$ 38.28	\$ 38.28	\$ 38.41	\$ 38.41
Los Angeles County Solid Waste Fee:	\$ 1.40	\$ 1.40	\$ 1.40	\$ 1.40	\$ 1.40	\$ 1.40	\$ 1.40	\$ 1.40
Los Angeles County Department of Health Services Regulatory Fee:	\$ 0.88	\$ 0.88	\$ 0.88	\$ 1.50	\$ 1.50	\$ 1.50	\$ 1.50	\$ 1.50
	\$ 0.19	\$ 0.20	\$ 0.21	\$ 0.21	\$ 0.21	\$ 0.21	\$ 0.21	\$ 0.21
Total	\$ 21.98	\$ 23.75	\$ 28.95	\$ 30.75	\$ 35.15	\$ 35.15	\$ 35.30	\$ 35.30
Downey Area Recycling & Transfer Facility (D.A.R.T)								
California Integrated Solid Waste Fee:	\$ 40.32	\$ 42.10	\$ 45.31	\$ 49.75	\$ 54.15	\$ 54.15	\$ 54.45	\$ 54.45
Los Angeles County Solid Waste Fee:	\$ 1.40	\$ 1.40	\$ 1.40	\$ 1.40	\$ 1.40	\$ 1.40	\$ 1.40	\$ 1.40
Los Angeles County Department of Health Services Regulatory Fee:	\$ 0.88	\$ 0.88	\$ 0.88	\$ 1.50	\$ 1.50	\$ 1.50	\$ 1.50	\$ 1.50
	\$ 0.19	\$ 0.20	\$ 0.21	\$ 0.21	\$ 0.21	\$ 0.21	\$ 0.21	\$ 0.21
Total	\$ 37.87	\$ 39.84	\$ 42.84	\$ 46.64	\$ 51.04	\$ 51.04	\$ 51.34	\$ 51.34
New Base								
Formula Per Contract Agreement Section 6.6	\$ 29.93	\$ 31.70	\$ 34.90	\$ 38.70	\$ 43.10	\$ 43.10	\$ 43.32	\$ 43.32
Disposal Increase / (Decrease)	\$ 3.53	\$ 1.77	\$ 3.20	\$ 3.80	\$ 4.40	\$ -	\$ 0.23	\$ -
Percentage Change	13.37%	5.91%	10.10%	10.9%	11.4%	0.0%	0.5%	0.0%

Formula to Determine Commercial CPI Price Adjustment Section 6.3

U.S. Department of Labor Bureau of Labor Statistics

Annual Previous
Annual Current
Index Change
Divided By Previous Index Multiplied By 100 for Percent Change

182.2	201.8	210.4	217.338	225.008	223.219	225.094	231.928
187	210.4	217.338	225.008	223.219	225.094	231.928	236.648
4.8	8.6	6.938	7.67	-1.789	2.675	6.034	4.72
2.63%	4.26%	3.30%	3.5%	-0.8%	1.2%	2.7%	2.0%

Fuel Adjustment Section 6.7

	N/A	N/A	N/A	N/A	N/A	N/A	N/A
1.07%							

Total Price effective July 1

Disposal	13.37%	5.90%	10.10%	10.90%	11.40%	0.00%	0.52%	0.00%
CPI	4.45%	4.28%	3.30%	3.50%	-0.80%	1.20%	2.67%	2.04%
Fuel	17.83%	10.16%	13.40%	14.40%	10.60%	1.20%	3.19%	2.04%
Total								

EXHIBIT NO. 1



Consumer Price Index - All Urban Consumers Original Data Value

Series Id: CUURA421SA0
 Not Seasonally Adjusted
 Area: Los Angeles-Riverside-Orange County, CA
 Item: All items
 Base Period: 1982-84=100
 Years: 2002 to 2012

Year	Jan	Feb	Mar	Apr	May	Jun	Jul	Aug	Sep	Oct	Nov	Dec	Annual	HALF1	HALF2
2002	178.9	180.1	181.1	182.2	182.6	181.9	182.2	183.0	183.4	183.7	184.0	183.7	182.2	181.1	183.3
2003	185.2	186.5	188.2	187.6	186.4	186.3	186.3	186.9	188.2	187.8	187.1	187.0	187.0	186.7	187.2
2004	188.5	190.1	191.5	191.9	193.3	193.7	193.4	193.1	194.5	196.3	196.9	195.2	193.2	191.5	194.9
2005	195.4	197.4	199.2	201.1	201.5	200.7	201.4	203.1	205.8	206.9	205.6	203.9	201.8	199.2	204.5
2006	206.0	207.5	208.5	210.5	212.4	211.1	211.4	211.9	212.9	211.4	211.1	210.6	210.4	209.3	211.6
2007	212.584	214.760	216.500	217.845	218.596	217.273	217.454	217.330	217.697	218.696	219.943	219.373	217.338	216.260	218.416
2008	220.918	221.431	223.606	224.625	226.551	229.033	229.886	228.484	227.449	226.159	222.229	219.620	225.008	224.377	225.638
2009	220.719	221.439	221.376	221.693	222.522	223.906	224.010	224.507	225.226	225.264	224.317	223.643	223.219	221.943	224.495
2010	224.610	224.620	225.483	225.916	226.438	225.877	225.991	226.373	226.048	226.794	225.941	226.639	225.894	225.491	226.298
2011	228.652	229.729	232.241	233.319	233.367	232.328	231.303	231.833	233.022	233.049	232.731	231.567	231.928	231.606	232.251
2012	233.441	234.537	236.941	236.866	237.032	236.025	235.776	237.222	238.104	240.111	237.675	236.042	236.648	235.807	237.488
2013	238.015	238.015													

Index Change
 % Index Change
 50% of Index Change

Carson Rates for Residential Services
Effective 7/1/2013

2012 Single Family Rate:	\$ 19.10	per Residential Unit per month
2013 Single Family Rate:	\$ 19.49	per Residential Unit per month
2012 Senior Citizen Single Family Rate:	\$ 9.54	per Residential Unit per month
2013 Senior Citizen Single Family Rate:	\$ 9.73	per Residential Unit per month
2012 Extra Trash Cart:	\$ 9.54	per month (billed by WM to customer)
2013 Extra Trash Cart:	\$ 9.73	per month (billed by WM to customer)

Bin Rate Schedule for Residential/Multi-Family - Billcycle CMF							
Bin Size	Collections per Week						
	1 x	2 x	3 x	4 x	5 x	6 x	7 x
2 Cubic yards (12)	\$ 113.73	\$ 203.67	\$ 288.41	\$ 377.08	\$ 452.88	\$ 564.34	\$ 682.36
2 Cubic yards (13)	\$ 116.04	\$ 207.81	\$ 294.28	\$ 384.75	\$ 462.10	\$ 575.82	\$ 696.25
3 Cubic yards (12)	\$ 124.05	\$ 246.98	\$ 352.69	\$ 450.08	\$ 560.49	\$ 696.91	\$ 842.76
3 Cubic yards (13)	\$ 126.57	\$ 252.01	\$ 359.87	\$ 459.24	\$ 571.90	\$ 711.09	\$ 859.91
4 Cubic yards (12)	\$ 172.14	\$ 288.41	\$ 415.01	\$ 547.64	\$ 664.31	\$ 802.31	\$ 1,001.72
4 Cubic yards (13)	\$ 175.64	\$ 294.28	\$ 423.46	\$ 558.79	\$ 677.83	\$ 818.64	\$ 1,022.11
6 Cubic yards (12)	\$ 215.72	\$ 371.33	\$ 539.66	\$ 716.16	\$ 871.96	\$ 1,089.13	\$ 1,319.60
6 Cubic yards (13)	\$ 220.11	\$ 378.89	\$ 550.64	\$ 730.73	\$ 889.71	\$ 1,111.30	\$ 1,346.46
Optional Services							
Locking Lids (12)	\$ 11.36	\$ 18.06	\$ 25.27	\$ 32.81	\$ 42.07	\$ 48.68	\$ 59.13
Locking Lids (13)	\$ 11.59	\$ 18.43	\$ 25.78	\$ 33.48	\$ 42.93	\$ 49.67	\$ 60.33
Scout Service (12)	\$ 37.92	\$ 70.26	\$ 105.31	\$ 142.18	\$ 186.92	\$ 220.18	\$ 272.41
Scout Service (13)	\$ 38.69	\$ 71.69	\$ 107.45	\$ 145.07	\$ 190.72	\$ 224.66	\$ 277.95
Push Out Service (12)	\$ 27.08	\$ 47.80	\$ 70.21	\$ 93.76	\$ 122.41	\$ 143.50	\$ 176.65
Push Out Service (13)	\$ 27.63	\$ 48.77	\$ 71.64	\$ 95.67	\$ 124.90	\$ 146.42	\$ 180.25

Bin Rate Schedule for Mobile Home Parks - Billcycle CMH							
Bin Size	Collections per Week						
	1 x	2 x	3 x	4 x	5 x	6 x	7 x
2 Cubic yards (12)	\$ 66.72	\$ 111.00	\$ 148.01	\$ 185.02	\$ 221.05	\$ 306.06	\$ 314.89
2 Cubic yards (13)	\$ 68.08	\$ 113.26	\$ 151.02	\$ 188.79	\$ 225.55	\$ 312.29	\$ 321.30
3 Cubic yards (12)	\$ 70.34	\$ 136.72	\$ 183.48	\$ 230.24	\$ 276.98	\$ 323.72	\$ 393.84
3 Cubic yards (13)	\$ 71.77	\$ 139.50	\$ 187.21	\$ 234.93	\$ 282.62	\$ 330.31	\$ 401.86
4 Cubic yards (12)	\$ 98.07	\$ 150.26	\$ 202.95	\$ 255.65	\$ 362.78	\$ 361.07	\$ 440.09
4 Cubic yards (13)	\$ 100.07	\$ 153.32	\$ 207.08	\$ 260.85	\$ 370.16	\$ 368.42	\$ 449.05
6 Cubic yards (12)	\$ 123.82	\$ 190.63	\$ 259.86	\$ 350.11	\$ 398.31	\$ 467.49	\$ 571.28
6 Cubic yards (13)	\$ 126.34	\$ 194.51	\$ 265.15	\$ 357.24	\$ 406.42	\$ 477.00	\$ 582.91
Optional Services							
Locking Lids (12)	\$ 8.08	\$ 12.12	\$ 16.15	\$ 20.20	\$ 24.24	\$ 28.27	\$ 34.34
Locking Lids (13)	\$ 8.24	\$ 12.37	\$ 16.48	\$ 20.61	\$ 24.73	\$ 28.85	\$ 35.04
Scout Service (12)	\$ 26.94	\$ 47.12	\$ 67.33	\$ 87.49	\$ 107.68	\$ 127.86	\$ 158.15
Scout Service (13)	\$ 27.49	\$ 48.08	\$ 68.70	\$ 89.27	\$ 109.87	\$ 130.46	\$ 161.37
Push Out Service (12)	\$ 20.20	\$ 33.65	\$ 47.12	\$ 60.59	\$ 74.04	\$ 87.49	\$ 107.73
Push Out Service (13)	\$ 20.61	\$ 34.33	\$ 48.08	\$ 61.82	\$ 75.55	\$ 89.27	\$ 109.92

Carson Rates for Residential Services
Effective 7/1/2013

Bin Rate Schedule for Senior Citizen Housing Complexes - Billcycle CSC							
Bin Size	Collections per Week						
	1 x	2 x	3 x	4 x	5 x	6 x	7 x
2 Cubic yards (12)	\$ 43.76	\$ 72.82	\$ 97.08	\$ 121.36	\$ 144.98	\$ 340.74	\$ 206.54
2 Cubic yards (13)	\$ 44.65	\$ 74.30	\$ 99.06	\$ 123.83	\$ 147.93	\$ 347.67	\$ 210.74
3 Cubic yards (12)	\$ 46.13	\$ 86.05	\$ 115.46	\$ 144.88	\$ 174.29	\$ 203.72	\$ 247.83
3 Cubic yards (13)	\$ 47.07	\$ 87.80	\$ 117.81	\$ 147.83	\$ 177.84	\$ 207.87	\$ 252.87
4 Cubic yards (12)	\$ 64.33	\$ 98.55	\$ 133.11	\$ 167.67	\$ 202.64	\$ 236.83	\$ 288.66
4 Cubic yards (13)	\$ 65.64	\$ 100.56	\$ 135.82	\$ 171.08	\$ 206.76	\$ 241.65	\$ 294.53
6 Cubic yards (12)	\$ 78.70	\$ 123.55	\$ 168.41	\$ 213.25	\$ 258.15	\$ 302.98	\$ 370.26
6 Cubic yards (13)	\$ 80.30	\$ 126.06	\$ 171.84	\$ 217.59	\$ 263.40	\$ 309.15	\$ 377.80
Optional Services							
Locking Lids (12)	\$ 4.95	\$ 7.42	\$ 9.92	\$ 12.40	\$ 14.87	\$ 17.36	\$ 21.06
Locking Lids (13)	\$ 5.05	\$ 7.57	\$ 10.12	\$ 12.65	\$ 15.17	\$ 17.71	\$ 21.49
Scout Service (12)	\$ 16.51	\$ 28.90	\$ 41.29	\$ 53.66	\$ 66.03	\$ 78.43	\$ 97.01
Scout Service (13)	\$ 16.85	\$ 29.49	\$ 42.13	\$ 54.75	\$ 67.37	\$ 80.03	\$ 98.98
Push Out Service (12)	\$ 12.40	\$ 20.65	\$ 28.42	\$ 37.15	\$ 45.40	\$ 53.66	\$ 66.07
Push Out Service (13)	\$ 12.65	\$ 21.07	\$ 29.00	\$ 37.91	\$ 46.32	\$ 54.75	\$ 67.41

Carson Rates for Residential Services
Effective 7/1/2012

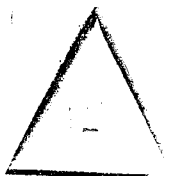
2011 Single Family Rate:	\$18.51 per Residential Unit per month
2012 Single Family Rate:	\$19.10 per Residential Unit per month
2011 Senior Citizen Single Family Rate:	\$9.24 per Residential Unit per month
2012 Senior Citizen Single Family Rate:	\$9.54 per Residential Unit per month
2011 Extra Trash Cart	\$9.24 per month (billed by WM to customer)
2012 Extra Trash Cart	\$9.54 per month (billed by WM to customer)

Bin Rate Schedule for Residential/Multi-Family - Billcycle CMF							
Bin Size	Collections per Week						
	1x	2x	3x	4x	5x	6x	7x
2 Cubic yards (11)	\$ 110.20	\$ 197.35	\$ 279.47	\$ 365.39	\$ 438.84	\$ 546.84	\$ 661.20
2 Cubic yards (12)	\$ 113.73	\$ 203.67	\$ 288.41	\$ 377.08	\$ 452.88	\$ 564.34	\$ 682.36
3 Cubic yards (11)	\$ 120.20	\$ 239.32	\$ 341.75	\$ 436.12	\$ 543.11	\$ 675.30	\$ 816.63
3 Cubic yards (12)	\$ 124.05	\$ 246.98	\$ 352.69	\$ 450.08	\$ 560.49	\$ 696.91	\$ 842.76
4 Cubic yards (11)	\$ 166.80	\$ 279.47	\$ 402.14	\$ 530.66	\$ 643.71	\$ 777.43	\$ 970.66
4 Cubic yards (12)	\$ 172.14	\$ 288.41	\$ 415.01	\$ 547.64	\$ 664.31	\$ 802.31	\$ 1,001.72
6 Cubic yards (11)	\$ 209.03	\$ 359.82	\$ 522.93	\$ 693.95	\$ 844.92	\$ 1,055.36	\$ 1,278.68
6 Cubic yards (12)	\$ 215.72	\$ 371.33	\$ 539.66	\$ 716.16	\$ 871.96	\$ 1,089.13	\$ 1,319.60
Optional Services							
Locking Lids (11)	\$ 11.01	\$ 17.50	\$ 24.49	\$ 31.79	\$ 40.77	\$ 47.17	\$ 57.30
Locking Lids (12)	\$ 11.36	\$ 18.06	\$ 25.27	\$ 32.81	\$ 42.07	\$ 48.68	\$ 59.13
Scout Service (11)	\$ 36.74	\$ 68.08	\$ 102.04	\$ 137.77	\$ 181.12	\$ 213.35	\$ 263.96
Scout Service (12)	\$ 37.92	\$ 70.26	\$ 105.31	\$ 142.18	\$ 186.92	\$ 220.18	\$ 272.41
Push Out Service (11)	\$ 26.24	\$ 46.32	\$ 68.03	\$ 90.85	\$ 118.61	\$ 139.05	\$ 171.17
Push Out Service (12)	\$ 27.08	\$ 47.80	\$ 70.21	\$ 93.76	\$ 122.41	\$ 143.50	\$ 176.65

Bin Rate Schedule for Mobile Home Parks - Billcycle CMH							
Bin Size	Collections per Week						
	1x	2x	3x	4x	5x	6x	7x
2 Cubic yards (11)	\$ 64.65	\$ 107.56	\$ 143.42	\$ 179.28	\$ 214.20	\$ 296.57	\$ 305.13
2 Cubic yards (12)	\$ 66.72	\$ 111.00	\$ 148.01	\$ 185.02	\$ 221.05	\$ 306.06	\$ 314.89
3 Cubic yards (11)	\$ 68.16	\$ 132.48	\$ 177.79	\$ 223.10	\$ 268.39	\$ 313.68	\$ 381.63
3 Cubic yards (12)	\$ 70.34	\$ 136.72	\$ 183.48	\$ 230.24	\$ 276.98	\$ 323.72	\$ 393.84
4 Cubic yards (11)	\$ 95.03	\$ 145.60	\$ 196.66	\$ 247.72	\$ 351.53	\$ 349.87	\$ 426.44
4 Cubic yards (12)	\$ 98.07	\$ 150.26	\$ 202.95	\$ 255.65	\$ 362.78	\$ 361.07	\$ 440.09
6 Cubic yards (11)	\$ 119.98	\$ 184.72	\$ 251.80	\$ 339.25	\$ 385.96	\$ 452.99	\$ 553.57
6 Cubic yards (12)	\$ 123.82	\$ 190.63	\$ 259.86	\$ 350.11	\$ 398.31	\$ 467.49	\$ 571.28
Optional Services							
Locking Lids (11)	\$ 7.83	\$ 11.74	\$ 15.65	\$ 19.57	\$ 23.49	\$ 27.39	\$ 33.28
Locking Lids (12)	\$ 8.08	\$ 12.12	\$ 16.15	\$ 20.20	\$ 24.24	\$ 28.27	\$ 34.34
Scout Service (11)	\$ 26.10	\$ 45.66	\$ 65.24	\$ 84.78	\$ 104.34	\$ 123.90	\$ 153.25
Scout Service (12)	\$ 26.94	\$ 47.12	\$ 67.33	\$ 87.49	\$ 107.68	\$ 127.86	\$ 158.15
Push Out Service (11)	\$ 19.57	\$ 32.61	\$ 45.66	\$ 58.71	\$ 71.74	\$ 84.78	\$ 104.39
Push Out Service (12)	\$ 20.20	\$ 33.65	\$ 47.12	\$ 60.59	\$ 74.04	\$ 87.49	\$ 107.73



Bin Rate Schedule for Senior Citizen Housing Complexes - Bilicycle CSC							
Bin Size	Collections per Week						
	1x	2x	3x	4x	5x	6x	7x
2 Cubic yards (11)	\$ 42.40	\$ 70.56	\$ 94.07	\$ 117.60	\$ 140.48	\$ 330.17	\$ 200.14
2 Cubic yards (12)	\$ 43.76	\$ 72.82	\$ 97.08	\$ 121.36	\$ 144.98	\$ 340.74	\$ 206.54
3 Cubic yards (11)	\$ 44.70	\$ 83.38	\$ 111.88	\$ 140.39	\$ 168.89	\$ 197.40	\$ 240.15
3 Cubic yards (12)	\$ 46.13	\$ 86.05	\$ 115.46	\$ 144.88	\$ 174.29	\$ 203.72	\$ 247.83
4 Cubic yards (11)	\$ 62.34	\$ 95.49	\$ 128.98	\$ 162.47	\$ 196.36	\$ 229.49	\$ 279.71
4 Cubic yards (12)	\$ 64.33	\$ 98.55	\$ 133.11	\$ 167.67	\$ 202.64	\$ 236.83	\$ 288.66
6 Cubic yards (11)	\$ 76.26	\$ 119.72	\$ 163.19	\$ 206.64	\$ 250.15	\$ 293.59	\$ 358.78
6 Cubic yards (12)	\$ 78.70	\$ 123.55	\$ 168.41	\$ 213.25	\$ 258.15	\$ 302.98	\$ 370.26
Optional Services							
Locking Lids (11)	\$ 4.80	\$ 7.19	\$ 9.61	\$ 12.02	\$ 14.41	\$ 16.82	\$ 20.41
Locking Lids (12)	\$ 4.95	\$ 7.42	\$ 9.92	\$ 12.40	\$ 14.87	\$ 17.36	\$ 21.06
Scout Service (11)	\$ 16.00	\$ 28.00	\$ 40.01	\$ 52.00	\$ 63.98	\$ 76.00	\$ 94.00
Scout Service (12)	\$ 16.51	\$ 28.90	\$ 41.29	\$ 53.66	\$ 66.03	\$ 78.43	\$ 97.01
Push Out Service (11)	\$ 12.02	\$ 20.01	\$ 27.54	\$ 36.00	\$ 43.99	\$ 52.00	\$ 64.02
Push Out Service (12)	\$ 12.40	\$ 20.65	\$ 28.42	\$ 37.15	\$ 45.40	\$ 53.66	\$ 66.07



CERTIFICATE OF POSTING

0312

NOTICE OF

PUBLIC HEARING

The undersigned hereby certifies:

That all times herein mentioned, he/she was and now is the duly qualified and acting City Clerk/Deputy City Clerk of the City of Carson, California;

That on the **2nd** day of **May**, 2013, he/she caused to be posted in three conspicuous places, as required by law, **regarding the City's refuse collection charges and increases to such city refuse charges**, a copy of which is attached hereto, in the following public places in this City (CMC Sec. 2800 et seq.):

Los Angeles County Regional Library at Carson
151 East Carson Street
Carson, California 90745 - (310) 830-0901

Dominguez Park
21330 Santa Fe Avenue
Long Beach, California 90810 - (310) 549-3962

Los Angeles County Library
Victoria Park Branch
17906 South Avalon Boulevard
Carson, California 90746 - (310) 327-4830

City Offices (2)
701 East Carson Street
Carson, California 90745 - (310) 830-7600

Los Angeles County Sheriff's Department
Carson Station
21356 South Avalon Boulevard (at Desford Street)
Carson, California 90745 - (310) 830-1123

Courtesy Posting:


Congresswoman Juanita Millender-McDonald Community Center (2)
3 Civic Plaza Drive
Carson, California 90745 - (310) 835-0212

I certify under penalty of perjury that the foregoing is true and correct. Executed at Carson, California, this 2 day of May, 2013.

Meeting Date: 06/18/2013
Time: 6:00 PM

Donesia L. Gause, CMC
City Clerk

By:


Deputy City Clerk, City of Carson

ORIGINAL - CITY CLERK

COPY - R.Velasco - Public Works
K. McKay - Pub. Safety
P.Nguyen - Accounting

EXHIBIT NO. 1

