AVALON AT SOUTH BAY PROJECT

Rule 1150 Excavation Management Plan

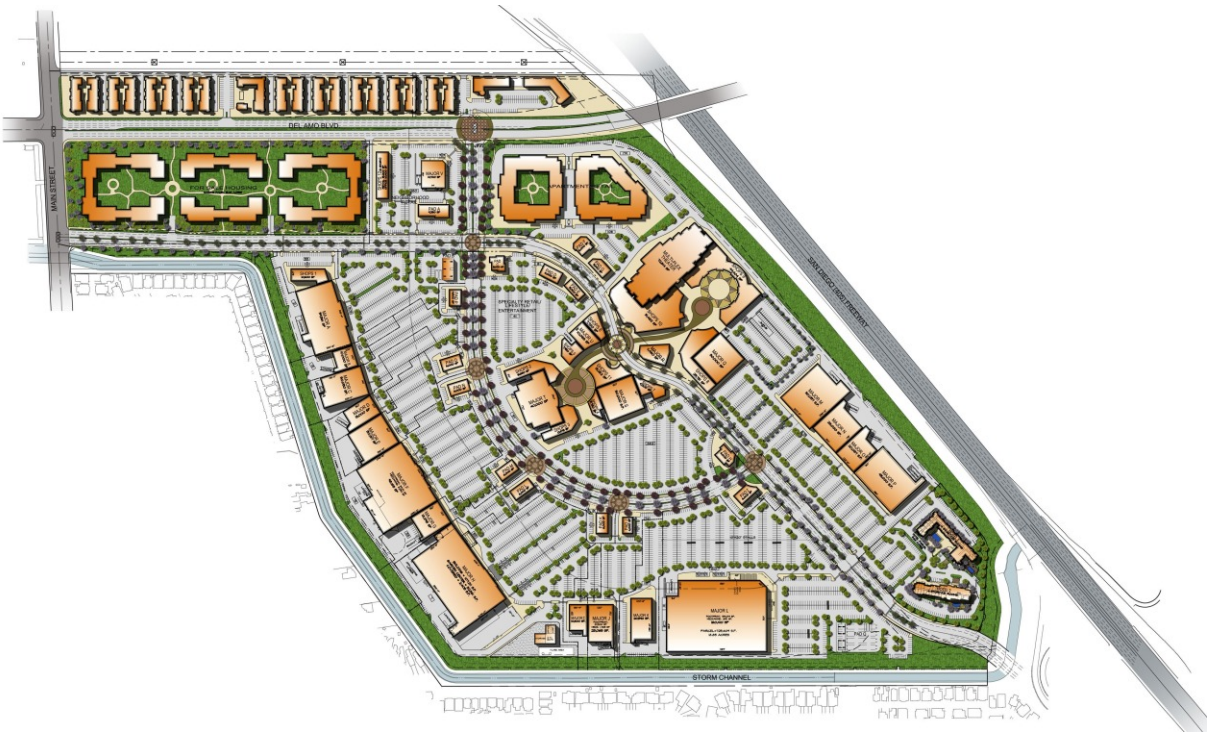

For

Avalon at South Bay
(Formerly Carson Marketplace)
Carson, California

January 16, 2008

Prepared by:

TETRA TECH
348 W. Hospitality Lane, Suite 100
San Bernardino, California 92408

Prepared for:

Carson Marketplace, LLC
4350 Von Karman Avenue, Suite 200
Newport Beach, California 92657

RULE 1150 EXCAVATION MANAGEMENT PLAN

FOR

AVALON AT SOUTH BAY
(FORMERLY CARSON MARKETPLACE)
20300 MAIN STREET
CARSON, CA

Prepared for:

Carson Marketplace, LLC
4350 Von Karman Avenue, Suite 200
Newport Beach, CA 92657

Prepared by:

TETRA TECH, INC.
348 West Hospitality Lane, Suite 100
San Bernardino, CA 92408

January 16, 2008

TABLE OF CONTENTS

Section **Page**

SECTION 1.0 INTRODUCTION 1
1.1 Site Description and Scope 1
1.2 Site History 5
1.3 Purpose and Scope of Plan 6
1.4 Plan Content and Organization 8
SECTION 2.0 PROJECT KEY CONTACT INFORMATION 9
SECTION 3.0 CONTOUR MAP AND SURROUNDING LAND USE 10
SECTION 4.0 BURIED MATERIALS 12
SECTION 5.0 ANALYTICAL DATA 13
5.1 Physical Site Characterization Investigations 13
5.2 Cover Soil Sampling Investigations 13
5.2.1 Herbicides 14
5.2.2 Title 22 Metals 14
5.2.3 Polychlorinated Biphenyls 14
5.2.4 Organochlorine Pesticides 14
5.2.5 Polynuclear Aromatic Hydrocarbons 15
5.2.6 Semi-Volatile Organic Compounds 15
5.2.7 Volatile Organic Compounds 15
5.3 Landfill Gas Pilot Test 15
SECTION 6.0 EXCAVATION AREAS AND ACTIVITIES 17
6.1 Excavation Areas 17
6.2 Excavation Activities 17
6.2.1 Clearing and Grubbing 17
6.2.2 Demolition of Existing Roads and Site Infrastructure 19
6.2.3 Deep Dynamic Compaction 19
6.2.4 Mass Grading 19
6.2.5 Excavation and Movement of Refuse for Grading Support 19
6.2.6 Excavation and Movement of Refuse for Utility Installation 20
6.2.7 Landfill Gas Collection System Installation 20
6.2.8 Pile Driving 20
SECTION 7.0 SCHEDULE 21
SECTION 8.0 EXCAVATION METHODS 22
8.1 Excavation Equipment 22
8.2 Excavation Procedures 22
8.3 Excavation Material Handling 22
8.4 Excavation Material Hauling 23
SECTION 9.0 MITIGATION MEASURES 24
SECTION 10.0 AIR MONITORING 25
10.1 Volatile Organic Compounds and Air Toxic Monitoring 25
10.2 Particulate Matter Monitoring 25
10.3 Odor Monitoring 27
10.4 Meteorological Condition Monitoring 27
SECTION 11.0 CONTINGENCY PLAN 29
SECTION 12.0 CESSATION OF ACTIVITY PROVISION 30

TABLE OF CONTENTS (Continued)

Section **Page**

SECTION 13.0 REFERENCES..... 31

List of Tables

Table 1 Landfill Gas Pilot Test Static Sample Analysis Results Summary
Table 2 Project Action Levels

List of Figures

Figure 1 Vicinity Map
Figure 2 Site Map
Figure 3 Development Plan
Figure 4 Surrounding Land Use
Figure 5 Excavation Areas and Activities
Figure 6 Dust Monitoring Locations

List of Appendices

APPENDIX A Form 400-P
APPENDIX B Physical Site Characterization Investigation Analytical Data
APPENDIX C Cover Soil Investigation Analytical Data
APPENDIX D Landfill Gas Pilot Test Data
APPENDIX E Fugitive Dust Control Plan

SECTION 1.0 INTRODUCTION

This Excavation Management Plan (Plan) applies to the Avalon at South Bay development project (Project), which was previously named Carson Marketplace. This proposed brownsfield restoration project involves the development of the former Cal Compact landfill into multiple land uses, including commercial, recreation, entertainment, big-box retail stores, restaurants, hotels, and residential. Because the Project involves excavation and other disturbance of a landfill, it is governed by South Coast Air Quality Management District (AQMD) Rule 1150. A brief description of the site, Project purpose and scope, site history, Plan purpose and scope, and Plan organization and order is provided in the following sections.

1.1 Site Description and Scope

Carson Marketplace, LLC (Developer) has proposed to develop the Project. The proposed Project site comprises approximately 168 acres of land located at 20300 Main Street in Carson, California. The property is bounded on the east/northeast by the San Diego Freeway (I-405), on the north by Del Amo Boulevard, on the west by Main Street and single family residences and mobile home development, and on the south by single family residences and mobile home development (Figure 1). A strip of vacant land to the north across Del Amo Boulevard, which comprises 11 acres, is also within the overall scope of the Project. This portion of the property was not part of the former landfill and the development activities planned for it are, therefore, not covered by Rule 1150 and not included in the provisions of this Plan.

The former Cal Compact landfill consists of five separate landfill cells numbered A1 through A5 separated by the site boundaries on the outer perimeter and by two interior roadways on the interior perimeter (Lenardo Drive and Stamps Drive). A Los Angeles County Flood Control channel (Torrance Lateral) is located adjacent to the south and west sides of the Project site and serves to separate the Project site from the adjacent residential neighborhood (Figure 2).

This Project involves the development of the former Cal Compact landfill into the following land uses: neighborhood commercial, regional commercial, commercial recreation/entertainment, big-box retail stores, restaurants, hotels, and residential (Figure 3). The construction phases of this Project will begin with mass grading of the former landfill area and removal of some of the clean soil covering the landfill cells. This will be done to establish a uniform grade and minimize the thickness of clean soil cover overlying the refuse material so that compaction of the landfill cells may commence. Clean soil removed in the grading process will be temporarily stockpiled onsite until it is reused. Compaction of refuse will be done using deep dynamic compaction (DDC) to consolidate the refuse and soil below future parking and open areas to minimize future settling. The refuse under future building locations will not be compacted. Once all compaction is complete, a landfill gas collection system with horizontal collection wells throughout the site and vertical gas collection wells below future building locations will be installed. This gas collection system will be connected to a gas flare treatment system with a landfill operations center which will have controls and integral monitoring to detect any leakage or system failure. The landfill cells and gas collection system will then have a multi-component landfill cap installed. The first layer of this cap will be the installation of a continuous layer of linear low density polyethylene (LLDPE) geomembrane which will serve as

X:\GIS\CARSON AVALON\VICINITY.MXD

AVALON AT SOUTH BAY

Vicinity Map

Jan. 2008

TETRA TECH

Figure 1

X:\GIS\CARSON-AVALON\SITE.MXD

AVALON AT SOUTH BAY

Site Map

Jan. 2008

TETRA TECH

Figure 2

X:\GIS\CARSON MARKETPLACE\DEV_PLAN.CDR

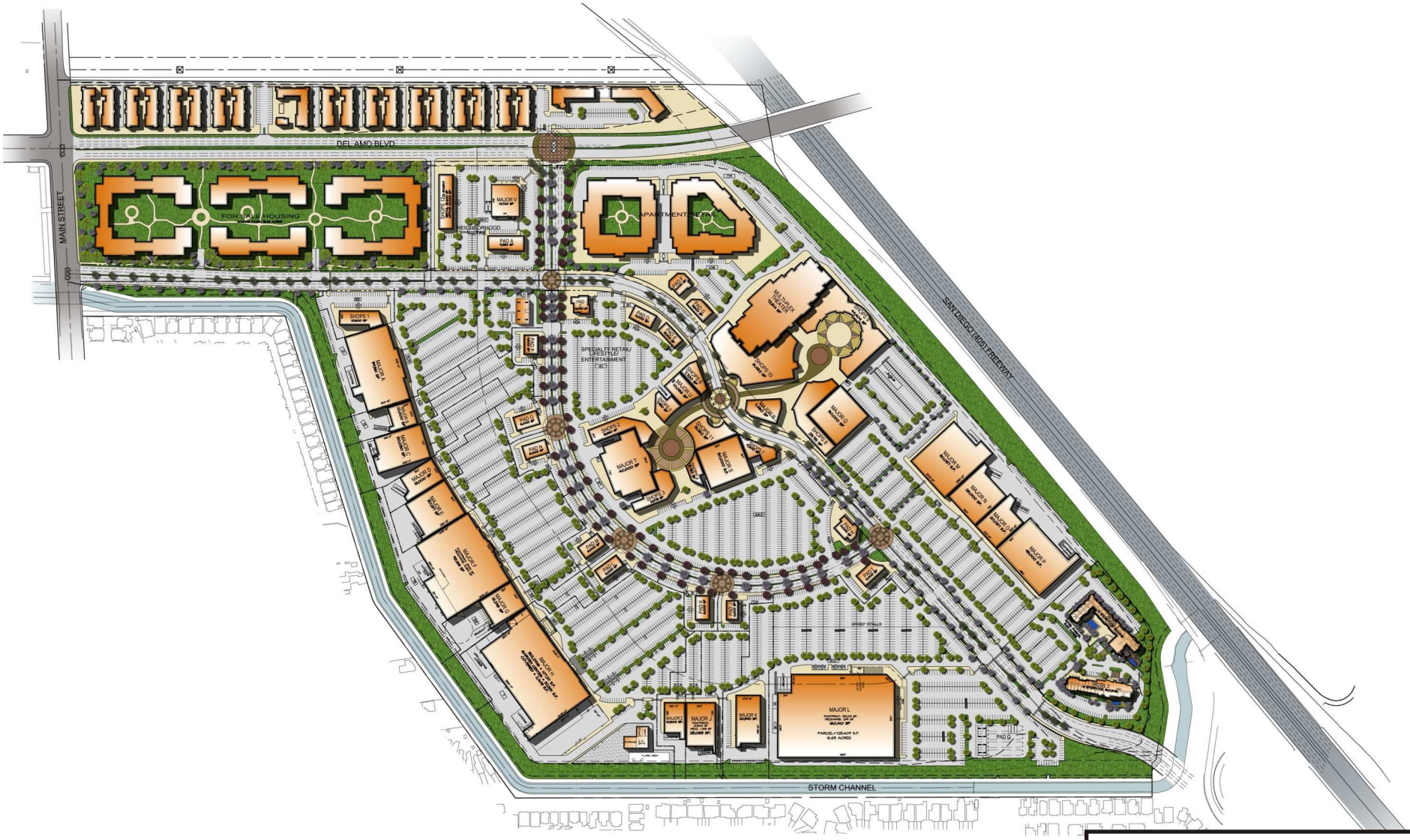

N
W E
S

Development Plan Date: September 17, 2007

Ref. Nadel 2005.

AVALON AT SOUTH BAY

Development Plan

Jan. 2008

TETRA TECH

Figure 3

the primary impermeable layer of the cap system. This LLDPE geomembrane will then have drainage strips installed on top of it that will direct water off of the landfill cap so that it does not accumulate. These drainage strips will be covered by a geotextile fabric layer to prevent the accumulation of silt and eventual clogging of the drainage system. This layer will then be covered with clean soil.

All future buildings will be supported on driven piles. Piles will be driven through the refuse until competent native soil is reached. Pile caps will be installed and the concrete building slabs will be poured on top. The LLDPE geomembrane will be sealed to the pile caps where they penetrate it using an expansion boot to allow expansion and movement while remaining sealed.

A building protection system will be installed below all building locations to serve as a backup in case of landfill cap or primary gas collection system failure. This system will include the installation of a membrane attached to the underside of the concrete slab. The space between this membrane and the LLDPE geomembrane will have a passive gas venting system installed and will also include methane detection sensors to provide notification of system failure. All buildings will be built aboveground.

The Project will also include the installation of a groundwater extraction and treatment system along the southern boundary of the Project site to contain and treat impacted groundwater underlying the Project. Some refuse materials in the landfill cells may need to be excavated and moved to facilitate the installation of site utilities and the landfill gas collection system. Tetra Tech is the environmental engineer and general contractor responsible for the design and installation of these remedial systems. Tetra Tech is not, however, responsible for the design and installation of the driven piles, pile caps, and building slabs that make up the building foundations.

1.2 Site History

Land use of the property prior to landfill operations was primarily agricultural, including grazing, dairy, feedlot, and cropland (Brown & Root 1995a). Prior to the 1930s, the land immediately surrounding the property was also used primarily for agriculture, with some limited residential development. During the 1940s, industry was introduced to the area and residential areas also became more extensive. The current light industry, commercial, and residential mix of land uses was fully developed by the 1970s (Brown & Root 1995a).

Between 1959 and 1964, the property was used as a Class II landfill and is currently covered by a layer of soil that varies from 4 to 32 feet in thickness. According to Los Angeles County records, Cal Compact, Inc. (Cal Compact), a California corporation, was issued an industrial waste disposal permit on July 17, 1959, which authorized Cal Compact to operate a Class II landfill on the property (Brown & Root 1995b). Landfill operations began on this property in April 1959 and continued until February 1965. The landfill operations consisted of the placement and cover of wastes in excavated trenches. All wastes were placed in trenches that were excavated adjacent to the interior haul roads. The haul road locations have remained unchanged throughout the time the landfill was in operation and are underlain by native soil materials (Brown & Root 1995b).

The landfill was permitted to accept both municipal solid waste and specified industrial liquid wastes. During the life of the landfill, approximately 6 million cubic yards of solid municipal waste and 6.3 million gallons of industrial liquid waste were received at the landfill (Brown & Root 1995c). Available records indicate that over 90 percent of the liquid wastes were drilling fluids that consisted primarily of water and clay mixtures, with minor heavy metal additives and oily residue. Other wastes received included solvents, oils, sludges, heavy metals, paint sludges, and inorganic salts.

On March 18, 1988, Remediation Action Order Number HSA87/88-040 was issued, requiring investigation of contamination at the landfill site and preparation of a remedial action plan (RAP). A RAP was prepared and approved by the Department of Toxic Substances Control (DTSC) in 1995. The objective is to develop the Project for mixed uses that benefit the surrounding community. At the same time, the RAP will be implemented to protect human health and the environment during construction and after the Project development is complete and operating.

1.3 Purpose and Scope of Plan

The Project includes excavation and other soil disturbing activities that occur at a former landfill site. These activities have the potential to generate emissions at the site and are thus, subject to AQMD Rule 1150. A Rule 1150 Excavation Permit is required for all excavation activities involving a landfill. The following requirements are needed to obtain a Rule 1150 Excavation Permit: payment of fees for plan application and review in accordance with AQMD Rule 306, Plan Fees; submittal of a completed Application for Plans, Form 400-P (Appendix A); and preparation and submittal of an AQMD approved Excavation Management Plan. While form 400-P only includes basic site address and applicant contact information, the Excavation Management Plan serves to supplement the application form and provide site specific information, Project procedures, and emissions control measures that will be used to mitigate emissions from the site. The specific requirements that an Excavation Management Plan must contain per the AQMD Permit Application Instructions include the following.

1. Identification (including company name, address, contact person, and phone number) of project owner, excavation contractor, on-site safety coordinator, and the firm or individuals preparing the excavation management plan.
2. A description of the background of the project site and the purpose of the excavation.
3. A contour map showing the location of the excavation site, the proposed excavation area, and the surrounding area up to 2,500 feet away from the perimeter of the proposed excavation area. The map should identify all land uses in the area and highlight areas of high population such as schools, hospitals, residential areas, restaurants, and shopping centers.
4. A list of materials buried or suspected materials buried in the site based on all available records.

5. Results of any boring tests done to characterize the disposal site including the identification of any EPA priority pollutants.
6. Results of landfill gas analysis or soil vapor phase analysis including the concentrations of methane, sulfur compounds, and any speciated non-methane hydrocarbons such as benzene and vinyl chloride, etc.
7. The total amount of material to be excavated and the landfill to which the excavated material will be hauled.
8. Scheduled excavation starting and completion dates, and number of working days required for the excavation.
9. A detailed description of how the excavation will be conducted including:
    - Excavation equipment
    - Surface area of excavation workface
    - Surface area of refuse or contaminated soil to be exposed to the atmosphere at any one time
    - Excavated material handling method
    - Vehicles hauling the excavated material
    - A site layout showing the excavation area, vehicle rout, equipment/vehicle cleaning area, etc.
10. A detailed description of the mitigation measures to be implemented during excavation and transportation to minimize potential emissions. The mitigation measures in general include, but not limited to:
    - Limited excavation workface
    - Minimized soil disturbance/transfer
    - Minimized refuse/contaminated soil exposure
    - Limited working hours
    - Use of long duration foams, plastic sheeting, and/or clean dirt to cover refuse/contaminated soil during non-working hours and/or when excessive emissions are detected
    - Water spraying
    - Cleaning and covering of trucks
    - Good housekeeping
11. A detailed description of monitoring to be conducted during the excavation. This includes:
    - Continuous monitoring for organic vapors with organic vapor analyzers(OVA's) (flame ionization detector (FID), photoionization detector (PID), etc.) at the workface and property line (or other downwind locations within the property line)

- Ambient air sampling for particulates, heavy metals, asbestos, and/or specific organic air toxics
- Monitoring for odors at and beyond the property line
- Monitoring for wind speed and direction

12. A contingency plan for actions to be taken when odors or elevated concentrations (specify the concentrations) of air emissions are detected, or when complaints are received from any public member.
13. A provision that the excavation activities will cease immediately when the operator is notified by District staff that a public nuisance has occurred as required by Rule 1150 (b)(3).

The Plan will be reviewed by AQMD and either accepted or revision to the Plan will be requested. Once the Plan is found to be acceptable, a Rule 1150 Excavation Permit will be issued for the site. The permit will list standard permit conditions which apply to all Rule 1150 Excavation Permits and any permit conditions with are specific to the Project.

1.4 Plan Content and Organization

This Plan contains all of the required Excavation Management Plan elements. The Plan is organized so that the sections are presented in the same order as outlined in the AQMD Permit Application Instructions listed in the previous section. However, the second listed Plan requirement, the description and background of the Project and purpose of the excavation, was described previously in this section.

SECTION 2.0 PROJECT KEY CONTACT INFORMATION

The information below lists addresses and contact information for the property owner, Project engineering and general contractor, and on-site safety coordinator.

Property Owner:

Carson Marketplace, LLC
4350 Von Karman Avenue
Newport Beach, CA 92660
Contact Person: Ryan Jones
Telephone Number: 949-885-8500

Project Engineering and General Contractor:

Tetra Tech, Inc.
348 W. Hospitality Lane, Suite 100
San Bernardino, CA 92408
Contact Person: Javier Weckmann
Telephone Number: 909-381-1674

Health and Safety Officer:

Tetra Tech, Inc.
348 W. Hospitality Lane, Suite 100
San Bernardino, CA 92408
Contact Person: Michael Ridosh, CIH
Telephone Number: 909-381-1674 or 818-888 - 5894

SECTION 3.0 CONTOUR MAP AND SURROUNDING LAND USE

The Project site is surrounded on the south and majority of the west perimeter by residential neighborhoods consisting of single-family residences and mobile home parks. No schools are present within 1,000 feet of the Project. The nearest school is located approximately 2,000 feet south of the Project. Land use north of the Project is a mixture of commercial usage and undeveloped property. The east perimeter of the Project is adjacent to I-405 (San Diego Freeway) and the land use on the opposite side of I-405 is commercial. A map illustrating the location of the Project, proposed excavation area, and the surrounding area land use with a contour line at an approximate distance of 2,500 feet from the Project boundary is provided in Figure 4. This map also shows those areas of high population that exist within the 2,500 foot contour line.

X:\GIS\CARSON AVALON\LAND USE 2.MXD

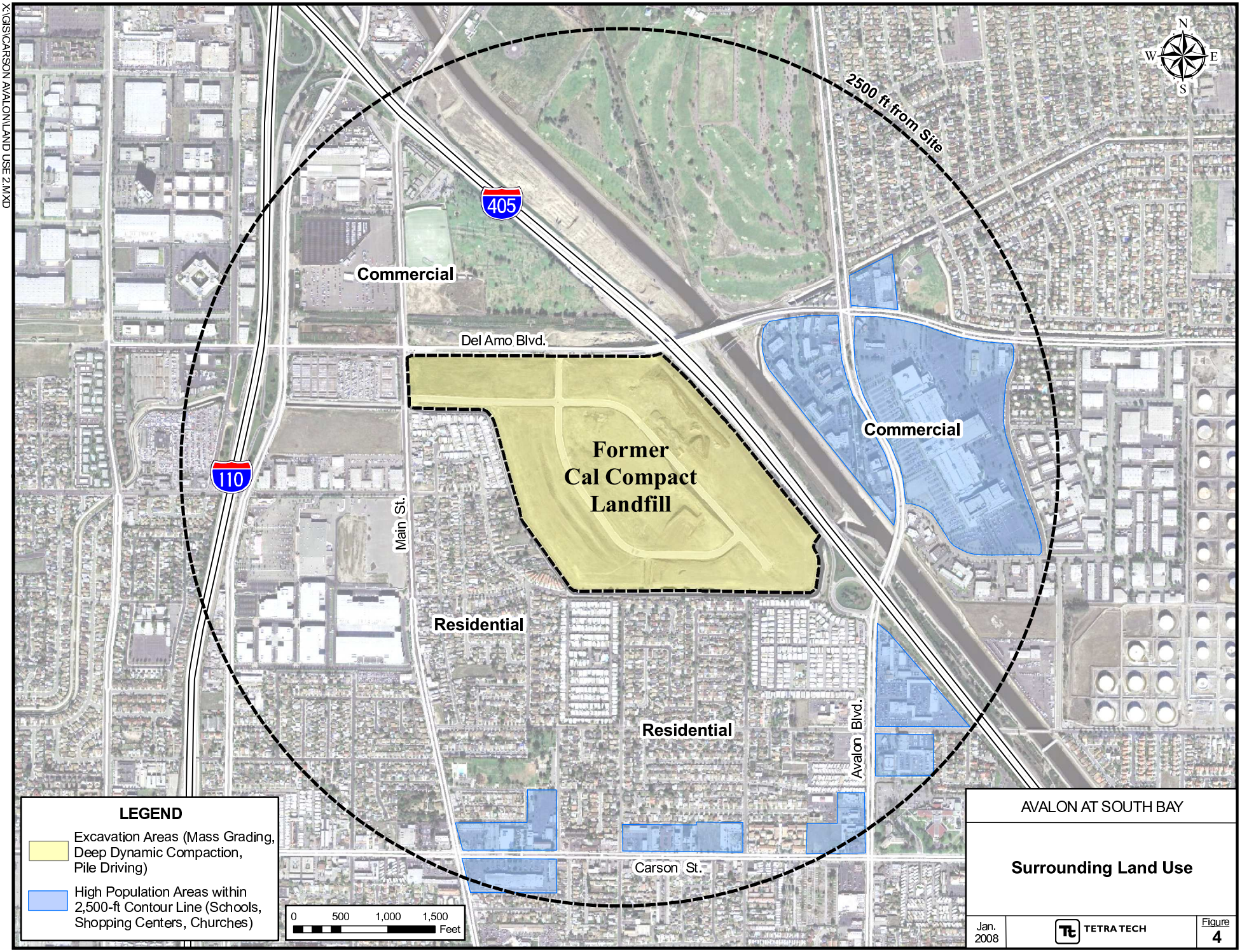

AVALON AT SOUTH BAY

Surrounding Land Use

Jan. 2008

TETRA TECH

Figure 4

SECTION 4.0 BURIED MATERIALS

The landfill was permitted to accept both municipal solid waste and specified industrial liquid wastes. Approximately 6 million cubic yards of solid municipal waste and 6.3 million gallons of industrial liquid waste were received at the landfill over its operational life. Available records indicate that over 90 percent of the liquid wastes were drilling fluids consisting primarily of water and clay mixtures, with minor heavy metal additives and oily residue. Other received wastes included solvents, oils, sludge, heavy metals, paint sludge, and inorganic salts (Brown & Root 1995c).

SECTION 5.0 ANALYTICAL DATA

As required by AQMD, the analytical data from past landfill investigations are summarized in this section. The investigation activities reported consist of three investigation events. These three investigation events include the following: physical site characterization, cover soil sampling, and landfill gas pilot test.

5.1 Physical Site Characterization Investigations

A physical site characterization investigation was completed at the Project site in Spring 2006 and Spring 2007. The results of this study are presented in the *Physical Site Characterization Technical Memorandum for the former Cal Compact Landfill* completed by Arcadis BBL in January 2008 (Arcadis BBL, 2008; Appendix B). This investigation used Piezo-Penetrometer Test (PPT) technology to determine the thickness of the cover soil overlying the landfill refuse, determine the depth of the top of the landfill refuse, and determine the thickness of the landfill refuse layer. A total of 227 PPT test borings were installed over the entire Project site in the interior of the landfill cells and along the perimeter slopes to delineate the vertical and lateral extent of the cover soil and refuse layer. Additionally, soil gas sampling was conducted to determine preliminary landfill gas level expectations and composition. Groundwater was sampled at 20 of the boring locations (13 locations from below the refuse material, and seven locations of perched water within the refuse material) to determine the quality and contaminant levels within the water. Summary tables presenting data and a map showing boring locations from this investigation are presented in Appendix B.

5.2 Cover Soil Sampling Investigations

Using data collected in the Physical Site Characterization Investigation, a cover soil investigation was conducted beginning in March 20, 2006 and was completed on April 27, 2007. The results of this study are presented in the *Cover Soil Sampling Report for the former Cal Compact Landfill* completed by Arcadis BBL in December 2007 (Arcadis BBL, 2007; Appendix C). The objective of the investigation was to obtain analytical data sufficient to identify the distribution and concentrations of the selected Chemicals of Potential Concerns (COPC) within the portion of the existing cover soil that may be disturbed during construction or left above the LLDPE geomembrane These data are being used for design of the landfill cap, to manage soil movement and placement, and to help develop health and safety protocols for workers and nearby residents during construction. The results of the physical site characterization investigation were used to ensure that only samples of cover soil were collected and that the sampling effort did not penetrate through the cover soil into the refuse material.

A total of 239 borings were installed at the site as part of the cover soil sampling investigation. From these borings, a total of 676 discrete samples (plus 92 duplicates) and 154 composite samples (plus nine duplicate composites) were analyzed. Direct push (track- or wheel-mounted limited access rig) sampling methods were used to collect subsurface samples. These samples were collected in acetate sleeves as continuous cores. Surface samples were collected by hand using a hand auger or shovel to excavate to the appropriate depth, then by collecting the samples directly into 8-oz. wide-mouth glass sample jars provided by the laboratory.

A PID was used to screen initial VOC levels for each soil sample. Samples found to have elevated VOC levels were processed and submitted to the laboratory for VOC analysis.

Discrete samples collected from all depths at each boring location were analyzed for polynuclear aromatic hydrocarbons (PAH) by EPA Method 8310. Discrete samples were also analyzed for chlorinated herbicides (herbicides) by EPA Method 8151A and semi-volatile organic compounds (SVOCs) by EPA Method 8270C at selected locations.

All composite samples were analyzed for organochlorine pesticides (pesticides) by EPA Method 8081A, polychlorinated biphenyls (PCBs) by EPA Method 8082, and California Code of Regulations (CCR) Title 22 metals by EPA Method 6010 and 7000 series. The deepest soil sample collected from each soil boring was discrete and analyzed for PAHs, pesticides, PCBs, and Title 22 metals.

SVOCs, VOCs, and herbicides were also analyzed in the deepest soil samples collected from selected soil borings. A site map showing sampling and boring locations and laboratory data from the analysis (Tables 3A through 3G) is presented in Appendix C. These tables provide a summary of all the detected analytes, their detected concentrations, the method detection limits and reporting limits, and the samples in which they were detected. The following sections provide a summary of the sampling data listed by general chemical classification.

5.2.1 Herbicides

A total of 161 primary samples (plus 18 duplicates) were analyzed for herbicides by EPA Method 8151A. The only analyte detected was dicamba, which was detected at an estimated concentration of 6.7 micrograms per kilogram (ug/kg) in one sample collected at a depth of 15.0 feet below ground surface (bgs) in soil boring SBF05-P1 (Table 3A in Appendix C).

5.2.2 Title 22 Metals

A total of 441 primary samples (plus 50 duplicates) were analyzed for Title 22 metals by EPA Methods 6010B, 7470A, 7471A. All 17 Title 22 metals were detected at the site over all of the samples analyzed. All of the detected metals, their concentrations, and the associated sample information are summarized in Table 3B of Appendix C.

5.2.3 Polychlorinated Biphenyls

A total of 452 primary samples (plus 50 duplicates) were analyzed for PCBs by EPA Method 8082. One or more of the following analytes: Aroclor 1016, Aroclor 1248, Aroclor 1254, and Aroclor 1260, were detected in 56 samples. All of the detected PCB analytes, their concentrations, and the associated sample information are summarized in Table 3C of Appendix C.

5.2.4 Organochlorine Pesticides

A total of 443 primary samples (plus 50 duplicates) were analyzed for organochlorine pesticides by EPA Method 8081A. There were 14 detected organochlorine pesticides found in the samples.

The 14 organochlorine pesticides, their concentrations, and the associated sample information are summarized in Table 3D of Appendix C.

5.2.5 Polynuclear Aromatic Hydrocarbons

A total of 655 primary samples (plus 94 duplicates) were analyzed for Polynuclear Aromatic Hydrocarbons (PAHs) by EPA Method 8310. The 16 detected PAH analytes, their concentrations, and the associated sample information are summarized in Table 3E of Appendix C.

5.2.6 Semi-Volatile Organic Compounds

A total of 368 primary samples (plus 57 duplicates) were analyzed for SVOCs by EPA Method 8270C. The 17 detected SVOC analytes, their concentrations, and the associated sample information are summarized in Table 3F of Appendix C.

5.2.7 Volatile Organic Compounds

A total of 127 primary samples (plus 17 duplicates) were analyzed for VOCs by EPA Method 8260. The 37 detected VOC analytes, their concentrations, and the associated sample information are summarized in Table 3G of Appendix C.

5.3 Landfill Gas Pilot Test

A landfill gas pilot test was conducted at the site to characterize the landfill gas and gather data for the design of the landfill gas collection and treatment system (Bryan A Stirrat and Associates, 2007; Appendix D). The objectives of the pilot test were as follows:

- Establish a steady state extraction rate of landfill gas (LFG) for the site;
- Determine the size of extraction system equipment needed for the site;
- Determine the type of treatment equipment needed for the site; and
- Collect needed data for the permitting of the final system.

Static LFG samples were collected from each of the five refuse disposal cells at the site, using push probes, to establish a baseline understanding of the LFG composition and concentrations of VOCs. Laboratory testing of the collected samples provided the methane and VOC concentration. Based upon EPA Method 25C guidelines, the volatile compounds in the samples are not speciated but are instead quantified as Total Gaseous Non-Methane, Non-Ethane Organic Compounds (TGNMNEOCs). Table 1 shows a summary of the pilot test static sampling results.

Table 1
Landfill Gas Pilot Test Static Sample Analysis Results Summary

Probe/Landfill Cell Number	Percent Methane (CH_4) by volume	Total Gaseous Non-Methane, Non-Ethane Organic Compounds (ppmv)
1	53.5	3,169

Probe/Landfill Cell Number	Percent Methane (CH_4) by volume	Total Gaseous Non-Methane, Non-Ethane Organic Compounds (ppmv)
2	45.6	1,190
3	56	4,287
4	51.3	1,675
5	2.84	361

The pilot test static sample analysis data showed that Landfill Cell 3 had the highest methane content at 56 percent by volume and TGNMNEOC content at 4,287 parts per million (ppm). Landfill Cell 5 showed the lowest methane and TGNMNEOC content at 2.8 percent and 361 ppm respectively.

Using the results of the static samples collected the pilot test landfill gas collection and treatment system was installed. The pilot test collection system contained 13 vertical wells, 39 shallow gas-monitoring probes, and 117 deep gas-monitoring probes. Collected landfill gas was controlled by a treatment system with moisture knockout vessels, a condensate day tank, potassium permanganate for removal of vinyl chloride and hydrogen sulfide, three activated carbon vessels, and various storage tanks and vessels. The system was installed and the pilot test conducted under a AQMD permit.

The pilot test system was run for a period of seven weeks in an attempt to reach a landfill gas generation to extraction equilibrium state (steady state condition). A steady state condition was not obtainable over the course of the pilot test due to a high level of methane gas and continued methane production in the landfill. Theoretical methane generation levels and landfill gas flows were determined from the collected data using modeling. This modeling determined an anticipated landfill gas flow of 14 to 300 standard cubic feet per minute (scfm) at a level of 25 percent methane by volume.

This modeling data will be utilized to determine the design parameters for major system components to be installed for the final system. It is anticipated that the system will utilize two 500 standard cubic feet per minute (scfm) flares and three 250 scfm blowers. The pilot test also showed that the landfill gas contains elevated levels of TGNMNEOC's. Because of this, the use of a flare treatments system is supported versus a system using granular activated carbon. The flare system will effectively remove both the methane and TGNMNEOC whereas the volatile concentrations in the landfill gas would rapidly expend the granular activated carbon. The analytical data for all samples collected in the pilot test, a map showing the pilot test site plan, and the landfill gas modeling methane production curve is provided in Appendix D (Bryan A Stirrat and Associates, 2007).

SECTION 6.0 EXCAVATION AREAS AND ACTIVITIES

Project activities will cause the disturbance of soil over roughly the entire 157-acre Project site through either excavation or other activities that cause soil to be disturbed. These excavation or soil disturbing activities include clearing and grubbing, demolition and removal of existing site roads and infrastructure, DDC, mass grading, excavation and relocation of refuse materials, excavation for utilities installation, pile driving, landfill gas collection system installation, and LLDPE geomembrane installation. The following sections detail the excavation or other soil disturbing activities that will be conducted for the Project and the approximate area for each activity.

6.1 Excavation Areas

Mass grading and clearing and grubbing activities will be conducted over the entire 157-acre Project site to support construction. The Project site will be cleared and an on-site stockpile area for approximately 1.5 million cubic yards of soil will be established. As the Project progresses the stockpile area will be moved around the site to accommodate Project progress. DDC will be completed on approximately 61 acres in areas to be occupied by parking lots and other open areas. Pile driving operations will be conducted on approximately 35.6 acres of the Project site and approximately 6,500 piles are expected to be installed. Removal of existing site roadways and infrastructure will be conducted on approximately 8 acres of the Project site. Installation of landfill gas collection systems and the LLDPE geomembrane and other landfill cap components will be performed over the entire 157 acre former landfill area of the Project site. The areas where excavation and removal of refuse material for utility installation or grading support are unknown and will be determined during design and in the field as the Project progresses based on need. The main excavation area and areas where other soil disturbing activities will occur are shown on Figure 5. It is not anticipated that any existing landfill refuse will be removed from the site for off-site disposal.

6.2 Excavation Activities

The following sections describe the excavation or other soil disturbing activities that will be conducted in completion of this Project.

6.2.1 Clearing and Grubbing

Clearing and grubbing activities to remove surface vegetation will be conducted throughout the Project site to prepare for mass grading, DDC, and pile driving activities. This activity will be conducted using bull dozers, loaders, motor graders and other heavy earth moving equipment. Vegetation will be removed by scraping methods so that a minimum of soil is collected while capturing all vegetation. Vegetation removed will be collected and disposed of appropriately. Recycling of removed vegetation as green waste is the preferred disposal method, if possible.

X:\GIS\CARSON-AVALON\CAD\EXCV_AREAS.DWG

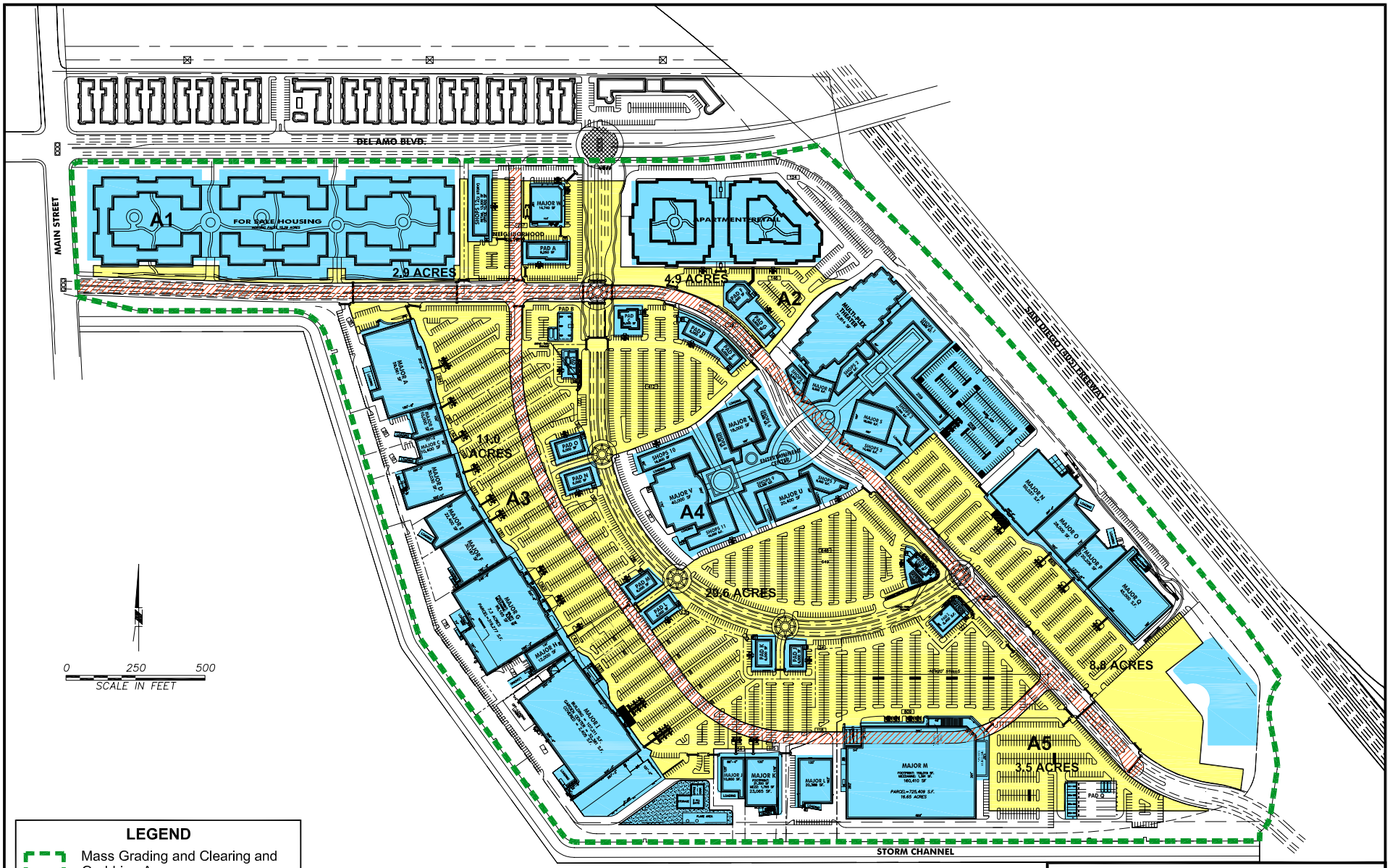

LEGEND

- Mass Grading and Clearing and Grubbing Areas (Approximately 157 Acres)
- Pile Driving Area (Approximately 57.7 Acres - 6,500 Piles)
- Demolition and Removal of Existing Roads (Approximately 8.0 Acres)
- Deep Dynamic Compaction DDC (Approximately 55.7 Acres)

Source: Nadel 9/17/2007

AVALON AT SOUTH BAY

Excavation Areas and Activities

Jan. 2008 | TETRA TECH | Figure 5

6.2.2 Demolition of Existing Roads and Site Infrastructure

The Project site's existing interior roads, along with their sidewalks, curbs, and gutters, will be removed. The concrete and asphaltic pavement materials will be removed using excavators, loaders and other earth moving equipment. Removed materials will be temporarily stockpiled on the site. A portable crushing plant will be brought on site to crush the removed materials for potential use on site as base material or inert fill. Once the roads are removed, existing site utilities, consisting of storm sewer and water piping, will be removed. The removed utilities will be recycled if possible or disposed of offsite at a local county landfill as construction debris. It should be noted that all existing records document that the existing roadways and utilities were installed on/in native soil material. It is therefore not expected that the removal of these items will expose any refuse materials.

6.2.3 Deep Dynamic Compaction

DDC is a ground improvement process for compacting and strengthening loose or soft soils/refuse to support buildings, roadways, and other improvements. The method involves the systematic dropping of heavy weights, 15 to 25 ton, using a crane from a height of 5 to 30 meters, in a pattern designed to remedy poor soil conditions. In soft ground areas, DDC has proved to be an effective and economical alternative to preloading, foundation piling, deep vibratory compaction, and soil undercutting and replacement. A crater is formed at the impact point that may be up to 2 meters deep. The craters may be backfilled by end-dumping clean fill into them to obtain the required rough grade. Several phases or passes of tamping may be required across the site, depending upon the level of compaction required. Following completion of the "high-energy" tamping, a low-energy or "ironing" phase may be performed, if needed, to further compact fill material that was backfilled into the craters and in the upper 5 feet of the formation. The ironing phase consists of dropping the weight from a drop height of 3 to 8 meters on close centers. If the ironing phase of DDC is not conducted, then compaction of the backfill for DDC areas will be conducted using conventional grading equipment.

6.2.4 Mass Grading

Grading will prepare the area for DDC, establish the initial grade for constructing the landfill cap, and establish initial grades for constructing foundation systems for buildings. Many site conditions, such as unstable slopes, poorly consolidated soils, and topographically low and high areas will also be corrected by grading. This will be accomplished by excavating the uneven and unstable surface and replacing it with re-compacted soil. Grading is most commonly done by scraping layers from the surface of the soil from high areas and spreading the scraped soil back into low areas until a uniform level surface is acquired followed by compaction of the entire soil surface. Grading will be conducted by using bull dozers, loaders, motor graders, scrapers, and other earth moving equipment.

6.2.5 Excavation and Movement of Refuse for Grading Support

Some Project areas within the landfill cells may be unable to be compacted through DDC methods to the required grade. If this occurs, removal and relocation of some of the underlying refuse may be necessary to obtain the correct grade level. The cover soil will be removed in these areas to expose the refuse layer. Refuse material will be excavated so that the correct grade

elevation can be achieved. New cover soil will then be placed over the excavated refuse area and DDC then may again be re-applied. Additionally, some Project areas within the landfill cells may have a thicker soil cover layer with the top of the refuse layer lower than required grade elevation. These areas may be utilized to relocate refuse material removed from other high grade elevation areas or utility installation areas, provided that the refuse material is compatible with the refuse in the potential relocation area. The cover soil in these areas will first be removed, followed by the placement of the relocated refuse materials, and then the installation of new cover soil. The area may then be compacted using DDC or other conventional methods. This activity will be conducted using excavators, back hoes, loaders, and other typical construction equipment.

6.2.6 Excavation and Movement of Refuse for Utility Installation

Utilities such as sewer pipe, storm drains, and gas or electric lines will be installed at the site. These utilities will be installed above the LLDPE geomembrane layer. To allow this installation at the proper depth below surface or with the required slopes, excavation may be necessary to remove and relocate landfill refuse to allow a deeper placement of the LLDPE geomembrane. If this is necessary, the cover soil will be removed and a trench will be cut into the refuse layer until the required grade elevation is reached. New foundation soil will be installed, followed by installation of the LLDPE geomembrane. The utilities will be installed in the clean soil area above the LLDPE geomembrane. Excavated refuse materials will be relocated to other areas of the site where compatible refuse exists, preferably in the same landfill cell, as detailed in Section 6.2.5. This activity will be conducted using excavators, back hoes, loaders, and other typical construction equipment.

6.2.7 Landfill Gas Collection System Installation

A landfill gas collection system is planned for the site. The gas collection system will be comprised of a combination of horizontal piping and vertical vapor extraction wells. The installation of the vertical wells will be through the refuse material and the refuse layer will be disturbed in the process. To be effective at collecting the methane gas produced by the landfill, the collection system will be installed as near as practicable the interface of the refuse material and the overlying soils. Therefore, the installation process will have the potential to disturb refuse materials. Additionally some excavation and movement of refuse material may be needed for installation of piping and other system components. The excavation activities in this task will utilize backhoes, excavators, loaders, and other earth moving equipment.

6.2.8 Pile Driving

Pile driving will be required to drive piles into soil to provide foundation support for buildings or other structures. The piles will be driven through the refuse material until competent soil below the landfill is reached. By nature of the process, the refuse will be disturbed while conducting this work. Releases of landfill gas will likely occur during the operation. This task will be performed using specialized pile driving equipment.

SECTION 7.0 SCHEDULE

The construction is scheduled to commence in the Spring of 2008 and will continue until the end of 2012. Project site preparatory activities such as installation of the site office and temporary utilities will be the first activities conducted. This will be followed by mass grading and then DDC. The installation of the landfill gas system will follow and then the LLDPE geomembrane and soil cover will be installed in non-building areas and open areas (parking lots, roads, and landscaping areas). For building and slab areas, pile driving will be conducted prior to the installation of the landfill gas system. The pile driving will then be followed by the installation of pile caps, LLDPE geomembrane, and finally the building protection system. The building slabs will then be poured and then the vertical construction and finish work in the open areas will commence.

SECTION 8.0 EXCAVATION METHODS

This section contains descriptions of the specific methods and procedures and industry standard practices that will be utilized in conducting excavation and other soil disturbing activities in completion of the Project.

8.1 Excavation Equipment

The equipment that will be used to complete the excavation activities will include standard construction equipment. This equipment includes the following: excavators, bull dozers, backhoes, loaders, scrapers, and grade levelers. The equipment used to conduct DDC is specialized equipment using a modified crane and custom weights. Pile driving will also be conducted using specialized pile driving equipment.

8.2 Excavation Procedures

Excavation activities will minimize the exposure of landfill refuse material to the extent practicable. While conducting DDC, if landfill refuse is exposed, it will immediately have a minimum of 6 inches of cover soil placed over it to minimize exposure. If refuse material is exposed while conducting mass grading or clearing and grubbing, it will also immediately be covered by a 6-inch minimum layer of soil.

The pile driving operation will utilize shrouding to minimize the release of landfill gas while the piles are being driven. The spud bit used in the pile driving will be decontaminated upon being removed from one pile location before being moved to the next. Additionally, measures will be taken to ensure that any materials on the spud bit do not contaminate surface materials when the spud is removed from a pile location.

When excavation of refuse material is being conducted, the exposed refuse material will be limited to the active workface of the excavation. Once an area is excavated to the proper depth, a minimum 6-inch thick layer of soil will be placed over the exposed refuse material and then the excavation will continue. Equipment utilized for excavation of refuse material will be decontaminated before leaving the area of the excavation to ensure that surrounding clean soil is not contaminated.

8.3 Excavation Material Handling

Excavated clean cover soil will be transported onsite to the material stockpile area. Control measures in the Fugitive Dust Control Plan (Appendix E) for the Project will be utilized to eliminate the emissions of fugitive dust from the soil stockpile.

Excavated refuse material will be temporarily stockpiled onsite until it will be moved to a permanent location on the site and be covered by cover soil. The refuse material will be covered with plastic sheeting at all times except when adding or removing material from the pile. If excavated refuse materials cannot be moved and covered by cover soil at the end of a work day, the material must be covered by plastic sheeting. If multiple pieces of plastic sheeting are utilized

to cover the refuse material pile, the sheeting will be overlapped and the seams will be taped. The edges of the plastic sheeting will be weighed down to keep it in place.

8.4 Excavation Material Hauling

Project construction will generate traffic from the arrival and departure of trucks delivering construction materials and imported fill material to the site and hauling debris generated by on-site demolition and excavation activities off of the site. The Project is forecasted to generate one to six truck trips per day, depending on the construction phase. Haul truck traffic on local streets will be limited due to the proximity of the Project site to I-405 (San Diego Freeway). Tetra Tech is currently preparing a truck haul route work plan which will be submitted to the City of Carson for review and approval. With the implementation of a City-approved Truck Haul Route program, which would prohibit trucks traffic on local residential streets, haul truck activity is not expected to have a significant impact to local roads.

All vehicles that have traveled over disturbed soil areas onsite will have their tires cleaned before they leave the site. Tracked vehicles will have soil removed from the tracks before they are removed from the site. All vehicles will also be cleaned of any soil adhered to vehicle surfaces before they leave the site. These measures will be initiated so that soil is not tracked offsite onto public roadways.

SECTION 9.0 MITIGATION MEASURES

AQMD Rule 1150 requires the implementation of mitigation measures to prevent the Project from the following: becoming a public nuisance, releasing visible fugitive dust emissions both onsite or to the surrounding community, tracking dust or soil materials offsite by site vehicles or hauling vehicles, releasing of contaminants contained in the landfill refuse materials to the surrounding community, or releasing of odors to the surrounding community. The following are the minimum list of mitigation measures required by AQMD Rule 1150 that will be implemented:

- Limit excavation workface;
- Minimize soil disturbance/transfer;
- Minimize refuse/contaminated soil exposure;
- Limited working hours;
- Use of long duration foams, plastic sheeting, and/or clean dirt to cover refuse/contaminated soil during non-working hours and/or when excessive emissions are detected;
- Use water spraying to minimize dust and/or odor;
- Ensure cleaning and covering of trucks; and
- Perform good housekeeping.

In addition to the AQMD mandated mitigation measures listed above, the following are additional mitigation measures that will be implemented at the Project:

- Efforts will be made to conduct excavation and other soil disturbing activities in a manner to minimize refuse exposure and the resultant potential for vapor release.
- Soil disturbance will be limited to the proposed excavation areas.
- Site-wide, multiple crews may conduct excavation activities at several areas on-site concurrently, but each crew will limit their excavation activities to one location at a time. (*i.e.* there may be two to three DDC crews at the site at the same time, or one crew may be performing DDC in one area of the site while another crew is conducting utilities installation excavation).
- For any work area, if excavation activities have not been completed at an exposed refuse area by the end of the workday and the refuse layer remains exposed, the exposed area will be covered with suitable materials such as plastic sheeting, soil, or tarps to eliminate VOC and landfill gas emissions and to prevent a landfill fire.
- Water spraying may also be used as an odor control method if deemed necessary.
- Additional mitigation measures for the elimination of fugitive dust emissions are contained in the Fugitive Dust Control Plan for the Project (Appendix E).

SECTION 10.0 AIR MONITORING

Air monitoring will be conducted during excavation activities to monitor VOCs, air toxics, particulate matter (PM), and odors to meet the requirements of the Rule 1150 Permit. The primary purpose of the air monitoring program is to ensure that safe conditions are maintained for the surrounding community and site workers during construction work. Additional air monitoring will be conducted as required by OSHA and DTSC.

10.1 Volatile Organic Compounds and Air Toxic Monitoring

Total organic vapor concentrations shall be monitored using a MiniRae 2000 PID meter or other equivalent instrument at the workface and property line. Methane and other chemicals that are not readily identified by the PID will be monitored with a landfill gas instrument. In addition, site perimeter monitoring of toxic air pollutants will be conducted using summa canisters. The summa canisters will be submitted to a California Department of Health Services-certified analytical laboratory for analysis for content of VOCs and semi-volatile organic compounds.

10.2 Particulate Matter Monitoring

A separate fugitive dust control plan has been prepared for this Project and is attached to this document as Appendix E. The following section presents a summary of the PM monitoring program for the Project. PM monitoring will be conducted at four locations around the perimeter of the site. The proposed general locations for PM sampling are shown on Figure 6, however the actual sampler locations will be chosen in the field based upon observed site conditions. The locations chosen will account for upwind and downwind conditions in order to comply with AQMD Rule 403 requirement. The PM monitoring at the site will include the use of the following monitoring equipment: high volume PM_{10} (particulate matter with a diameter of 10 microns or less) samplers, Dust-Trak monitors, hand-held dust monitors, and low volume metals samplers. Following is a brief description of each monitoring device:

The high volume PM_{10} sampler has been widely used for measuring ambient airborne PM_{10}. It consists of a pump that draws air sample passing a cyclone and then thru a 8” x 10” quartz filter. The air volume collected is about 1.0 m^3/min (cubic meters per minute). Laboratory analysis of the filter by gravimetric methods provides the PM_{10} concentration. The sampler weighs about 80-pounds and requires a 110-volt electrical power source.

The Dust-Trak monitor is a relatively new device for PM_{10} monitoring. It is simpler to operate versus the traditional high volume PM_{10} sampler. It is a battery-powered sampling pump and its laser-photometer is housed inside a metal case. PM_{10} concentration is be digitally displayed real-time and recorded. If approved by AQMD, Tetra Tech will utilize Dust-Trak monitors for PM_{10} monitoring at the site perimeter and work areas instead of using high volume PM_{10} samplers. If not approved for this purpose, Dust-Trak monitors will be utilized to augment the use of high volume PM_{10} samplers.

Hand-held dust monitors will also be used and operates similar to the Dust-Trak sampler but has less recording ability and is more portable, weighing about 7 pounds. It will be used to collect

X:\GIS\CARSON-AVALON\DUST-MON.MXD

AVALON AT SOUTH BAY

Dust Monitoring Locations

Jan. 2008

TETRA TECH

Figure 6

additional dust level readings at the site perimeter or to do monitoring in a work area for worker safety protection. A low volume metal sampler will be used to collect samples to be analyzed for a specific metals in the ambient air, e.g. chromium. It is used when a high concentration of a metal airborne with the dust is suspected. It consists of a pump that draws a low volume of air passing thru a small filter. The air volume collected is about 0.02 m^3/min. Laboratory analysis of the filter provides the metal concentration.

Tetra Tech will determine the monitoring protocol based on the specific activities being performed. The sampling protocol will take into account the actual site operational and physical characteristics including operation of the site activities, wind speed and direction, and the chemical and physical features of PM_{10}.

10.3 Odor Monitoring

It is expected that odors may emanate from the refuse material as excavation and other soil disturbing activities cause refuse exposure. Odors are also expected from the operation of diesel and other fuel powered equipment. Odors in the immediate work area are not of concern as long as they are not persistent and dissipate so they do not travel over the Project boundary. Odor monitoring will also be more critical for work areas immediately adjacent to the Project boundary on the south and west sides because of the proximity to the adjacent residential neighborhood. All Project personnel will assist in the monitoring of odors. If odors are detected while conducting work onsite, Project personnel will notify the air monitoring personnel who is responsible for conducting site air monitoring. The air monitor will document the odor and detection location and try to determine the odor source. The air monitor will determine the persistence of the odor and whether it will have the possibility of leaving the immediate work area or the Project boundary. The air monitor will also routinely survey for odors at the site perimeter to determine if corrective actions need to be taken to prevent odors from leaving the site. Corrective actions as defined in Section 9 will be initiated to prevent the odors from leaving the Project site. The use of deodorants may also be utilized as a potential control measure or corrective action. The adjacent residential neighborhood will also be surveyed to ensure that odors are not traveling beyond the Project boundary.

10.4 Meteorological Condition Monitoring

To identify upwind and downwind locations, meteorological data will be used. The AQMD maintains a meteorological station in the City of Long Beach. The station continuously measures local meteorological data. Since the site is located near this station, the meteorological data from this station will be used to assist in selecting the sampler locations. The historic prevailing wind direction at the site is from the west to southwest with a yearly average wind speed of 1.71 meters per second. The Project is located in the Southern California region, which experience typically a westerly wind in daytime and an easterly wind in nighttime. The time during the wind shifts also varies monthly and seasonally. Tetra Tech will monitor the wind conditions during the Project and update the monitoring procedures accordingly. For example, the sampling locations might change based on the wind data and the construction activities.

In addition, Tetra Tech will install a Project-specific meteorological station onsite, which will provide data specific to the site and account for any micro-environment wind speed and direction

conditions at the site. Meteorological data for wind speed, direction, air temperature, relative humidity and barometric pressure will be collected at the site concurrently with the air monitoring.

Meteorological data will be collected prior to the commencement of significant site construction activities to determine the baseline data for site. The meteorological station will then continue to collect data throughout the Project. Data will be collected to document weather conditions and to ensure that the perimeter air monitoring stations are appropriately located throughout the entire phase of the Project.

SECTION 11.0 CONTINGENCY PLAN

By following the provisions and procedures outlined in this Plan, it is not anticipated that odors or elevated concentrations of air emissions will create a public nuisance. In the event that the standard provisions and procedures fail, resulting in odors or monitoring data shows that the measured concentration of pollutants exceeds action levels (see below), excavation or soil disturbing activities will immediately be halted. Action will be taken to determine the cause of the odor or elevated air emissions. Tetra Tech will implement immediate corrective actions including the application of water or foam on odor or emission sources, covering of exposed refuse with plastic sheets or soil cover, or application of other mitigation measures identified in Section 9.

Excavation or other soil disturbing activities will not recommence until procedures have been modified or other permanent actions have been taken to correct the problems which resulted in exceedence of the action limits. Once procedural modifications or other permanent actions have been determined and put into place, excavation or other soil disturbing activities may recommence. To ensure that the procedural changes or other corrective actions were effective after the activity has restarted, monitoring must commence immediately. Re-evaluation of the modified procedures and the new monitoring results will determine if the corrective action was effective. The exceedence of the action limit, mitigation measure applied, procedural modifications or other permanent corrective action taken, and the monitoring data from the restart will be recorded on daily construction logs. Additionally, all site personnel will be informed of the procedural changes at daily tailgate safety briefings.

Monitoring action levels serve the purpose of defining at what point corrective actions must be implemented to protect the general public during the site excavation activities. The selection of action levels must be conservative enough to take into effect the following factors:

- monitoring instrument detection limits,
- nature of emissions from a site,
- proximity and type of receptors, and
- meteorological factors.

In consideration of these parameters, Table 2 presents the action levels within the site or at the site boundaries that have been established for this Project.

Table 2
Project Action Levels

Air Pollutants	Action Levels	Sources
PM_{10}	50 $\mu g/m^3$ anywhere on –site)	AQMD Rule 403
VOCs	50 ppm (anywhere on-site)	AQMD Rule 1166
Odor	Any detectable odor outside Project boundary	AQMD Rule 402

SECTION 12.0 CESSATION OF ACTIVITY PROVISION

Excavation activities will cease immediately when Tetra Tech is notified that a public nuisance has occurred as required by Rule 1150(b)(3). An investigation will immediately be conducted to determine the cause of the public nuisance as outlined in Section 11 of this Plan. Once the cause has been determined, measures will be taken to correct the problem. Only after corrective actions have been implemented to the satisfaction of the AQMD and after authorization is granted will the excavation activities begin again.

SECTION 13.0 REFERENCES

Arcadis/BBL, Inc. 2007b. *Cover Soil Sampling Report.* , December

Arcadis/BBL, Inc. 2008. *Physical Site Characterization Technical Memorandum.* , January

Bryan A. Stirrat and Associates. 2007. *Draft Carson Marketplace LLC Landfill Gas Pilot Test Report of Findings.* December

Brown & Root Environmental. 1995a. *Final Baseline Risk Assessment for Cal Compact Landfill*, Carson, California. August.

Brown & Root Environmental. 1995b. *Final Remedial Action Plan, Cal Compact Landfill, Carson, California.* October.

Brown & Root Environmental. 1995c. *Final Remedial Investigation for Cal Compact Landfill, Carson, California.* July.

PCR Services Corporation. 2006. *Final Environmental Impact Report.* January

AQMD. Rule 402 Nuisance. http://www.aqmd.gov/rules/reg/reg04/r402.pdf

AQMD. Rule 403 Fugitive Dust. http://www.aqmd.gov/rules/reg/reg04/r403.pdf

AQMD. Rule 1150 Excavation of Landfill Sites. http://www.aqmd.gov/rules/reg/reg11/r1150.pdf

AQMD. Rule 1166 VOC Emissions from Decontamination of Soil .http://www.aqmd.gov/rules/reg/reg11/r1166.pdf

APPENDIX A

FORM 400-P

South Coast Air Quality Management District
P. O. BOX 4944
Diamond Bar, CA 91765
(909) 396- 2000

AQMD

APPLICATION FOR PLANS
FORM 400 - P

Section I - Company Information

LEGAL NAME OF APPLICANT: **Tetra Tech, Incorporated**

☑ IRS OR ☐ S.S.NUMBER: 95 414 85 14

PERMIT TO BE ISSUED TO (SEE INSTRUCTIONS) **Tetra Tech**

BUSINESS MAILING ADDRESS: **348 West Hospitality Lane, Suite 100, San Bernardino, CA 92408**

Section II - Facility Information

EQUIPMENT ADDRESS/LOCATION (ENTER VARIOUS LOCATIONS, IF APPLICABLE)

20300 Main Street
NUMBER/STREET

Carson **CA** **90745**
CITY OR COMMUNITY ZIP CODE

FACILITY NAME (N\A FOR VARIOUS LOCATIONS)
Avalon at South Bay (previously Carson Marketplace)

FACILITY ID NUMBER

NAME OF CONTACT PERSON **Mr. Chris Surdzial**

TITLE: **Senior Env. Scientist**

CONTACT TELEPHONE NUMBER **(909) 381 - 1674**

TYPE OF BUSINESS AT THIS FACILITY
Engineering and environmental consulting

BUSINESS TYPE CODE (SEE INSTRUCTIONS) **8 7 0 0**

Section III - Equipment Information

APPLICATION HEREBY SUBMITTED FOR: **Rule 1150 Excavation Plan**

RULE NUMBER WHICH THIS APPLICATION APPLIES TO: **Rule 1150**

TYPE OF PLAN APPLICATION:
- ☐ Compliance Plan
- ☑ **Excavation Plan**
- ☐ Other
- ☐ Alternative Emission Control Plan (AECP)
- ☐ Extreme Performance Coating Classification

IF THIS APPLICATION IS ASSOCIATED WITH CERTAIN DISTRICT APPLICATIONS(S)/PERMIT(S), ENTER APPLICATION/PERMIT NUMBER(S):

FOR THIS PROJECT HAS A CALIFORNIA ENVIRONMENTAL QUALITY ACT (CEQA) DOCUMENT BEEN REQUIRED BY ANOTHER GOVERNMENTAL AGENCY?
☐ No ☑ Yes, IF YES, ENTER NAME OF AGENCY AND SUBMIT A COPY IF APPROVED. **City of Carson**

DO YOU CLAIM CONFIDENTIALITY OF DATA? (SEE INSTRUCTIONS) ☐ Yes ☑ No

OPERATING SCHEDULE (N\A FOR VARIOUS LOCATIONS)

	HOURS/DAY	DAYS/WEEK	WEEKS/YEAR
MAXIMUM	10	6	53
AVERAGE	8	5	53

FOR AECP PLEASE FILL IN THE TABLE BELOW:

	LBS/YEAR	DAYS/YEAR
ACTUAL USAGE TWO YEARS AGO		
ACTUAL USAGE LAST YEAR		
PROPOSED AVERAGE USE		

Section IV – Signature

I HEREBY CERTIFY THAT ALL INFORMATION CONTAINED HEREIN AND INFORMATION SUBMITTED WITH THIS APPLICATION IS TRUE AND CORRECT.

SIGNATURE OF RESPONSIBLE OFFICIAL OF FIRM:

TITLE OF RESPONSIBLE OFFICIAL OF FIRM: **VICE PRESIDENT**

TYPE OR PRINT NAME OF RESPONSIBLE OFFICIAL OF FIRM: **MR. JAVIER WECKMANN**

RESPONSIBLE OFFICIAL'S TELEPHONE NUMBER: **(909) 381 - 1674**

DATE SIGNED: **1/16/2008**

I HEREBY CERTIFY THAT ALL INFORMATION CONTAINED HEREIN AND INFORMATION SUBMITTED WITH THIS APPLICATION IS TRUE AND CORRECT.

SIGNATURE OF PREPARER:

TITLE OF PREPARER: **SENIOR ENVIRONMENTAL SCIENTIST**

TYPE OR PRINT NAME OF PREPARER: **MR. CHRIS SURDZIAL**

PREPARER'S TELEPHONE NUMBER: **(909) 381 - 1674**

DATE SIGNED: **1 / 16 / 2008**

AQMD USE ONLY	APPLICATION/TRACKING #	PROJECT #	TYPE B C D	EQUIPMENT CATEGORY CODE: /	FEE SCHEDULE: $	VALIDATION

ENG. A R DATE	ENG. A R DATE	CLASS I III IV	ASSIGNMENT UNIT ENGINEER	ENF. SECT.	CHECK/MONEY ORDER #	AMOUNT $

South Coast
AIR QUALITY MANAGEMENT DISTRICT
21865 E. Copley Drive, Diamond Bar, CA 91765-4182
(909) 396-2000 http://www.aqmd.gov

Receipt Date: 02/06/2008 08:22:57 AM **Receipt Number: 53239**

Facility ID 0

Name TETRA TECH, INCORPORATED

Address 20300 MAIN ST

CARSON , CA 90745 -

Payment Details

Type	Check nbr	Amount	Check nbr	Amount	Amount
CASH	-	-	-	-	$.00
CHK 6267		$485.45			
				Checks Total:	$485.45
				Total:	$485.45

Comments (1) APPLICATION FOR PLANS - RULE 1150 EXCAVATION PLAN

Received By AQMD Cashier

Signature U. Stolte

Original Copy

South Coast
Air Quality Management District
21865 Copley Drive, Diamond Bar, CA 91765-4178
(909) 396-2000 • www.aqmd.gov

February 08, 2008

Attention : CHRIS SURDZIAL
TETRA TECH
348 W HOSPITALITY LN STE 100
SAN BERNARDINO , CA 92408

Facility ID : 154373
Located at: 20300 MAIN ST
CARSON , CA 90745
SIC Code :
Contact Person Phone No : (909) 381-1674

Re : Acknowledging Receipt of your Application

Thank you for filing your application with the South Coast Air Quality Management District. Your application has been received and assigned to the Permitting Team shown below for review and processing.

Application Tracking Number :	477947
Equipment Description :	1150 EXCAVATION PLAN
Team Assigned :	WASTE MANAGEMENT - REFINERY
Phone Number :	(909) 396-2684

You will be further informed about the status of your application once the completeness review is done, and/or upon processing of your application. If you need to contact us regarding your application, please do so by contacting the above phone number and make sure to refer to the above application tracking number. In addition, you can view the status of your application on the Web at http://www.aqmd.gov/permit. Click on "Application Tracking on the Web" and enter the application tracking number listed above to check its status.

APPENDIX B

PHYSICAL SITE CHARACTERIZATION ANALYTICAL DATA

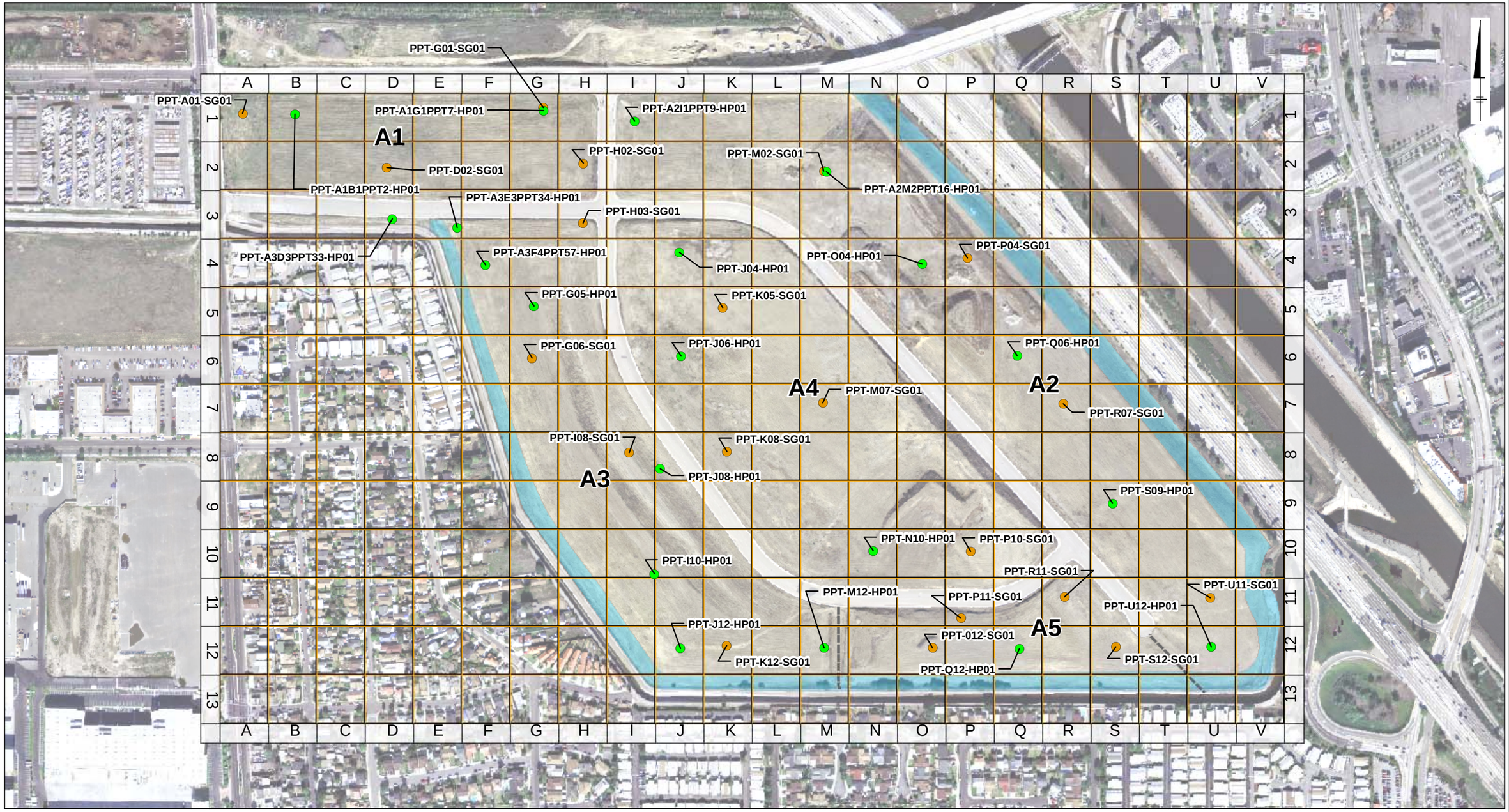

LEGEND:

- HYDROPUNCH SAMPLING LOCATION
- SOIL GAS SAMPLING LOCATION
- APPROXIMATE SLOPE AREA

NOTE:

1. GRID SIZE IS 200 X 200 FT.

0 200 400 Feet

GRAPHIC SCALE

CARSON MARKETPLACE
CARSON, CALIFORNIA
PHYSICAL SITE CHARACTERIZATION
TECHNICAL MEMORANDUM

LIQUID AND SOIL GAS SAMPLING LOCATIONS

ARCADIS

FIGURE
6

WC-85 ME [[PET-85 EGH] PET-85 EGH]
Project #12451.001/002
Q:\Carson\Marketplace\Carson-CA\PSC_Report\Mxd\Fig 6 Liquid_and_GasSamplingLocations.mxd - 1/8/2008 @ 10:39:14 AM

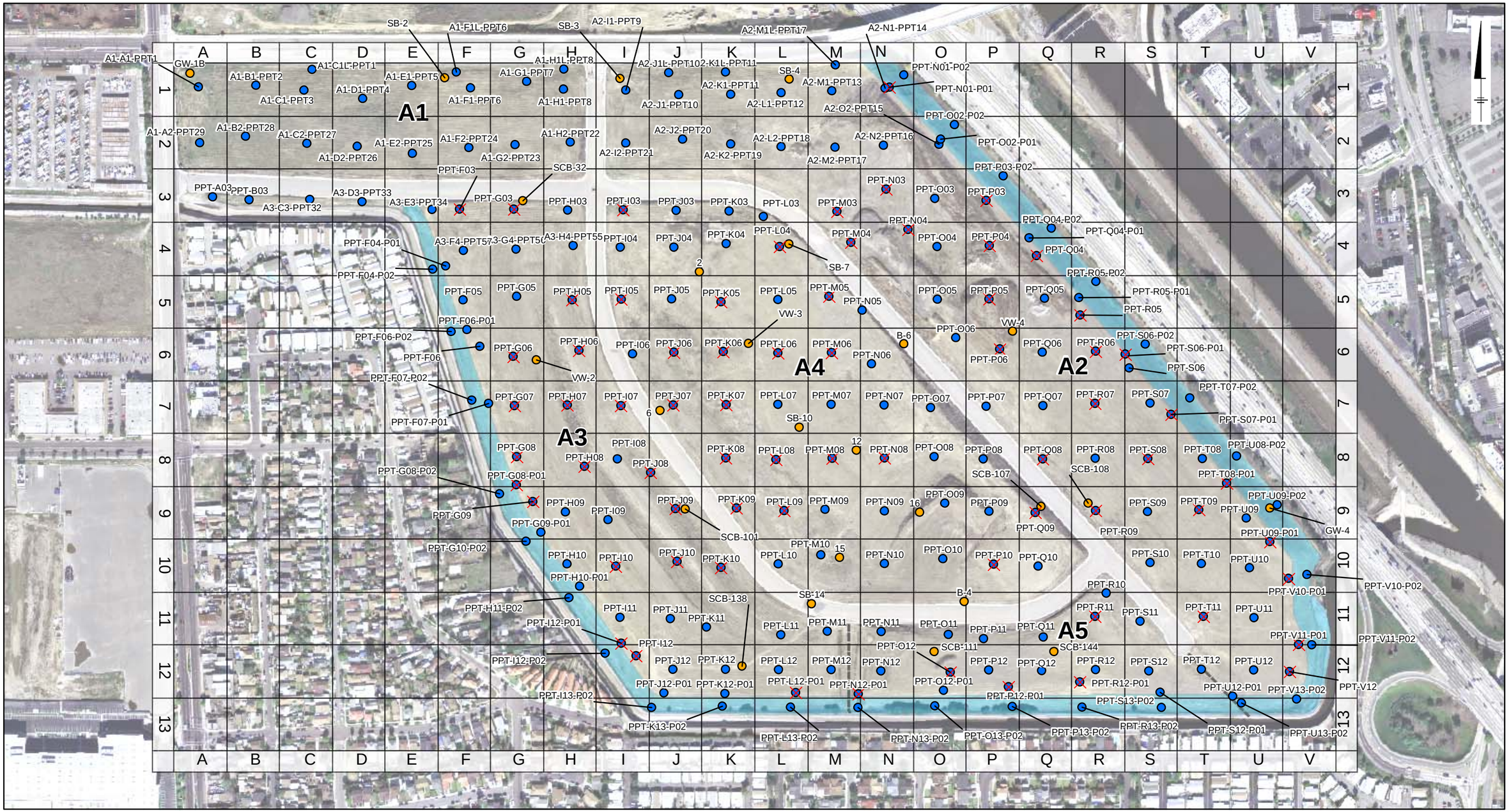

LEGEND:

- PPT SAMPLING LOCATION
- HISTORIC SOIL BORING LOCATION
- APPROXIMATE SLOPE AREA
- REFUSAL ENCOUNTERED

NOTES:

1. GRID SIZE IS 200 X 200 FT.

0 200 400 Feet

GRAPHIC SCALE

CARSON MARKETPLACE
CARSON, CALIFORNIA
PHYSICAL SITE CHARACTERIZATION
TECHNICAL MEMORANDUM

PPT SAMPLING LOCATIONS

ARCADIS

FIGURE
4

WC-85 ME [[SANF-85 EGH] SANF-85 EGH]
Project #12451.001/002
Q:\CarsonMarketplace\Carson-CA\PSC_Report\Mxd\Fig 4 PPT Sampling Locations.mxd - 1/8/2008 @ 10:37:18 AM

ARCADIS

Table 1. Physical Site Characterization Sampling Location and Elevation Summary

Physical Site Characterization Technical Memorandum
Former Cal Compact Landfill
Carson, California

Landfill Cell	PPT ID	Northing (feet)	Easting (feet)	Ground Surface Elevation (feet msl)	Cover Soil Thickness (feet)	Waste Thickness (feet)	Top Waste Elevation (feet msl)	Bottom Waste Elevation (feet msl)	PPT Total Depth (feet bgs)	PPT Total Depth Elevation (feet msl)
A1	A1-A1-PPT1	1766403.6	6476748.9	27.79	7	20	20.79	0.79	50.0	-22.21
	A1-A2-PPT29	1766192.1	6476753.4	31.16	11	33	20.16	-12.84	50.0	-18.84
	A1-B1-PPT2	1766409.5	6476966.9	26.69	10	38	16.69	-21.31	55.0	-28.31
	A1-B2-PPT28	1766216.4	6476927.8	33.33	9	26	24.33	-1.67	50.0	-16.67
	A1-C1-PPT3	1766391.3	6477149.1	26.21	10	25	16.21	-8.79	35.0	-8.79
	A1-C2-PPT27	1766189.8	6477160.3	30.08	8	22	22.08	0.08	53.5	-23.42
	A1-D1-PPT4	1766360.4	6477371.3	24.78	10	14	14.78	0.78	50.0	-25.22
	A1-D2-PPT26	1766178.5	6477351.1	30.67	8	43	22.67	-20.33	51.1	-20.43
	A1-E1-PPT5	1766409.3	6477557.1	26.34	8	30	18.34	-11.66	63.0	-36.66
	A1-E2-PPT25	1766151.6	6477559.7	28.28	10	23	18.28	-4.72	56.7	-28.42
	A1-F1-PPT6	1766399.9	6477779.3	29.97	10	23	19.97	-3.03	50.0	-20.03
	A1-F2-PPT24	1766173.9	6477773.5	29.00	5	27	24.00	-3.00	33.0	-4.00
	A1-G1-PPT7	1766424.4	6477991.8	27.49	10	10	17.49	7.49	57.2	-29.71
	A1-G2-PPT23	1766185.7	6477948.2	29.76	5	28	24.76	-3.24	60.2	-30.44
	A1-H1-PPT8	1766395.4	6478131.4	30.67	10	20	20.67	0.67	63.2	-32.53
	A1-H2-PPT22	1766194.5	6478156.9	39.51	13	27	26.51	-0.49	73.5	-33.99
A2	A2-I1-PPT9	1766392.3	6478368.0	32.62	9	24	23.62	-0.38	48.5	-15.88
	A2-I2-PPT21	1766191.7	6478367.2	31.79	10	20	21.79	1.79	59.2	-27.41
	A2-J1-PPT10	1766374.7	6478567.9	33.52	10	31	23.52	-7.48	53.3	-19.78
	A2-J2-PPT20	1766206.3	6478582.5	34.71	10	40	24.71	-15.29	51.0	-16.29
	A2-K1-PPT11	1766376.0	6478764.8	37.05	10	46	27.05	-18.95	65.7	-28.65
	A2-K2-PPT19	1766187.9	6478765.1	36.06	18	34	18.06	-15.94	65.1	-29.04
	A2-L1-PPT12	1766382.1	6478956.5	39.71	10	30	29.71	-0.29	40.1	-0.39
	A2-L2-PPT18	1766177.8	6478957.5	39.77	3	NM	36.77	NM	3.0	36.77
	A2-M1-PPT13	1766389.2	6479149.0	37.56	12	21	25.56	4.56	58.4	-20.84
	A2-M2-PPT17	1766175.3	6479161.7	37.60	10	28	27.60	-0.40	62.0	-24.40
	A2-N1-PPT14	1766399.4	6479350.7	38.09	10	35	28.09	-6.91	48.0	-9.91
	A2-N2-PPT16	1766182.7	6479344.8	37.55	10	30	27.55	-2.45	60.0	-22.45
	A2-O2-PPT15	1766186.0	6479554.9	37.50	10	35	27.50	-7.50	50.0	-12.50
	PPT-M03	1765933.2	6479168.3	35.70	10	>25	25.70	<0.70	35.0	0.70 REF
	PPT-M04	1765815.5	6479220.5	43.74	14	>25	29.74	<4.74	39.0	4.74 REF
	PPT-N03	1766017.6	6479354.9	37.51	17	>6	20.51	<14.51	19.0	18.51 REF
	PPT-N04	1765865.4	6479437.4	37.58	12	>21	25.58	<4.58	33.0	4.58 REF
	PPT-O03	1765982.4	6479538.6	38.03	9	31	29.03	-1.97	52.0	-13.97
	PPT-O04	1765799.5	6479548.0	36.65	6	33	30.65	-2.35	43.0	-6.35
	PPT-O05	1765600.9	6479548.5	54.23	27	25	27.23	2.23	62.0	-7.77
	PPT-O06	1765454.7	6479618.9	56.14	32	29	24.14	-4.86	61.0	-4.86
	PPT-P03	1765974.4	6479733.0	43.73	9	>33	34.73	<1.73	42.0	1.73 REF
	PPT-P04	1765803.8	6479745.1	40.67	13	>24	27.67	<3.67	37.0	3.67 REF
	PPT-P05	1765601.7	6479744.4	59.73	17	>40	42.73	<2.73	57.0	2.73 REF
	PPT-P06	1765412.9	6479784.4	43.23	13	>22	30.23	<8.23	35.0	8.23 REF
	PPT-P07	1765196.5	6479733.4	33.82	8	0	NA	NA	33.0	0.82
	PPT-Q04	1765766.1	6479923.5	43.23	15	>24	28.23	<4.23	39.0	4.23 REF
	PPT-Q05	1765604.9	6479954.3	39.96	10	29	29.96	0.96	39.0	0.96
	PPT-Q06	1765399.8	6479945.9	39.50	5	34	34.50	0.50	43.0	-3.50
	PPT-Q07	1765199.1	6479948.2	40.58	7	32	33.58	1.58	39.0	1.58
	PPT-Q08	1764997.2	6479947.8	38.43	10	>19	28.43	<9.43	29.0	9.43 REF
	PPT-R05	1765541.0	6480089.5	40.46	8	>21	32.46	<11.46	29.0	11.46 REF
	PPT-R06	1765404.4	6480148.3	41.33	10	>33	31.33	<-1.67	43.0	-1.67 REF
	PPT-R07	1765207.2	6480144.7	41.15	8	>32	33.15	<1.15	40.0	1.15 REF
	PPT-R08	1764999.1	6480146.7	41.84	9	29	32.84	3.84	59.0	-17.16
	PPT-R09	1764800.8	6480147.7	41.20	15	>24	26.20	<2.20	39.0	2.20 REF

Table 1. Physical Site Characterization Sampling Location and Elevation Summary

Physical Site Characterization Technical Memorandum
Former Cal Compact Landfill
Carson, California

Landfill Cell	PPT ID	Northing (feet)	Easting (feet)	Ground Surface Elevation (feet msl)	Cover Soil Thickness (feet)	Waste Thickness (feet)	Top Waste Elevation (feet msl)	Bottom Waste Elevation (feet msl)	PPT Total Depth (feet bgs)	PPT Total Depth Elevation (feet msl)
A2	PPT-S06	1765340.3	6480274.5	42.10	12	30	30.10	0.10	49.0	-6.90
	PPT-S07	1765208.5	6480354.7	47.92	17	34	30.92	-3.08	55.0	-7.08
	PPT-S08	1764997.7	6480345.3	40.89	19	>21	21.89	<0.89	40.0	0.89 REF
	PPT-S09	1764797.7	6480344.3	37.63	14	19	23.63	4.63	49.0	-11.37
	PPT-S10	1764604.5	6480354.4	40.75	13	24	27.75	3.75	47.0	-6.25
	PPT-T08	1764998.5	6480552.3	46.53	17	27	29.53	2.53	56.0	-9.47
	PPT-T09	1764804.7	6480538.8	35.68	5	>18	30.68	<12.68	23.0	12.68 REF
	PPT-T10	1764601.0	6480548.5	36.97	7	35	29.97	-5.03	49.0	-12.03
	PPT-T11	1764401.5	6480556.2	34.22	10	>27	24.22	<-2.78	37.0	-2.78 REF
	PPT-U09	1764773.6	6480718.7	47.09	17	35	30.09	-4.91	59.0	-11.91
	PPT-U10	1764584.6	6480730.7	34.11	15	15	19.11	4.11	30.0	4.11
	PPT-U11	1764396.5	6480747.9	33.77	6	31	27.77	-3.23	42.0	-8.23
	PPT-U12	1764197.8	6480746.4	31.02	13	12	18.02	6.02	35.0	-3.98
	PPT-V12	1764192.0	6480882.5	30.91	10	>1	20.91	<19.91	11.0	19.91 REF
A3	A3-C3-PPT32	1765978.4	6477171.0	25.51	15	32	10.51	-21.49	60.0	-34.49
	A3-D3-PPT33	1765970.1	6477369.0	23.62	8	33	15.62	-17.38	50.3	-26.68
	A3-E3-PPT34	1765940.6	6477634.7	29.01	10	25	19.01	-5.99	51.9	-22.89
	A3-F4-PPT57	1765785.3	6477753.1	31.28	10	28	21.28	-6.72	52.6	-21.32
	A3-G4-PPT56	1765789.7	6477952.2	28.40	10	23	18.40	-4.60	50.0	-21.60
	A3-H4-PPT55	1765803.1	6478168.7	30.24	8	39	22.24	-16.76	60.1	-29.86
	PPT-A03	1765988.9	6476803.0	24.50	6	0	NA	NA	25.0	-0.50
	PPT-B03	1765977.2	6476940.3	24.69	4	0	NA	NA	43.0	-18.31
	PPT-F03	1765942.4	6477738.4	30.39	10	>15	20.39	<5.39	25.0	5.39 REF
	PPT-F05	1765597.8	6477752.1	32.82	8	35	24.82	-10.18	46.0	-13.18
	PPT-F06	1765422.2	6477814.8	34.66	10	39	24.66	-14.34	55.0	-20.34
	PPT-G03	1765941.6	6477942.9	30.22	10	>33	20.22	<-12.78	43.0	-12.78 REF
	PPT-G05	1765611.3	6477954.7	26.55	16	45	10.55	-34.45	69.0	-42.45
	PPT-G06	1765384.0	6477940.8	35.02	12	>33	23.02	<-9.98	45.0	-9.98 REF
	PPT-G07	1765198.4	6477945.4	36.25	10	>15	26.25	<11.25	25.0	11.25 REF
	PPT-G08	1765005.8	6477954.7	37.96	9	>33	28.96	<-4.04	42.0	-4.04 REF
	PPT-G09	1764835.4	6478015.0	35.92	19	>29	16.92	<-12.08	48.0	-12.08 REF
	PPT-H03	1765937.9	6478147.4	31.01	8	29	23.01	-5.99	39.0	-7.99
	PPT-H05	1765597.8	6478165.1	27.73	8	>30	19.73	<-10.27	38.0	-10.27 REF
	PPT-H06	1765407.1	6478190.5	33.50	8	>25	25.50	<0.50	33.0	0.50 REF
	PPT-H07	1765200.9	6478146.6	19.67	9	>36	10.67	<-25.33	45.0	-25.33 REF
	PPT-H08	1764968.2	6478210.7	29.80	5	>29	24.80	<-4.20	34.0	-4.20 REF
	PPT-H09	1764796.5	6478138.5	34.89	15	47	19.89	-27.11	62.0	-27.11
	PPT-H10	1764599.2	6478145.6	35.33	19	41	16.33	-24.67	68.0	-32.67
	PPT-I07	1765198.7	6478349.7	29.50	6	>27	23.50	<-3.50	33.0	-3.50 REF
	PPT-I08	1764996.5	6478336.5	30.67	6	24	24.67	0.67	38.0	-7.33
	PPT-I09	1764766.6	6478301.0	33.35	5	53	28.35	-24.65	58.0	-24.65
	PPT-I10	1764590.5	6478330.2	37.35	15	>10	22.35	<12.35	25.0	12.35 REF
	PPT-I11	1764397.8	6478345.8	40.44	17	24	23.44	-0.56	49.0	-8.56
	PPT-I12	1764252.7	6478407.1	38.45	12	>24	26.45	<2.45	36.0	2.45 REF
	PPT-J08	1764945.1	6478462.3	22.08	15	>29	7.08	<-21.92	43.0	-20.92 REF
	PPT-J09	1764808.3	6478555.6	22.20	17	>17	5.20	<-11.80	35.0	-12.80 REF
	PPT-J10	1764609.1	6478561.5	26.71	15	>22	11.71	<-10.29	37.0	-10.29 REF
	PPT-J11	1764392.8	6478536.9	37.74	15	21	22.74	1.74	36.0	1.74
	PPT-J12	1764200.5	6478546.3	39.23	12	40	27.23	-12.77	59.0	-19.77
	PPT-K10	1764585.4	6478728.7	23.27	13	>33	10.27	<-22.73	46.0	-22.73 REF
	PPT-K11	1764360.9	6478673.6	36.36	7	23	29.36	6.36	31.0	5.36
	PPT-K12	1764200.5	6478745.0	34.29	18	14	16.29	2.29	45.0	-10.71

Table 1. Physical Site Characterization Sampling Location and Elevation Summary

Physical Site Characterization Technical Memorandum
Former Cal Compact Landfill
Carson, California

Landfill Cell	PPT ID	Northing (feet)	Easting (feet)	Ground Surface Elevation (feet msl)	Cover Soil Thickness (feet)	Waste Thickness (feet)	Top Waste Elevation (feet msl)	Bottom Waste Elevation (feet msl)	PPT Total Depth (feet bgs)	PPT Total Depth Elevation (feet msl)
A3	PPT-L11	1764331.2	6478956.1	30.28	10	13	20.28	7.28	33.0	-2.72
	PPT-L12	1764199.2	6478946.9	32.89	7	23	25.89	2.89	36.0	-3.11
	PPT-M11	1764345.5	6479132.0	31.74	9	24	22.74	-1.26	39.0	-7.26
	PPT-M12	1764199.8	6479146.4	30.43	5	20	25.43	5.43	68.0	-37.57
A4	PPT-I03	1765939.1	6478357.7	34.26	6	>14	28.26	<14.26	20.0	14.26 REF
	PPT-I04	1765797.1	6478346.8	32.65	5	21	27.65	6.65	31.0	1.65
	PPT-I05	1765601.2	6478351.2	31.13	5	>12	26.13	<14.13	17.0	14.13 REF
	PPT-I06	1765393.5	6478393.0	30.95	21	17	9.95	-7.05	49.0	-18.05
	PPT-J03	1765937.1	6478558.8	33.97	8	27	25.97	-1.03	48.0	-14.03
	PPT-J04	1765797.8	6478549.9	34.03	6	39	28.03	-10.97	63.0	-28.97
	PPT-J05	1765602.4	6478541.6	33.28	11	14	22.28	8.28	26.0	7.28
	PPT-J06	1765399.7	6478550.4	32.91	7	>49	25.91	<-23.10	56.0	-23.10 REF
	PPT-J07	1765201.1	6478546.9	31.66	10	>31	21.66	<-9.34	41.0	-9.34 REF
	PPT-K03	1765934.6	6478758.8	31.93	5	25	26.93	1.93	35.0	-3.07
	PPT-K04	1765811.1	6478748.3	34.03	14	16	20.03	4.03	35.0	-0.97
	PPT-K05	1765591.4	6478728.3	35.53	5	>27	30.53	<3.53	32.0	3.53 REF
	PPT-K06	1765402.5	6478736.8	33.96	8	>31	25.96	<-5.04	39.0	-5.04 REF
	PPT-K07	1765202.6	6478747.3	34.65	16	>17	18.65	<1.65	33.0	1.65 REF
	PPT-K08	1765000.0	6478746.5	31.12	7	>39	24.12	<-14.88	46.0	-14.88 REF
	PPT-K09	1764811.2	6478787.6	29.73	9	>23	20.73	<-2.27	32.0	-2.27 REF
	PPT-L03	1765913.5	6478889.3	32.30	7	8	25.30	17.30	23.0	9.30
	PPT-L04	1765800.1	6478951.4	34.22	10	>25	24.22	<-0.78	35.0	-0.78 REF
	PPT-L05	1765599.2	6478944.8	39.18	5	31	34.18	3.18	41.0	-1.82
	PPT-L06	1765397.8	6478944.6	37.85	6	>28	31.85	<3.85	34.0	3.85 REF
	PPT-L07	1765203.5	6478945.2	37.66	8	28	29.66	1.66	38.0	-0.34
	PPT-L08	1764994.6	6478937.2	32.56	8	>28	24.56	<-3.44	36.0	-3.44 REF
	PPT-L09	1764801.3	6478967.7	33.24	5	>32	28.24	<-3.76	37.0	-3.76 REF
	PPT-L10	1764599.1	6478945.4	28.63	6	16	22.63	6.63	26.0	2.63
	PPT-M05	1765611.1	6479138.0	36.84	7	>28	29.84	<1.84	35.0	1.84 REF
	PPT-M06	1765398.5	6479147.5	39.78	10	>23	29.78	<6.78	33.0	6.78 REF
	PPT-M07	1765203.4	6479146.8	39.86	8	32	31.86	-0.14	55.0	-15.14
	PPT-M08	1764999.6	6479149.9	37.59	15	>5	22.59	<17.59	20.0	17.59 REF
	PPT-M09	1764805.5	6479123.5	27.62	5	35	22.62	-12.38	40.0	-12.38
	PPT-M10	1764633.9	6479107.8	29.09	17	27	12.09	-14.91	51.0	-21.91
	PPT-N05	1765559.6	6479263.7	38.71	9	10	29.71	19.71	26.0	12.71
	PPT-N06	1765356.6	6479298.7	40.61	10	23	30.61	7.61	33.0	7.61
	PPT-N07	1765201.1	6479347.3	44.24	15	20	29.24	9.24	35.0	9.24
	PPT-N08	1765000.2	6479348.4	43.67	19	>12	24.67	<12.67	31.0	12.67 REF
	PPT-N09	1764800.0	6479348.3	39.20	15	10	24.20	14.20	32.0	7.20
	PPT-N10	1764600.4	6479348.2	35.72	11	37	24.72	-12.28	59.0	-23.28
	PPT-O07	1765191.6	6479523.6	50.85	20	28	30.85	2.85	60.0	-9.15
	PPT-O08	1765005.8	6479536.4	40.59	12	28	28.59	0.59	40.0	0.59
	PPT-O09	1764829.4	6479576.9	56.53	26	12	30.53	18.53	38.0	18.53
	PPT-O10	1764619.6	6479569.7	41.18	15	36	26.18	-9.82	55.0	-13.82
	PPT-P08	1764996.8	6479721.9	55.41	26	28	29.41	1.41	56.0	-0.59
	PPT-P09	1764798.5	6479744.6	52.54	25	24	27.54	3.54	50.0	2.54
	PPT-P10	1764598.6	6479761.7	44.10	14	>27	30.10	<3.10	49.0	-4.90 REF
	PPT-Q09	1764794.4	6479918.7	47.70	17	>14	30.70	<16.70	32.0	15.70 REF
	PPT-Q10	1764590.9	6479930.2	43.94	14	16	29.94	13.94	49.0	-5.06
A5	PPT-N11	1764344.1	6479336.1	37.49	12	16	25.49	9.49	36.0	1.49
	PPT-N12	1764194.1	6479334.8	42.75	24	24	18.75	-5.25	53.0	-10.25
	PPT-O11	1764333.2	6479590.3	37.70	7	34	30.70	-3.30	48.0	-10.30

Table 1. Physical Site Characterization Sampling Location and Elevation Summary

Physical Site Characterization Technical Memorandum
Former Cal Compact Landfill
Carson, California

Landfill Cell	PPT ID	Northing (feet)	Easting (feet)	Ground Surface Elevation (feet msl)	Cover Soil Thickness (feet)	Waste Thickness (feet)	Top Waste Elevation (feet msl)	Bottom Waste Elevation (feet msl)	PPT Total Depth (feet bgs)	PPT Total Depth Elevation (feet msl)
A5	PPT-O12	1764190.2	6479598.2	37.28	14	>30	23.28	<-6.72	44.0	-6.72 REF
	PPT-P11	1764316.9	6479723.4	36.66	10	32	26.66	-5.34	55.0	-18.34
	PPT-P12	1764198.0	6479743.3	40.08	10	25	30.08	5.08	43.0	-2.92
	PPT-Q11	1764323.4	6479949.4	43.43	26	31	17.43	-13.57	57.0	-13.57
	PPT-Q12	1764196.1	6479943.4	44.32	28	30	16.32	-13.68	65.0	-20.68
	PPT-R10	1764488.8	6480188.0	37.75	13	21	24.75	3.75	43.0	-5.25
	PPT-R11	1764401.4	6480145.3	36.71	10	>20	26.71	<6.71	30.0	6.71 REF
	PPT-R12	1764199.4	6480147.6	43.46	17	27	26.46	-0.54	49.0	-5.54
	PPT-S11	1764382.8	6480316.9	32.31	6	20	26.31	6.31	33.0	-0.69
	PPT-S12	1764195.0	6480349.4	28.90	7	21	21.90	0.90	35.0	-6.10
	PPT-T12	1764201.1	6480549.3	24.39	30	0	NA	NA	30.0	-5.61
Limits of Waste - PPT	A1-C1L-PPT1	1766469.6	6477179.4	24.24	5	21	19.24	-1.76	36.1	-11.86
	A1-F1L-PPT6	1766459.7	6477726.4	27.40	12	18	15.40	-2.60	30.0	-2.60
	A1-H1L-PPT8	1766471.3	6478132.4	28.13	6	0	NA	NA	35.0	-6.87
	A2-J1L-PPT10	1766458.1	6478529.7	29.89	5	25	24.89	-0.11	35.0	-5.11
	A2-K1L-PPT11	1766460.4	6478745.0	35.28	30	0	NA	NA	30.0	5.28
	A2-M1L-PPT17	1766487.0	6479162.2	40.06	30	0	NA	NA	30.0	10.06
	PPT-F04-P01	1765726.7	6477685.6	31.38	15	34	16.38	-17.62	49.0	-17.62
	PPT-F04-P02	1765714.4	6477636.9	19.55	4	0	NA	NA	25.0	-5.45
	PPT-F06-P01	1765486.4	6477766.7	34.89	15	35	19.89	-15.11	54.0	-19.11
	PPT-F06-P02	1765478.2	6477706.4	18.56	4	0	NA	NA	25.0	-6.44
	PPT-F07-P01	1765206.8	6477848.2	35.94	10	37	25.94	-11.06	54.0	-18.06
	PPT-F07-P02	1765219.1	6477784.7	17.96	10	0	NA	NA	40.0	-22.04
	PPT-G08-P01	1764899.6	6477953.2	37.49	7	>38	30.49	<-7.51	45.0	-7.51 REF
	PPT-G08-P02	1764865.0	6477889.1	19.00	4	0	NA	NA	25.0	-6.00
	PPT-G09-P01	1764719.4	6478046.6	33.05	10	46	23.05	-22.95	72.0	-38.95
	PPT-G10-P02	1764685.2	6477990.3	18.96	4	0	NA	NA	25.0	-6.04
	PPT-H10-P01	1764515.1	6478193.3	36.62	12	25	24.62	-0.38	39.0	-2.38
	PPT-H11-P02	1764472.1	6478152.6	20.03	4	0	NA	NA	25.0	-4.97
	PPT-I12-P01	1764299.3	6478350.3	39.01	12	>16	27.01	<11.01	28.0	11.01 REF
	PPT-I12-P02	1764262.4	6478290.0	18.58	4	0	NA	NA	25.0	-6.42
	PPT-I13-P02	1764056.5	6478464.9	19.08	3	0	NA	NA	25.0	-5.92
	PPT-J12-P01	1764111.6	6478511.4	34.59	5	42	29.59	-12.41	51.0	-16.41
	PPT-K12-P01	1764109.2	6478743.0	33.46	14	26	19.46	-6.54	45.0	-11.54
	PPT-K13-P02	1764061.9	6478733.7	19.15	4	0	NA	NA	25.0	-5.85
	PPT-L12-P01	1764113.2	6479012.3	33.37	12	>22	21.37	<-0.63	34.0	-0.63 REF
	PPT-L13-P02	1764057.7	6478992.6	17.70	4	0	NA	NA	25.0	-7.30
	PPT-N01-P01	1766403.1	6479366.5	37.57	9	>27	28.57	<1.57	36.0	1.57 REF
	PPT-N01-P02	1766449.1	6479421.8	15.52	8	4	7.52	3.52	21.0	-5.48
	PPT-N12-P01	1764108.0	6479248.6	30.39	5	12	25.39	13.39	17.0	13.39
	PPT-N13-P02	1764056.6	6479248.0	18.38	6	0	NA	NA	40.0	-21.62
	PPT-O02-P01	1766205.4	6479560.4	40.60	10	32	30.60	-1.40	45.0	-4.40
	PPT-O02-P02	1766261.1	6479613.4	16.05	9	3	7.05	4.05	18.0	-1.95
	PPT-O12-P01	1764120.8	6479571.8	36.29	12	26	24.29	-1.71	38.0	-1.71
	PPT-O13-P02	1764063.1	6479539.1	17.94	4	0	NA	NA	40.0	-22.06
	PPT-P03-P02	1766067.3	6479798.5	16.38	10	0	NA	NA	18.0	-1.62
	PPT-P12-P01	1764135.4	6479817.3	41.27	17	>13	24.27	<11.27	30.0	11.27 REF
	PPT-P13-P02	1764059.9	6479832.2	17.33	12	0	NA	NA	40.0	-22.67
	PPT-Q04-P01	1765833.0	6479896.0	43.18	12	31	31.18	0.18	57.0	-13.82
	PPT-Q04-P02	1765869.6	6479979.8	15.39	6	0	NA	NA	21.0	-5.61
	PPT-R05-P01	1765606.3	6480084.7	40.34	13	28	27.34	-0.66	48.0	-7.66
	PPT-R05-P02	1765667.8	6480149.0	15.89	9	0	NA	NA	20.0	-4.11

Table 1. Physical Site Characterization Sampling Location and Elevation Summary

Physical Site Characterization Technical Memorandum
Former Cal Compact Landfill
Carson, California

Landfill Cell	PPT ID	Northing (feet)	Easting (feet)	Ground Surface Elevation (feet msl)	Cover Soil Thickness (feet)	Waste Thickness (feet)	Top Waste Elevation (feet msl)	Bottom Waste Elevation (feet msl)	PPT Total Depth (feet bgs)	PPT Total Depth Elevation (feet msl)
Limits of Waste - PPT	PPT-R12-P01	1764153.2	6480088.5	44.98	18	>7	26.98	<19.98	25.0	19.98 REF
	PPT-R13-P02	1764058.4	6480095.9	18.97	5	0	NA	NA	40.0	-21.03
	PPT-S06-P01	1765392.3	6480259.9	42.13	11	>10	31.13	<21.13	21.0	21.13 REF
	PPT-S06-P02	1765430.3	6480336.5	16.08	5	0	NA	NA	25.0	-8.92
	PPT-S07-P01	1765166.0	6480434.4	46.03	16	>25	30.03	<5.03	41.0	5.03 REF
	PPT-S12-P01	1764114.0	6480392.5	28.14	5	18	23.14	5.14	23.0	5.14
	PPT-S13-P02	1764056.7	6480397.6	18.01	2	0	NA	NA	40.0	-21.99
	PPT-T07-P02	1765227.8	6480504.2	16.61	5	0	NA	NA	23.0	-6.39
	PPT-T08-P01	1764905.6	6480643.6	45.48	13	>24	32.48	<8.48	37.0	8.48 REF
	PPT-U08-P02	1765008.3	6480681.9	17.04	7	11	10.04	-0.96	33.0	-15.96
	PPT-U09-P01	1764683.7	6480808.3	48.89	22	>25	26.89	<1.89	47.0	1.89 REF
	PPT-U09-P02	1764823.2	6480836.2	17.55	9	4	8.55	4.55	22.0	-4.45
	PPT-U12-P01	1764099.2	6480667.7	24.48	8	0	NA	NA	30.0	-5.52
	PPT-U13-P02	1764073.6	6480700.2	21.82	8	0	NA	NA	40.0	-18.18
	PPT-V10-P01	1764544.4	6480878.4	37.42	7	>21	30.42	<9.42	28.0	9.42 REF
	PPT-V10-P02	1764559.0	6480948.2	19.26	6	0	NA	NA	40.0	-20.74
	PPT-V11-P01	1764295.1	6480916.5	30.15	12	>14	18.15	<4.15	26.0	4.15 REF
	PPT-V11-P02	1764294.1	6480967.2	20.97	4	0	NA	NA	40.0	-19.03
	PPT-V13-P02	1764088.9	6480909.6	21.95	4	0	NA	NA	40.0	-18.05
Limits of Waste - Geo probe	SBN01-2T1	1766521.4	6479378.3	NS	>15	0.0	NM	NM	15.0	NM
	SBN01-2T2	1766496.2	6479380.6	NS	9.8	7.2	NM	NM	20.0	NM
	SBN01-T1	1766463.0	6479438.4	NS	>20	0.0	NM	NM	20.0	NM
	SBN01-T2	1766460.0	6479433.8	NS	5.0	0.3	NM	NM	10.0	NM
	SBO02-T1	1766275.7	6479629.8	NS	>20	0.0	NM	NM	20.0	NM
	SBO02-T2	1766272.9	6479625.2	NS	6.5	0.2	NM	NM	10.0	NM
	SBP03-T1	1766081.8	6479815.1	NS	>20	0.0	NM	NM	20.0	NM
	SBP03-T2	1766075.9	6479810.3	NS	5.3	0.2	NM	NM	10.0	NM
	SBQ04-T1	1765882.6	6479997.5	NS	>20	0.0	NM	NM	20.0	NM
	SBQ04-T2	1765880.0	6479991.9	NS	6.0	0.3	NM	NM	10.0	NM
	SBR05-T1	1765682.0	6480170.7	NS	>20	0.0	NM	NM	20.0	NM
	SBR05-T2	1765676.3	6480164.9	NS	6.8	1.7	NM	NM	15.0	NM
	SBS06-T1	1765447.7	6480360.3	NS	>20.5	0.0	NM	NM	20.5	NM
	SBS06-T2	1765442.8	6480353.7	NS	8.5	2.0	NM	NM	15.5	NM
	SBT07-T1	1765242.8	6480525.8	NS	>20.5	0.0	NM	NM	20.5	NM
	SBT07-T2	1765236.4	6480519.8	NS	9.0	2.3	NM	NM	15.5	NM
	SBU08-T1	1765025.1	6480703.6	NS	>20.5	0.0	NM	NM	20.5	NM
	SBU08-T2	1765018.4	6480695.9	NS	8.5	1.5	NM	NM	13.0	NM
	SBU09-T1	1764830.9	6480844.6	NS	9.0	>0.5	NM	NM	10.5	NM
	SBU09-T2	1764837.3	6480848.1	NS	>15.5	0.0	NM	NM	15.5	NM
	SBU09-T3	1764841.7	6480851.6	NS	9.0	>1.5	NM	NM	10.5	NM
	SBV09-T1	1764695.3	6480938.5	NS	10.5	ND	NM	NM	10.5	NM
	SBV09-T2	1764696.4	6480944.5	NS	10.0	>0.5	NM	NM	10.5	NM
	SBV09-T2a*	1764695.3	6480946.6	NS	9.5	1.5	NM	NM	15.0	NM
	SBV09-T3	1764697.9	6480952.4	NS	10.0	1.5	NM	NM	18.0	NM
	SBV09-T4	1764701.4	6480956.6	NS	5.0	0.3	NM	NM	15.5	NM
	SBV10-T1	1764636.7	6480975.7	NS	5.5	ND	NM	NM	5.5	NM
	SBV10-T1a	1764636.0	6480975.6	NS	5.5	0.5	NM	NM	10.0	NM
	SBV10-T2	1764635.6	6480984.2	NS	6.0	1.0	NM	NM	10.5	NM
	SBV10-T3	1764636.7	6480993.7	NS	10.0	0.1	NM	NM	15.0	NM
	SBV10-T4	1764602.7	6480993.3	NS	>20	0.0	NM	NM	20.0	NM
	SBV10-2T1*	1764559.1	6480950.4	NS	>20.5	0.0	NM	NM	20.5	NM

Table 1. Physical Site Characterization Sampling Location and Elevation Summary

Physical Site Characterization Technical Memorandum
Former Cal Compact Landfill
Carson, California

Landfill Cell	PPT ID	Northing (feet)	Easting (feet)	Ground Surface Elevation (feet msl)	Cover Soil Thickness (feet)	Waste Thickness (feet)	Top Waste Elevation (feet msl)	Bottom Waste Elevation (feet msl)	PPT Total Depth (feet bgs)	PPT Total Depth Elevation (feet msl)
Historical Boring Data	GW-1B[1]	1766455.8	6476717.2	21.7	0.0	0.0	NA	NA	51.00	-29.30
	GW-4[1]	1764811.3	6480808.2	15.8	5.5	6.5	10.30	3.80	51.5	-35.7
	WSB-2[1]	1766438.5	6477682.2	27.6	8.5	>26.5	19.10	<-7.4	35.0	-7.4
	WSB-3[1]	1766435.7	6478345.8	28.6	5.0	37.0	23.60	-13.40	45.0	-16.4
	WSB-4[1]	1766432.8	6478987.7	34.1	10.0	27.0	24.10	-2.90	40.0	-5.9
	WSB-7[1]	1765809.6	6478986.3	32.0	3.0	>34.0	29.00	<-5.0	37.0	-5.0
	WSB-10[1]	1765117.2	6479025.2	37.2	7.0	>33.0	30.20	<-2.8	40.0	-2.8
	WSB-14[1]	1764449.3	6479071.4	28.5	15.0	21.0	13.50	-7.50	40.0	-11.5
	VW-2[1]	1765371.1	6478028.4	30.1	5.0	67.0	25.10	-41.90	78.0	-47.9
	VW-3[1]	1765433.1	6478831.9	34.3	10.0	43.0	24.30	-18.70	58.0	-23.7
	VW-4[1]	1765479.2	6479833.1	37.6	7.0	40.0	30.60	-9.40	52.0	-14.4
	B-4[2]	1764457.9	6479649.9	NM	5.0	0.0	NA	NA	30.0	NM
	B-6[2]	1765431.6	6479421.9	NM	1.0	0.0	NA	NA	50.0	NM
	SCB-32[3]	1765974.0	6477978.0	27.7	10.5	>4.0	17.20	<13.2	14.5	13.2
	SCB-101[3]	1764807.0	6478592.5	21.5	19.0	>4.5	2.50	<-2.0	23.5	-2.0
	SCB-107[3]	1764817.1	6479941.3	44.3	22.0	>4.5	22.30	<17.8	26.5	17.8
	SCB-108[3]	1764828.7	6480120.1	38.3	14.0	>5.0	24.30	<19.3	19.0	19.3
	SCB-111[3]	1764267.5	6479535.9	43.4	19.0	>3.5	24.40	<20.9	22.5	20.9
	SCB-138[3]	1764212.7	6478807.4	32.0	18.0	>6.5	14.00	<7.5	24.5	7.5
	SCB-144[3]	1764267.5	6479990.3	41.7	27.0	>6.3	14.70	<8.4	33.3	8.4
	2 [4]	1765704.3	6478645.9	34.0	3.0	47.5	31.00	-16.50	129.0	-95.0
	6 [4]	1765180.6	6478497.3	35.0	8.0	54.0	27.00	-27.00	130.0	-95.0
	12 [4]	1765029.2	6479241.6	44.0	17.0	48.0	27.00	-21.00	129.0	-85.0
	15 [4]	1764623.8	6479178.2	27.0	4.0	>3.0	23.00	<20.0	7.0	20.0
	16 [4]	1764795.5	6479481.1	40.0	20.5	39.5	19.50	-20.00	130.0	-90.0

Notes:

1. McClaren / Hart, *Reivised Integrated Remedial Investigation Report: Cal Compact Landfill.* 1991 and 1992
2. Western Laboratories, *Geotechnical Engineering Report: Proposed Commerical Development Northeast Corner Of Main Street & Del Amo Boulevard West Of The San Diego (405) Freeway.* 1996
3. Woodward-Clyde Consultants, *Deep Dynamic Compaction Test Data Report.* 1995
4. Law / Crandall, *Report Of Geotechnical Investigation and Pile Loading Testing L.A. Metromall.* 1996
5. bgs - Below ground surface
6. msl - Mean sea level
7. NA - Not applicable
8. ND - Waste thickness not determined; Geoprobe advanced to top of waste only at this location
9. NM - Not measured
10. NS - Not surveyed; location surveyed using handheld GPS unit. No land survey conducted
11. REF - Refusal was encountered at depth listed
12. The O2 location coordinates are estimated using Arch GIS (not land surveyor data)
13. There was refusal in cover soil at location A2-L2-PPT18
14. PPT-G08-P02 taken in cell G09 due to field conditions
15. PPT-I13-P02 taken in cell J13 due to field conditions
16. * Estimated GPS coordinates from field notes

ARCADIS

Table 2A. PPT Boring Data

Physical Site Characterization Technical Memorandum
Former Cal Compact Landfill
Carson, California

Landfill Cell	PPT ID	Cover Soil Thickness (feet)	Waste Thickness (feet)	Relative Density of Waste (tsf)	Depth Range of Detected Gas (feet bgs)	Gas Pressure (psi)	Depth Range(s) of Detected Liquid (feet bgs)	PPT Total Depth (feet bgs)
A1	A1-A1-PPT1	7	20	25	22-27	10	15-22	50.0
	A1-A2-PPT29	11	33	50	19-45	3	44-50	50.0
	A1-B1-PPT2	10	38	25	1-48	20	16-55	55.0
	PPT-A1-B1-PPT2-HP01	13	33	10	18-38	6	38-48	49.0
	A1-B2-PPT28	9	26	50	9-29	5	22-35	50.0
	A1-C1-PPT3	10	25	30	23-35	14	19-35	35.0
	A1-C2-PPT27	8	22	30	0	0	30-53	53.5
	A1-D1-PPT4	10	14	30-150	0	0	24-50	50.0
	A1-D2-PPT26	8	43	25	24-40	4	38-45	51.1
	PPT-A1-D2-PPT26-HP01	13	>29	10	3-42	2-10	0	42.0 REF
	A1-E1-PPT5	8	30	50	30-38	2	28-30	63.0
	A1-E2-PPT25	10	23	40	0	0	33-56	56.7
	PPT-A1-E2-PPT25-HP01	9	>23	30	2-32	1-5	0	32.0 REF
	A1-F1-PPT6	10	23	40	0	0	33-50	50.0
	A1-F2-PPT24	5	27	50-75	0	0	0.0	33.0
	A1-G1-PPT7	10	10	25	11	7	20-57	57.2
	PPT-A1-G1-PPT7-HP01	8	17	20-50	1-28	3-15	28-56	56.0
	A1-G2-PPT23	5	28	50-75	0	0	50-60	60.2
	A1-H1-PPT8	10	20	40	0	0	30-63	63.2
	A1-H2-PPT22	13	27	50-75	21-40	8	40-73	73.5
A2	A2-I1-PPT9	9	24	50	16-22	4	22-28	48.5
	PPT-A2-I1-PPT9-HP01	6	27	20	24-43	2-8	51-55	55.0
	A2-I2-PPT21	10	20	20	15-51	6.6	0	59.2
	A2-J1-PPT10	10	31	5-30	22-37	15	41-53	53.3
	A2-J2-PPT20	10	40	10-25	22-51	30	0	51.0
	A2-K1-PPT11	10	46	50-75	7-33	8	56-65	65.7
	A2-K2-PPT19	18	34	20	32-52	5	52-65	65.1
	A2-L1-PPT12	10	30	50	8-40	15	0	40.1
	A2-L2-PPT18	>3	NM	NM	NM	NM	NM	3.0 REF
	A2-M1-PPT13	12	21	50	0	0	38-58	58.4
	A2-M2-PPT17	10	28	50	13-40	1	50-62	62.0
	PPT-A2-M2-PPT16-HP01[4]	8	29	50	3-37	1-4	37-59	59.0
	A2-N1-PPT14	10	35	50-75	16-22	15	45-48	48.0
	A2-N2-PPT16	10	30	50-75	0	0	40-60	60.0
	A2-O2-PPT15	10	35	50-75	25-45	28	0	50.0
	PPT-M03	10	>25	20-75	3-35	4	0	35.0 REF
	PPT-M04	14	>25	20-75	6-29	4	0	39.0 REF
	PPT-N03	17	>6	75	3-16	3	0	19.0 REF
	PPT-N04	12	>21	10-60	8-17	8	0	33.0 REF
	PPT-O03	9	31	20-75	30-46	2	0	52.0
	PPT-O04	6	33	30-75	13-33	2-4	0	43.0
	PPT-O04-HP01	9	30	40	7-38	2-15	38-69	69.0
	PPT-O05	27	25	20-100	30-62	3	0	62.0
	PPT-O06	32	29	20-120	32-61	1-2	0	61.0
	PPT-P03	9	>33	20-30	30-42	2	0	42.0 REF
	PPT-P04	13	>24	20-75	3-15	2	0	37.0 REF
	PPT-P05	17	>40	20-75	3-57	2	0	57.0 REF
	PPT-P06	13	>22	20-75	17-33	7	0	35.0 REF
	PPT-P07	8	0	0	15-33	3	0	33.0
	PPT-Q04	15	>24	20-50	0	0	0	39.0 REF
	PPT-Q05	10	29	20-100	7-39	1-42	0	39.0
	PPT-Q06	5	34	30-100	30-43	2-6	0	43.0
	PPT-Q06-HP01	15	23	40	5-46	1-5	46-59	60.0
	PPT-Q07	7	32	10-40	0	0	0	39.0
	PPT-Q08	10	>19	10-50	0	0	0	29.0 REF
	PPT-R05	8	>21	10-50	0	0	0	29.0 REF
	PPT-R06	10	>33	10-50	35-43	1	0	43.0 REF

Table 2A. PPT Boring Data

Physical Site Characterization Technical Memorandum
Former Cal Compact Landfill
Carson, California

Landfill Cell	PPT ID	Cover Soil Thickness (feet)	Waste Thickness (feet)	Relative Density of Waste (tsf)	Depth Range of Detected Gas (feet bgs)	Gas Pressure (psi)	Depth Range(s) of Detected Liquid (feet bgs)	PPT Total Depth (feet bgs)
A2	PPT-R07	8	>32	20-100	5-40	1-6	0	40.0 REF
	PPT-R08	9	29	30-50	10-15	4	0	59.0
	PPT-R09	15	>24	20-100	23-39	2	0	39.0 REF
	PPT-S06	12	30	20-100	9-44	3	0	49.0
	PPT-S07	17	34	20-100	30-50	2	0	55.0
	PPT-S08	19	>21	20-100	8-40	3	0	40.0 REF
	PPT-S09	14	19	50	28-33	3	0	49.0
	PPT-S09-HP01	5	27	20-50	5-45	2-5	45-68	68.0
	PPT-S10	13	24	50	0	0	0	47.0
	PPT-T08	17	27	75	23-47	5	0	56.0
	PPT-T09	5	>18	10-75	8-15	13	0	23.0 REF
	PPT-T10	7	35	75	20-49	2-7	0	49.0
	PPT-T11	10	>27	50	27-37	1	0	37.0 REF
	PPT-U09	17	35	75	29-31	8	0	59.0
	PPT-U10	15	15	75-150	0	0	0	30.0
	PPT-U11	6	31	75	17-42	2	0	42.0
	PPT-U12	13	12	50	5-25	3	0	35.0
	PPT-U12-HP01	11	14	10-30	4-12	1-3	28-62	62.0
	PPT-V12	10	>1	75	0	0	0	11.0 REF
A3	A3-C3-PPT32	15	32	10	0	0	15-60	60.0
	PPT-A3-C3-PPT32-HP01	16	0	0	3-10	3	10-20 20-35	35.0
	A3-D3-PPT33	8	33	10	0	0	22-41	50.3
	PPT-A3-D3-PPT33-HP01	12	0	0	10-18	1-5	22-47	47.0
	A3-E3-PPT34	10	25	10-20	22-35	17	22-35	51.9
	PPT-A3-E3-PPT34-HP01	10	25	25-75	3-35	2-15	35-44	50.0
	A3-F4-PPT57	10	28	60	0	0	34-52	52.6
	PPT-A3-F4-PPT57-HP01	5	18	40	5-25	1-8	25-50	50.0
	A3-G4-PPT56	10	23	10-20	0	0	25-33	50.0
	A3-H4-PPT55	8	39	10-30	0	0	42-47	60.1
	PPT-A03	6	0	0	3-25	1-5	0	25.0
	PPT-B03	4	0	0	22-35	2	0	43.0
	PPT-F03	10	>15	35	0	0	0	25.0 REF
	PPT-F05	8	35	50	4-42	1-5	0	46.0
	PPT-F06	10	39	25	3-48	1-10	0	55.0
	PPT-G03	10	>33	20	18-43	8-14	0	43.0 REF
	PPT-G05	16	45	20	16-35	2-5	35-65	69.0
	PPT-G05-HP01	16	>43	20-40	17-35	1-8	35-65	59.0 REF
	PPT-G06	12	>33	30	17-45	4-10	0	45.0 REF
	PPT-G07	10	>15	30	9-12	2	0	25.0 REF
	PPT-G08/PPT-G08-HP01	9	>33	20	17-42	5-40	0	42.0 REF
	PPT-G09	19	>29	25	3-48	1-10	0	48.0 REF
	PPT-H03	8	29	50	10-37	2	0	39.0
	PPT-H05	8	>30	20	5-38	2	0	38.0 REF
	PPT-H06	8	>25	10-45	0	0	0	33.0 REF
	PPT-H07	9	>36	30	2-22	4	22-45	45.0 REF
	PPT-H08	5	>29	45	18-34	1-7	0	34.0 REF
	PPT-H09	15	47	45	3-48	1-2.5	48-62	62.0
	PPT-H09-HP01	12	>29	45	5-41	1-4	48-62	41.0 REF
	PPT-H10	19	41	50	18-63	1-15	0	68.0
	PPT-I07	6	>27	20	16-33	12	0	33.0 REF
	PPT-I08	6	24	20-50	6-30	1-10	0	38.0
	PPT-I09	5	53	10-50	23-37	3	45-57	58.0
	PPT-I09-HP01	10	>25	40	2-35	4-15	45-57	35.0 REF
	PPT-I10	15	>10	75	7-25	1-2.5	0	25.0 REF
	PPT-I10-HP01	15	>43	20-40	1-43	2-15	43-58	58.0 REF
	PPT-I11	17	24	50	6-41	2-5	0	49.0
	PPT-I12	12	>22	50	5-36	1-3	0	36.0 REF

Table 2A. PPT Boring Data

Physical Site Characterization Technical Memorandum
Former Cal Compact Landfill
Carson, California

Landfill Cell	PPT ID	Cover Soil Thickness (feet)	Waste Thickness (feet)	Relative Density of Waste (tsf)	Depth Range of Detected Gas (feet bgs)	Gas Pressure (psi)	Depth Range(s) of Detected Liquid (feet bgs)	PPT Total Depth (feet bgs)
A3	PPT-J08	15	>29	35	20-30	1-5	30-43	43.0 REF
	PPT-J08-HP01	17	>20	30	2-27	3-15	27-43	38.0 REF
	PPT-J09	17	>17	25	22-35	5	5-17	35.0 REF
	PPT-J09-HP01	14	>17	40	7-34	1-15	5-17	34.0 REF
	PPT-J10	15	>22	20	15-37	1	0	37.0 REF
	PPT-J11	15	21	50	23-36	1-5	0	36.0
	PPT-J12	12	40	20-50	4-36	2-8	36-52	59.0
	PPT-J12-HP01	10	37	20-50	6-34	2-10	34-52	50.0
	PPT-K10	13	>33	30	8-37	1-5	37-46	46.0 REF
	PPT-K11	7	23	50	5-31	15	0	31.0
	PPT-K12	18	14	50	22-32	2-10	0	45.0
	PPT-L11	10	13	20	1-23	1-5	0	33.0
	PPT-L12	7	23	30	16-30	2-7	0	36.0
	PPT-M11	9	24	10	15-39	3-15	0	39.0
	PPT-M12	5	20	10	5-40	2-20	0	68.0
	PPT-M12-HP01	5	20	20	5-26	2-10	26-68	68.0
A4	PPT-I03	6	>14	50	13-20	1	0	20.0 REF
	PPT-I04	5	21	25	5-28	5-10	0	31.0
	PPT-I05	5	>12	25	5-8	2.5	0	17.0 REF
	PPT-I06	21	17	150	2-39	6	0	49.0
	PPT-J03	8	27	50	5-48	8	0	48.0
	PPT-J04	6	39	50	5-52	4	0	63.0
	PPT-J04-HP01	13	33	40	5-52	1-8	52-63	63.0
	PPT-J05	11	14	20-100	8-26	15	0	26.0
	PPT-J06	7	>49	25	5-41	3	41-56	56.0 REF
	PPT-J06-HP01	15	>48	10	10-43	2-7	41-63	63.0 REF
	PPT-J07	10	>31	50	27-41	4	0	41.0 REF
	PPT-K03	5	25	20	0	0	0	35.0
	PPT-K04	14	16	50	20-34	1	0	35.0
	PPT-K05	5	>27	50	5-32	1-3	0	32.0 REF
	PPT-K06	8	>31	25-75	20-39	1-3	0	39.0 REF
	PPT-K07	16	>17	25	5-33	2	0	33.0 REF
	PPT-K08	7	>39	20	7-46	5-15	0	46.0 REF
	PPT-K09	9	>23	25	20-32	8-15	0	32.0 REF
	PPT-L03	7	8	50	0	0	0	23.0
	PPT-L04	10	>25	50	12-35	2	0	35.0 REF
	PPT-L05	5	31	150	23-41	8	0	41.0
	PPT-L06	6	>28	75	21-31	1	0	34.0 REF
	PPT-L07	8	28	50	20-38	1	0	38.0
	PPT-L08	8	>28	20	0	0	0	36.0 REF
	PPT-L09	5	>32	10-20	11-37	2-5	0	37.0 REF
	PPT-L10	6	16	10	13-26	1-10	0	26.0
	PPT-M05	7	>28	75-150	24-35	2	0	35.0 REF
	PPT-M06	10	>23	20-75	22-33	1	0	33.0 REF
	PPT-M07	8	32	10-75	8-50	2	0	55.0
	PPT-M07-HP01	7	>36	20	3-43	2-15	0	43.0 REF
	PPT-M08	15	>5	25	0	0	0	20.0 REF
	PPT-M09	5	35	25	20-40	1	0	40.0
	PPT-M10	17	27	20	5-51	15	0	51.0
	PPT-N05	9	10	60	21-25	7	0	26.0
	PPT-N06	10	23	10-200	20-33	2	0	33.0
	PPT-N07	15	20	20	20-33	8	0	35.0
	PPT-N08	19	>12	10-50	12-15	2	0	31.0 REF
	PPT-N09	15	10	20	12-32	1	0	32.0
	PPT-N10	11	37	30	15-47	1-10	47-59	59.0
	PPT-N10-HP01	11	37	30	15-47	1-10	47-59	59.0
	PPT-O07	20	28	75	33-60	2	0	60.0
	PPT-O08	12	28	20-50	15-40	2-8	0	40.0

Table 2A. PPT Boring Data

Physical Site Characterization Technical Memorandum
Former Cal Compact Landfill
Carson, California

Landfill Cell	PPT ID	Cover Soil Thickness (feet)	Waste Thickness (feet)	Relative Density of Waste (tsf)	Depth Range of Detected Gas (feet bgs)	Gas Pressure (psi)	Depth Range(s) of Detected Liquid (feet bgs)	PPT Total Depth (feet bgs)
A4	PPT-O09	26	12	20-40	34-38	2	0	38.0
	PPT-O10	15	36	30-75	5-55	2-15	0	55.0
	PPT-P08	26	28	50	25-56	1	0	56.0
	PPT-P09	25	24	30-50	7-32	2-8	0	50.0
	PPT-P10	14	>27	50	14-49	3	0	49.0 REF
	PPT-Q09	17	>14	50-75	23-32	1	0	32.0 REF
	PPT-Q10	14	16	25	14-45	4	0	49.0
A5	PPT-N11	12	16	1-30	17-36	2-10	0	36.0
	PPT-N12	24	24	20	3-48	3-15	0	53.0
	PPT-O11	7	34	10-50	27-48	5	0	48.0
	PPT-O12	14	>30	20-30	2-15	10	0	44.0 REF
	PPT-P11	10	32	20-30	3-8	3	0	55.0
	PPT-P12	10	25	50-100	25-30	1	0	43.0
	PPT-Q11	26	31	10-60	0	0	0	57.0
	PPT-Q12	28	30	50-100	46-58	2	0	65.0
	PPT-Q12-HP01	26	35	50	4-55	3-4	55-67	67.0
	PPT-R10	13	21	10-100	24-37	1	0	43.0
	PPT-R11	10	>20	75	15-30	2	0	30.0 REF
	PPT-R12	17	27	50	44-49	4	0	49.0
	PPT-S11	6	20	20	13-33	1-6	0	33.0
	PPT-S12	7	21	20	6-35	1-7	0	35.0
	PPT-T12	30	0	0	0	0	0	30.0
Limits of Waste	A1-C1L-PPT1	5	21	10	0	0	21-24	36.1
	A1-F1L-PPT6	12	18	20	0	0	0	30.0
	A1-H1L-PPT8	6	0	0	0	0	0	35.0
	A2-J1L-PPT10	5	25	20	0	0	18-30	35.0
	A2-K1L-PPT11	30	0	0	0	0	0	30.0
	A2-M1L-PPT17	30	0	0	0	0	0	30.0
	PPT-F04-P01	15	34	20	5-35	1-15	35-40	49.0
	PPT-F04-P02	4	0	0	2-13	2	0	25.0
	PPT-F06-P01	15	35	25	22-30	1-2	30-50	54.0
	PPT-F06-P02	4	0	0	3-4	2	0	25.0
	PPT-F07-P01	10	37	10	10-46	2-10	0	54.0
	PPT-F07-P02	10	0	0	2-6	5	0	40.0
	PPT-G08-P01	7	>38	20-50	15-45	4-15	0	45.0 REF
	PPT-G08-P02	4	0	0	3-10	6	0	25.0
	PPT-G09-P01	10	46	25	2-32	1-2.5	32-60	72.0
	PPT-G10-P02	4	0	0	4-8	3	0	25.0
	PPT-H10-P01	12	25	25	2-36	2-13	0	39.0
	PPT-H11-P02	4	0	0	8-12	2	8-25	25.0
	PPT-I12-P01	12	>16	25	0	0	0	28.0 REF
	PPT-I12-P02	4	0	0	8-28	2	0	25.0
	PPT-I13-P02	3	0	0	3-15	1-7	0	25.0
	PPT-J12-P01	5	42	25	35-47	5	0	51.0
	PPT-K12-P01	14	26	25	1-40	1-8	0	45.0
	PPT-K13-P02	4	0	0	4-9	2	9-25	25.0
	PPT-L12-P01	12	>22	25	10-34	2-8	0	34.0 REF
	PPT-L13-P02	4	0	0	8-19	3	19-25	25.0
	PPT-N01-P01	9	>27	25	5-36	4	0	36.0 REF
	PPT-N01-P02	8	4	25	4-12	2	0	21.0
	PPT-N12-P01	5	>12	30	2-8	2	0	17.0 REF
	PPT-N13-P02	6	0	0	6-12	8	0	40.0
	PPT-O02-P01	10	32	30	6-40	8	0	45.0
	PPT-O02-P02	9	3	25	6-18	2-6	0	18.0
	PPT-O12-P01	12	26	10-50	18-38	1-5	0	38.0
	PPT-O13-P02	4	0	0	8-15	3-7	0	40.0
	PPT-P03-P02	10	0	0	4-14	15	0	18.0
	PPT-P12-P01	17	>13	10-30	4-18	2	0	30.0 REF

Table 2A. PPT Boring Data

Physical Site Characterization Technical Memorandum
Former Cal Compact Landfill
Carson, California

Landfill Cell	PPT ID	Cover Soil Thickness (feet)	Waste Thickness (feet)	Relative Density of Waste (tsf)	Depth Range of Detected Gas (feet bgs)	Gas Pressure (psi)	Depth Range(s) of Detected Liquid (feet bgs)	PPT Total Depth (feet bgs)
Limits of Waste	PPT-P13-P02	12	0	0	10-12	3	14-32	40.0
	PPT-Q04-P01	12	31	20-75	13-44	3	0	57.0
	PPT-Q04-P02	6	0	0	1-15	5-15	0	21.0
	PPT-R05-P01	13	28	20-90	21-25	9	0	48.0
	PPT-R05-P02	9	0	0	0	0	0	20.0
	PPT-R12-P01	18	>7	40	1-25	1-6	0	25.0 REF
	PPT-R13-P02	5	0	0	12-13	4	15-30	40.0
	PPT-S06-P01	11	>10	25	20-21	8	0	21.0 REF
	PPT-S06-P02	5	0	0	1-16	8	0	25.0
	PPT-S07-P01	16	>25	25	13-17	5	0	41.0 REF
	PPT-S12-P01	5	18	25	13-23	1	0	23.0
	PPT-S13-P02	2	0	0	0	0	10-30	40.0
	PPT-T07-P02	5	0	0	1-13	5	0	23.0
	PPT-T08-P01	13	>24	25	13-37	2	0	37.0 REF
	PPT-U08-P02	7	11	25	3-15	1-5	0	33.0
	PPT-U09-P01	22	>25	30	4-47	7	0	47.0 REF
	PPT-U09-P02	9	4	0	0	0	0	22.0
	PPT-U12-P01	8	0	0	8-16	4	0	30.0
	PPT-U13-P02	8	0	0	8-16	7	0	40.0
	PPT-V10-P01	7	>21	30	4-28	1-10	0	28.0 REF
	PPT-V10-P02	6	0	0	11-20	4	0	40.0
	PPT-V11-P01	12	>14	30	2-26	1-8	0	26.0 REF
	PPT-V11-P02	4	0	0	5-8	1	0	40.0
	PPT-V13-P02	4	0	0	0	0	0	40.0

Notes:

1. tsf - Tip resistance represented in tons per square foot; an indication of the relative density of the material being penetrated
2. bgs - Below ground surface
3. psi - Pounds per square inch
4. NM - Not measured
5. REF - Refusal was encountered at listed depth
6. * - Sample ID surveyed as PPT-A2-M2-PPT16-HP01, although original Tetra Tech sample ID is PPT-A2M2 PPT17

ARCADIS

Table 2B. PPT Hydropunch Physical Test Data

Physical Site Characterization Technical Memorandum
Former Cal Compact Landfill
Carson, California

Landfill Cell	Hydropunch ID	Cover Soil Thickness (feet) Depth to Top Waste (feet bgs)	Waste Thickness (feet)	Depth Range of Detected Gas (feet bgs top/bottom)	Gas Pressure (psi)	Depth Range of Perched Liquid Within the Waste (feet bgs top/bottom)	Depth Range of Groundwater in Native Soil Below the Waste (feet bgs top/bottom)	Sampling Depth (feet bgs)	Hydropunch Total Depth (feet bgs)
A1	PPT-B 01-HP-01	13	33	18/38	6	38/48	0	43/46	49.0
	PPT-D 02 HP-01	13	29	3/42	2/10	0	0	0	42.0 REF
	PPT-E 02 HP-01	9	23	2/32	1/5	0	0	0	32.0 REF
	PPT-G 01 HP-01A	8	17	1/28	3/15	0	28/56	53/56	56.0
A2	PPT-I 01 HP-01A	6	27	24/43	2/8	0	51/55	52/55	55.0
	PPT-M 02 HP-01	8	29	3/37	1/4	0	37/59	56/59	59.0
	PPT-O 04 HP-01B	9	30	7/38	2/15	0	38/69	66/69	69.0
	PPT-Q 06 HP-01	15	23	5/46	1/5	0	46-59	56/59	60.0
	PPT-S 09 HP-01	5	27	5/45	2/5	0	45/68	65/68	68.0
	PPT-U 12 HP-01A	11	14	4/12	1/3	0	28/62	47/50	62.0
A3	PPT-C 03 HP-01	16	0	3/10	3	10/20 NR	20/35	32/35 NR	35.0
	PPT-D 03 HP-01	12	0	10/18	1/5	0	22/47	44/47	47.0
	PPT-E 03 HP-01	10	25	3/35	2/15	0	35/44	41/44	50.0
	PPT-F 04 HP-01	5	18	5/25	1/8	0	25/50	43/46	50.0
	PPT-G 05 HP-01	16	43	17/35	1/8	35/58	0	51/54	59.0 REF
	PPT-G 08 HP-01B	9	33	17/42	5/40	0	0	0	42.0 REF
	PPT-H 09 HP-01A	12	29	5/41	1/4	0	0	0	41.0 REF
	PPT-I 09 HP-01A	10	25	2/35	4/15	0	0	0	35.0 REF
	PPT-I 10 HP-01A	15	43	1/43	2/15	43/58	0	55/58	58.0 REF
	PPT-J08 HP-04	17	20	2/27	3/15	27/38	0	35/38	38.0 REF
	PPT-J 09 HP3A	14	17	7/34	1/15	0	0	13/16	34.0 REF
	PPT-J 12 HP-01	10	37	6/34	2/10	34/47	47/50	44/47	50.0
	PPT-M 12 HP-01	5	20	5/26	2/10	0	26/68	65/68	68.0
A4	PPT-J 04 HP-01A	13	33	5/52	1/8	0	52/63	60/63	63.0
	PPT-J 06 HP-01	15	48	10/43	2/7	43/63	0	60/63	63.0 REF
	PPT-M 07 HP-01	7	36	3/43	2/15	0	0	0	43.0 REF
	PPT-N 10 HP-01	11	37	15/47	1/10	0	47/59	55/58	59.0
A5	PPT-Q 12 HP-01	26	35	4/55	3/4	55/61	61/67	58/61	67.0

Notes:
1. bgs - Below ground surface
2. psi - Pounds per square inch
3. REF - Refusal was encountered at listed depth

ARCADIS

Table 3. Hydropunch Sampling Location Summary

Physical Site Characterization Technical Memorandum
Former Cal Compact Landfill
Carson, California

Landfill Cell	Sample Location ID	Depth Range(s) of Liquid (feet bgs)	Attempted Screened Interval(s) (feet bgs)	Successful Screened Interval (feet bgs)	Sample Type **	Depth to Bottom of Waste (feet bgs)	Comments
A1	PPT-A1-B1-PPT2-HP01	16-55 (Tt) 38-48 (ABBL)	43-46	43-46	Perched liquid from waste	46/48***	
	PPT-A1-D2-PPT26-HP01	38-45 (Tt) 0 (ABBL)	N/A				Two attempts ended in refusal (deepest refusal of 42.0 feet bgs). No sample collected.
	PPT-A1-E2-PPT25-HP01	33-56 (Tt) 0 (ABBL)	N/A				Three attempts ended in refusal (deepest refusal of 32.0 feet bgs). No sample collected.
	PPT-A1-G1-PPT7-HP01	20-57 (Tt) 28-56 (ABBL)	38-41 53-56	53-56	Groundwater	20/25***	
A2	PPT-A2-I1-PPT9-HP01	22-28 (Tt) 51-55 (ABBL)	50-53 52-55	50-53	Groundwater	33	
	PPT-A2-M2-PPT16-HP01*	50-62 (Tt) 37-59 (ABBL)	35-38 56-59	56-59	Groundwater	37/38***	
	PPT-O04-HP01	38-69	55-58 65-68	65-68	Groundwater	39	
	PPT-Q06-HP01	46-59	56.8-59.8	56.8-59.8	Groundwater	38/39***	
	PPT-S09-HP01	45-68	65-68	65-68	Groundwater	32/33***	Strong odors during sample collection (respirator upgrade).
	PPT-U12-HP01	28-62	47-50	47-50	Groundwater	25	Poor sample recovery; SVOC container not completely filled before boring became dry.
A3	PPT-A3-C3-PPT32-HP01	15-60 (Tt) 10-20 (ABBL) 20-35 (ABBL)	17-20 32-35	N/A			No water recovered at screened intervals. No sample collected.
	PPT-A3-D3-PPT33-HP01	22-41 (Tt) 22-47 (ABBL)	44-47	44-47	Groundwater	12/41***	
	PPT-A3-E3-PPT34-HP01	22-35 (Tt) 35-44 (ABBL)	31-34 46.5-49.5 47-50	46.5-49.5	Groundwater	35	
	PPT-A3-F4-PPT57-HP01	34-52 (Tt) 25-50 (ABBL)	43-46	43-46	Groundwater	23/38***	
	PPT-G05-HP01	35-65	50-53	50-53	Perched liquid from waste	59 (refusal)/61***	
	PPT-G08-HP01	0	N/A				Three attempts ended in refusal (deepest refusal of 42.0 feet bgs). No sample collected.
	PPT-H09-HP01	48-62	N/A				Two attempts ended in refusal (deepest refusal of 41.0 feet bgs). No sample collected.
	PPT-I09-HP01	45-57	N/A				Two attempts ended in refusal at 35.0 feet bgs. No sample collected.
	PPT-I10-HP01	43-58	55-58	55-58	Perched liquid from waste	58 (refusal)	Strong odors during sample collection (respirator upgrade).
	PPT-J08-HP01	27-43	35.5-38.5	35.5-38.5	Perched liquid from waste	37 (refusal)/ 44 (refusal)***	MS/MSD and duplicate samples collected.
	PPT-J09-HP01	5-17	14-17	N/A			No water observed during sounding at 5 feet bgs. Refusal at 34.0 feet bgs. No sample collected.
	PPT-J12-HP01	34-52	44-47	44-47	Perched liquid from waste	47	MS/MSD sample collected.
	PPT-M12-HP01	26-68	65-68	65-68	Groundwater	25	

ARCADIS

Table 3. Hydropunch Sampling Location Summary

Physical Site Characterization Technical Memorandum
Former Cal Compact Landfill
Carson, California

Landfill Cell	Sample Location ID	Depth Range(s) of Liquid (feet bgs)	Attempted Screened Interval(s) (feet bgs)	Successful Screened Interval (feet bgs)	Sample Type **	Depth to Bottom of Waste (feet bgs)	Comments
A4	PPT-J04-HP01	52-63	59-62	59-62	Groundwater	46	MS/MSD and duplicate samples collected.
	PPT-J06-HP01	41-63	36-46 40-43 45-48 60-63	60-63	Perched liquid from waste	63 (refusal)	
	PPT-M07-HP01	0	N/A				Four attempts ended in refusal (deepest refusal of 43.0 feet bgs). No sample collected.
	PPT-N10-HP01	47-59	56.5-59.5	56.5-59.5	Groundwater	48	
A5	PPT-Q12-HP01		27-30 29-32 58-61 61-64 64-67	58-61	Perched liquid from waste	61	Sample was discolored (black).

Notes:
1. bgs - Below ground surface
2. N/A - Not applicable (no sample collected)
3. Tt - TetraTech physical characterization results collected in March 2006
4. ABBL - ARCADIS BBL physical characterization results collected between March and April 2007
5. * Sample ID surveyed as PPT-A2-M2-PPT16-HP01, although original Tetra Tech sample ID is PPT-A2-M2-PPT17
6. ** Sample Type - perched liquid samples were collected from the waste prism and groundwater samples were collected from native soil below the waste
7. *** Multiple measurements due to more than one PPT sounding conducted at the location

Table 4
Groundwater / Perched Liquid Analytical Results
Detected Volatile Organic Compounds

Physical Site Characterization Technical Memorandum
Former Cal Compact Landfill
Carson, California

Concentration	VQ	LQ	MDL	PQL	Units	Location ID	Sample ID	Sample Type*	Landfill Cell	Method ID	Primary (P0) or Dup (D)	Depth (ft bgs)
Acetone												
120			7.0	50	ug/l	PPT-Q12-HP01	PPT-Q12-HP01	Waste	A5	8260B	P0	61.0
73		J	35	250	ug/l	PPT-I10-HP01	PPT-I10-HP01	Waste	A3	8260B	P0	58.0
49		J	7.0	50	ug/l	PPT-U12-HP01	PPT-U12-HP01	GW	A2	8260B	P0	50.0
35		J	7.0	50	ug/l	PPT-J08-HP01	PPT-J08-HP01A	Waste	A3	8260B	D	38.5
31		J	7.0	50	ug/l	PPT-F04-HP01	PPT-A3-F4-PPT57-HP01	GW	A3	8260B	P0	46.0
25		J	7.0	50	ug/l	PPT-B01-HP01	PPT-A1B1-PPT2-HP01	Waste	A1	8260B	P0	46.0
24		J	7.0	50	ug/l	PPT-J04-HP01	PPT-J04-HP01	GW	A4	8260B	P0	62.0
21		J	7.0	50	ug/l	PPT-Q06-HP01	PPT-Q06-HP01	GW	A2	8260B	P0	59.8
18		J	7.0	50	ug/l	PPT-J12-HP01	PPT-J12-HP01	Waste	A3	8260B	P0	47.0
11		J	7.0	50	ug/l	PPT-E03-HP01	PPT-A3-E3-PPT34-HP01	GW	A3	8260B	P0	49.5
7.1		J	7.0	50	ug/l	PPT-J04-HP01	PPT-J04-HP01A	GW	A4	8260B	D	62.0
Benzene												
59			0.19	0.50	ug/l	PPT-F04-HP01	PPT-A3-F4-PPT57-HP01	GW	A3	8260B	P0	46.0
55			0.19	0.50	ug/l	PPT-J12-HP01	PPT-J12-HP01	Waste	A3	8260B	P0	47.0
27			0.19	0.50	ug/l	PPT-Q12-HP01	PPT-Q12-HP01	Waste	A5	8260B	P0	61.0
13			0.19	0.50	ug/l	PPT-B01-HP01	PPT-A1B1-PPT2-HP01	Waste	A1	8260B	P0	46.0
11			0.19	0.50	ug/l	PPT-Q06-HP01	PPT-Q06-HP01	GW	A2	8260B	P0	59.8
10			3.8	10	ug/l	PPT-J06-HP01	PPT-J06-HP01	Waste	A4	8260B	P0	63.0
9.8		J	3.8	10	ug/l	PPT-N10-HP01	PPT-N10-HP01	GW	A4	8260B	P0	59.5
4.4			0.19	0.50	ug/l	PPT-E03-HP01	PPT-A3-E3-PPT34-HP01	GW	A3	8260B	P0	49.5
4.4			0.96	2.5	ug/l	PPT-J08-HP01	PPT-J08-HP01	Waste	A3	8260B	P0	38.5
4.3			0.96	2.5	ug/l	PPT-I10-HP01	PPT-I10-HP01	Waste	A3	8260B	P0	58.0
3.6	J		0.19	0.50	ug/l	PPT-J04-HP01	PPT-J04-HP01	GW	A4	8260B	P0	62.0
3.5			0.19	0.50	ug/l	PPT-J08-HP01	PPT-J08-HP01A	Waste	A3	8260B	D	38.5
3.5			0.19	0.50	ug/l	PPT-S09-HP01	PPT-S09-HP01	GW	A2	8260B	P0	68.0
2.3			0.19	0.50	ug/l	PPT-U12-HP01	PPT-U12-HP01	GW	A2	8260B	P0	50.0
2.1			0.19	0.50	ug/l	PPT-I01-HP01	PPT-A2I1-PPT9-HP01	GW	A2	8260B	P0	59.0
0.85			0.19	0.50	ug/l	PPT-M12-HP01	PPT-M12-HP01	GW	A3	8260B	P0	68.0
0.66			0.19	0.50	ug/l	PPT-G01-HP01	PPT-A1G1-PPT7-HP01	GW	A1	8260B	P0	56.0
0.60			0.19	0.50	ug/l	PPT-D03-HP01	PPT-A3-D3-PPT33-HP01	GW	A3	8260B	P0	47.0
0.57	J		0.19	0.50	ug/l	PPT-J04-HP01	PPT-J04-HP01A	GW	A4	8260B	D	62.0
0.42		J	0.19	0.50	ug/l	PPT-M02-HP01	PPT-A2M2-PPT16-HP01	GW	A2	8260B	P0	59.0
0.34		J	0.19	0.50	ug/l	PPT-G05-HP01	PPT-GO5-HP01	Waste	A3	8260B	P0	53.0
0.29		J	0.19	0.50	ug/l	PPT-O04-HP01	PPT-O04-HP01	GW	A2	8260B	P0	68.0
n-Butylbenzene												
16			0.25	1.0	ug/l	PPT-B01-HP01	PPT-A1B1-PPT2-HP01	Waste	A1	8260B	P0	46.0
8.6			0.25	1.0	ug/l	PPT-J12-HP01	PPT-J12-HP01	Waste	A3	8260B	P0	47.0
6.3		J	4.9	20	ug/l	PPT-J06-HP01	PPT-J06-HP01	Waste	A4	8260B	P0	63.0
4.7		J	1.2	5.0	ug/l	PPT-I10-HP01	PPT-I10-HP01	Waste	A3	8260B	P0	58.0
4.0			0.25	1.0	ug/l	PPT-G05-HP01	PPT-GO5-HP01	Waste	A3	8260B	P0	53.0
1.9			0.25	1.0	ug/l	PPT-Q12-HP01	PPT-Q12-HP01	Waste	A5	8260B	P0	61.0
1.7		J	1.2	5.0	ug/l	PPT-J08-HP01	PPT-J08-HP01	Waste	A3	8260B	P0	38.5

*Notes: Results sorted by: 1) parameter; 2) highest to lowest detected concentration; VQ - ABBL validation flag; LQ - lab qualifier.
A list of the data qualifier definitions is provided at the end of the Tables section of this report.
* Sample Type: Waste - indicates a perched liquid sample collected from within the waste prism; GW - indicates a groundwater sample collected from native soil below the waste.

Table 4
Groundwater / Perched Liquid Analytical Results
Detected Volatile Organic Compounds

Physical Site Characterization Technical Memorandum
Former Cal Compact Landfill
Carson, California

Concentration	VQ	LQ	MDL	PQL	Units	Location ID	Sample ID	Sample Type*	Landfill Cell	Method ID	Primary (P0) or Dup (D)	Depth (ft bgs)
n-Butylbenzene												
0.82		J	0.25	1.0	ug/l	PPT-J08-HP01	PPT-J08-HP01A	Waste	A3	8260B	D	38.5
0.54		J	0.25	1.0	ug/l	PPT-F04-HP01	PPT-A3-F4-PPT57-HP01	GW	A3	8260B	P0	46.0
0.36		J	0.25	1.0	ug/l	PPT-E03-HP01	PPT-A3-E3-PPT34-HP01	GW	A3	8260B	P0	49.5
0.27		J	0.25	1.0	ug/l	PPT-M12-HP01	PPT-M12-HP01	GW	A3	8260B	P0	68.0
sec-Butylbenzene												
37			0.29	1.0	ug/l	PPT-J12-HP01	PPT-J12-HP01	Waste	A3	8260B	P0	47.0
31			5.9	20	ug/l	PPT-J06-HP01	PPT-J06-HP01	Waste	A4	8260B	P0	63.0
17		J	5.9	20	ug/l	PPT-N10-HP01	PPT-N10-HP01	GW	A4	8260B	P0	59.5
13			0.29	1.0	ug/l	PPT-B01-HP01	PPT-A1B1-PPT2-HP01	Waste	A1	8260B	P0	46.0
13	J		1.5	5.0	ug/l	PPT-J08-HP01	PPT-J08-HP01	Waste	A3	8260B	P0	38.5
8.1			1.5	5.0	ug/l	PPT-I10-HP01	PPT-I10-HP01	Waste	A3	8260B	P0	58.0
7.9	J		0.29	1.0	ug/l	PPT-J08-HP01	PPT-J08-HP01A	Waste	A3	8260B	D	38.5
2.7			0.29	1.0	ug/l	PPT-G05-HP01	PPT-GO5-HP01	Waste	A3	8260B	P0	53.0
2.0			0.29	1.0	ug/l	PPT-F04-HP01	PPT-A3-F4-PPT57-HP01	GW	A3	8260B	P0	46.0
1.6			0.29	1.0	ug/l	PPT-Q12-HP01	PPT-Q12-HP01	Waste	A5	8260B	P0	61.0
1.5			0.29	1.0	ug/l	PPT-M12-HP01	PPT-M12-HP01	GW	A3	8260B	P0	68.0
1.4			0.29	1.0	ug/l	PPT-J04-HP01	PPT-J04-HP01	GW	A4	8260B	P0	62.0
0.53		J	0.29	1.0	ug/l	PPT-I01-HP01	PPT-A2I1-PPT9-HP01	GW	A2	8260B	P0	59.0
0.32		J	0.29	1.0	ug/l	PPT-Q06-HP01	PPT-Q06-HP01	GW	A2	8260B	P0	59.8
Chlorobenzene												
6400		D	16	100	ug/l	PPT-N10-HP01	PPT-N10-HP01	GW	A4	8260B	P0	59.5
410			1.6	10	ug/l	PPT-I01-HP01	PPT-A2I1-PPT9-HP01	GW	A2	8260B	P0	59.0
22			3.3	20	ug/l	PPT-J06-HP01	PPT-J06-HP01	Waste	A4	8260B	P0	63.0
17	J		0.16	1.0	ug/l	PPT-J04-HP01	PPT-J04-HP01	GW	A4	8260B	P0	62.0
15			0.16	1.0	ug/l	PPT-E03-HP01	PPT-A3-E3-PPT34-HP01	GW	A3	8260B	P0	49.5
11			0.16	1.0	ug/l	PPT-F04-HP01	PPT-A3-F4-PPT57-HP01	GW	A3	8260B	P0	46.0
9.8			0.16	1.0	ug/l	PPT-Q12-HP01	PPT-Q12-HP01	Waste	A5	8260B	P0	61.0
9.4			0.81	5.0	ug/l	PPT-I10-HP01	PPT-I10-HP01	Waste	A3	8260B	P0	58.0
8.5	J		0.16	1.0	ug/l	PPT-J04-HP01	PPT-J04-HP01A	GW	A4	8260B	D	62.0
7.1			0.16	1.0	ug/l	PPT-Q06-HP01	PPT-Q06-HP01	GW	A2	8260B	P0	59.8
5.7			0.16	1.0	ug/l	PPT-J12-HP01	PPT-J12-HP01	Waste	A3	8260B	P0	47.0
2.7			0.16	1.0	ug/l	PPT-D03-HP01	PPT-A3-D3-PPT33-HP01	GW	A3	8260B	P0	47.0
2.0			0.16	1.0	ug/l	PPT-B01-HP01	PPT-A1B1-PPT2-HP01	Waste	A1	8260B	P0	46.0
1.4			0.16	1.0	ug/l	PPT-G01-HP01	PPT-A1G1-PPT7-HP01	GW	A1	8260B	P0	56.0
1.2		J	0.81	5.0	ug/l	PPT-J08-HP01	PPT-J08-HP01	Waste	A3	8260B	P0	38.5
0.83		J	0.16	1.0	ug/l	PPT-J08-HP01	PPT-J08-HP01A	Waste	A3	8260B	D	38.5
0.61		J	0.16	1.0	ug/l	PPT-M12-HP01	PPT-M12-HP01	GW	A3	8260B	P0	68.0
0.23		J	0.16	1.0	ug/l	PPT-O04-HP01	PPT-O04-HP01	GW	A2	8260B	P0	68.0
0.20		J	0.16	1.0	ug/l	PPT-U12-HP01	PPT-U12-HP01	GW	A2	8260B	P0	50.0
0.17		J	0.16	1.0	ug/l	PPT-G05-HP01	PPT-GO5-HP01	Waste	A3	8260B	P0	53.0

*Notes: Results sorted by: 1) parameter; 2) highest to lowest detected concentration; VQ - ABBL validation flag; LQ - lab qualifier.
A list of the data qualifier definitions is provided at the end of the Tables section of this report.
* Sample Type: Waste - indicates a perched liquid sample collected from within the waste prism; GW - indicates a groundwater sample collected from native soil below the waste.

Table 4
Groundwater / Perched Liquid Analytical Results
Detected Volatile Organic Compounds

Physical Site Characterization Technical Memorandum
Former Cal Compact Landfill
Carson, California

Concentration	VQ	LQ	MDL	PQL	Units	Location ID	Sample ID	Sample Type*	Landfill Cell	Method ID	Primary (P0) or Dup (D)	Depth (ft bgs)
Chloroform												
1.5			0.29	1.0	ug/l	PPT-U12-HP01	PPT-U12-HP01	GW	A2	8260B	P0	50.0
1,2-Dichlorobenzene												
7.4		J	3.0	20	ug/l	PPT-J06-HP01	PPT-J06-HP01	Waste	A4	8260B	P0	63.0
3.7			0.15	1.0	ug/l	PPT-J12-HP01	PPT-J12-HP01	Waste	A3	8260B	P0	47.0
2.1			0.15	1.0	ug/l	PPT-B01-HP01	PPT-A1B1-PPT2-HP01	Waste	A1	8260B	P0	46.0
2.1			0.15	1.0	ug/l	PPT-F04-HP01	PPT-A3-F4-PPT57-HP01	GW	A3	8260B	P0	46.0
1.7			0.15	1.0	ug/l	PPT-J04-HP01	PPT-J04-HP01	GW	A4	8260B	P0	62.0
1.6			0.15	1.0	ug/l	PPT-I01-HP01	PPT-A2I1-PPT9-HP01	GW	A2	8260B	P0	59.0
1.4		J	0.74	5.0	ug/l	PPT-I10-HP01	PPT-I10-HP01	Waste	A3	8260B	P0	58.0
1.4			0.15	1.0	ug/l	PPT-Q06-HP01	PPT-Q06-HP01	GW	A2	8260B	P0	59.8
1.1			0.15	1.0	ug/l	PPT-J08-HP01	PPT-J08-HP01A	Waste	A3	8260B	D	38.5
1.0		J	0.74	5.0	ug/l	PPT-J08-HP01	PPT-J08-HP01	Waste	A3	8260B	P0	38.5
0.73		J	0.15	1.0	ug/l	PPT-E03-HP01	PPT-A3-E3-PPT34-HP01	GW	A3	8260B	P0	49.5
0.72		J	0.15	1.0	ug/l	PPT-Q12-HP01	PPT-Q12-HP01	Waste	A5	8260B	P0	61.0
0.25		J	0.15	1.0	ug/l	PPT-D03-HP01	PPT-A3-D3-PPT33-HP01	GW	A3	8260B	P0	47.0
0.24		J	0.15	1.0	ug/l	PPT-G01-HP01	PPT-A1G1-PPT7-HP01	GW	A1	8260B	P0	56.0
0.23		J	0.15	1.0	ug/l	PPT-U12-HP01	PPT-U12-HP01	GW	A2	8260B	P0	50.0
1,3-Dichlorobenzene												
0.28		J	0.15	1.0	ug/l	PPT-Q12-HP01	PPT-Q12-HP01	Waste	A5	8260B	P0	61.0
0.20		J	0.15	1.0	ug/l	PPT-J08-HP01	PPT-J08-HP01A	Waste	A3	8260B	D	38.5
1,4-Dichlorobenzene												
16			0.87	5.0	ug/l	PPT-I10-HP01	PPT-I10-HP01	Waste	A3	8260B	P0	58.0
15			0.17	1.0	ug/l	PPT-B01-HP01	PPT-A1B1-PPT2-HP01	Waste	A1	8260B	P0	46.0
12			0.17	1.0	ug/l	PPT-F04-HP01	PPT-A3-F4-PPT57-HP01	GW	A3	8260B	P0	46.0
8.4		J	3.5	20	ug/l	PPT-J06-HP01	PPT-J06-HP01	Waste	A4	8260B	P0	63.0
8.2	J		0.87	5.0	ug/l	PPT-J08-HP01	PPT-J08-HP01	Waste	A3	8260B	P0	38.5
5.4			0.17	1.0	ug/l	PPT-J12-HP01	PPT-J12-HP01	Waste	A3	8260B	P0	47.0
4.9			0.17	1.0	ug/l	PPT-G05-HP01	PPT-GO5-HP01	Waste	A3	8260B	P0	53.0
4.6		J	3.5	20	ug/l	PPT-N10-HP01	PPT-N10-HP01	GW	A4	8260B	P0	59.5
4.5	J		0.17	1.0	ug/l	PPT-J08-HP01	PPT-J08-HP01A	Waste	A3	8260B	D	38.5
3.9			0.17	1.0	ug/l	PPT-Q12-HP01	PPT-Q12-HP01	Waste	A5	8260B	P0	61.0
3.1			0.17	1.0	ug/l	PPT-I01-HP01	PPT-A2I1-PPT9-HP01	GW	A2	8260B	P0	59.0
3.0			0.17	1.0	ug/l	PPT-E03-HP01	PPT-A3-E3-PPT34-HP01	GW	A3	8260B	P0	49.5
2.7			0.17	1.0	ug/l	PPT-D03-HP01	PPT-A3-D3-PPT33-HP01	GW	A3	8260B	P0	47.0
1.6			0.17	1.0	ug/l	PPT-Q06-HP01	PPT-Q06-HP01	GW	A2	8260B	P0	59.8
1.0			0.17	1.0	ug/l	PPT-J04-HP01	PPT-J04-HP01	GW	A4	8260B	P0	62.0
0.87		J	0.17	1.0	ug/l	PPT-G01-HP01	PPT-A1G1-PPT7-HP01	GW	A1	8260B	P0	56.0
0.36		J	0.17	1.0	ug/l	PPT-U12-HP01	PPT-U12-HP01	GW	A2	8260B	P0	50.0
0.19		J	0.17	1.0	ug/l	PPT-M12-HP01	PPT-M12-HP01	GW	A3	8260B	P0	68.0

*Notes: Results sorted by: 1) parameter; 2) highest to lowest detected concentration; VQ - ABBL validation flag; LQ - lab qualifier.
A list of the data qualifier definitions is provided at the end of the Tables section of this report.
* Sample Type: Waste - indicates a perched liquid sample collected from within the waste prism; GW - indicates a groundwater sample collected from native soil below the waste.

Table 4
Groundwater / Perched Liquid Analytical Results
Detected Volatile Organic Compounds

Physical Site Characterization Technical Memorandum
Former Cal Compact Landfill
Carson, California

Concentration	VQ	LQ	MDL	PQL	Units	Location ID	Sample ID	Sample Type*	Landfill Cell	Method ID	Primary (P0) or Dup (D)	Depth (ft bgs)
Dichlorobromomethane												
0.32		J	0.21	1.0	ug/l	PPT-U12-HP01	PPT-U12-HP01	GW	A2	8260B	P0	50.0
1,1-Dichloroethane												
2.5			0.25	1.0	ug/l	PPT-G01-HP01	PPT-A1G1-PPT7-HP01	GW	A1	8260B	P0	56.0
1.9			0.25	1.0	ug/l	PPT-Q06-HP01	PPT-Q06-HP01	GW	A2	8260B	P0	59.8
0.82		J	0.25	1.0	ug/l	PPT-D03-HP01	PPT-A3-D3-PPT33-HP01	GW	A3	8260B	P0	47.0
0.51		J	0.25	1.0	ug/l	PPT-J04-HP01	PPT-J04-HP01	GW	A4	8260B	P0	62.0
1,2-Dichloroethane												
10			0.25	0.50	ug/l	PPT-Q06-HP01	PPT-Q06-HP01	GW	A2	8260B	P0	59.8
7.8			0.25	0.50	ug/l	PPT-G01-HP01	PPT-A1G1-PPT7-HP01	GW	A1	8260B	P0	56.0
2.7			0.25	0.50	ug/l	PPT-S09-HP01	PPT-S09-HP01	GW	A2	8260B	P0	68.0
2.3			0.25	0.50	ug/l	PPT-D03-HP01	PPT-A3-D3-PPT33-HP01	GW	A3	8260B	P0	47.0
2.3			0.25	0.50	ug/l	PPT-J04-HP01	PPT-J04-HP01	GW	A4	8260B	P0	62.0
2.1			0.25	0.50	ug/l	PPT-J04-HP01	PPT-J04-HP01A	GW	A4	8260B	D	62.0
1,1-Dichloroethene												
1.2			0.26	1.0	ug/l	PPT-J04-HP01	PPT-J04-HP01	GW	A4	8260B	P0	62.0
1.2			0.26	1.0	ug/l	PPT-J04-HP01	PPT-J04-HP01A	GW	A4	8260B	D	62.0
1.0		J	0.26	1.0	ug/l	PPT-D03-HP01	PPT-A3-D3-PPT33-HP01	GW	A3	8260B	P0	47.0
0.92		J	0.26	1.0	ug/l	PPT-I01-HP01	PPT-A2I1-PPT9-HP01	GW	A2	8260B	P0	59.0
0.80		J	0.26	1.0	ug/l	PPT-Q06-HP01	PPT-Q06-HP01	GW	A2	8260B	P0	59.8
0.68		J	0.26	1.0	ug/l	PPT-G01-HP01	PPT-A1G1-PPT7-HP01	GW	A1	8260B	P0	56.0
cis-1,2-Dichloroethene												
100			0.63	1.0	ug/l	PPT-Q06-HP01	PPT-Q06-HP01	GW	A2	8260B	P0	59.8
91			0.63	1.0	ug/l	PPT-Q12-HP01	PPT-Q12-HP01	Waste	A5	8260B	P0	61.0
52			0.63	1.0	ug/l	PPT-J04-HP01	PPT-J04-HP01A	GW	A4	8260B	D	62.0
49			0.63	1.0	ug/l	PPT-J04-HP01	PPT-J04-HP01	GW	A4	8260B	P0	62.0
35			0.63	1.0	ug/l	PPT-G01-HP01	PPT-A1G1-PPT7-HP01	GW	A1	8260B	P0	56.0
33			13	20	ug/l	PPT-N10-HP01	PPT-N10-HP01	GW	A4	8260B	P0	59.5
20			0.63	1.0	ug/l	PPT-D03-HP01	PPT-A3-D3-PPT33-HP01	GW	A3	8260B	P0	47.0
14			0.63	1.0	ug/l	PPT-I01-HP01	PPT-A2I1-PPT9-HP01	GW	A2	8260B	P0	59.0
3.5		J	3.2	5.0	ug/l	PPT-J08-HP01	PPT-J08-HP01	Waste	A3	8260B	P0	38.5
1.7			0.63	1.0	ug/l	PPT-U12-HP01	PPT-U12-HP01	GW	A2	8260B	P0	50.0
1.4			0.63	1.0	ug/l	PPT-E03-HP01	PPT-A3-E3-PPT34-HP01	GW	A3	8260B	P0	49.5
1.3			0.63	1.0	ug/l	PPT-J12-HP01	PPT-J12-HP01	Waste	A3	8260B	P0	47.0
1.3			0.63	1.0	ug/l	PPT-O04-HP01	PPT-O04-HP01	GW	A2	8260B	P0	68.0
1.1			0.63	1.0	ug/l	PPT-M12-HP01	PPT-M12-HP01	GW	A3	8260B	P0	68.0
0.90		J	0.63	1.0	ug/l	PPT-S09-HP01	PPT-S09-HP01	GW	A2	8260B	P0	68.0
0.69		J	0.63	1.0	ug/l	PPT-M02-HP01	PPT-A2M2-PPT16-HP01	GW	A2	8260B	P0	59.0
trans-1,2-Dichloroethene												
1.7			0.83	1.0	ug/l	PPT-G01-HP01	PPT-A1G1-PPT7-HP01	GW	A1	8260B	P0	56.0
1.3			0.83	1.0	ug/l	PPT-J04-HP01	PPT-J04-HP01A	GW	A4	8260B	D	62.0
1.2			0.83	1.0	ug/l	PPT-J04-HP01	PPT-J04-HP01	GW	A4	8260B	P0	62.0

*Notes: Results sorted by: 1) parameter; 2) highest to lowest detected concentration; VQ - ABBL validation flag; LQ - lab qualifier.
A list of the data qualifier definitions is provided at the end of the Tables section of this report.
* Sample Type: Waste - indicates a perched liquid sample collected from within the waste prism; GW - indicates a groundwater sample collected from native soil below the waste.

Table 4
Groundwater / Perched Liquid Analytical Results
Detected Volatile Organic Compounds

Physical Site Characterization Technical Memorandum
Former Cal Compact Landfill
Carson, California

Concentration	VQ	LQ	MDL	PQL	Units	Location ID	Sample ID	Sample Type*	Landfill Cell	Method ID	Primary (P0) or Dup (D)	Depth (ft bgs)
trans-1,2-Dichloroethene												
0.87		J	0.83	1.0	ug/l	PPT-Q06-HP01	PPT-Q06-HP01	GW	A2	8260B	P0	59.8
1,2-Dichloropropane												
2.1			0.55	1.0	ug/l	PPT-J04-HP01	PPT-J04-HP01	GW	A4	8260B	P0	62.0
Ethylbenzene												
1800			2.7	20	ug/l	PPT-J06-HP01	PPT-J06-HP01	Waste	A4	8260B	P0	63.0
1000			2.7	20	ug/l	PPT-N10-HP01	PPT-N10-HP01	GW	A4	8260B	P0	59.5
510	J		0.67	5.0	ug/l	PPT-J08-HP01	PPT-J08-HP01	Waste	A3	8260B	P0	38.5
420			6.7	50	ug/l	PPT-J12-HP01	PPT-J12-HP01	Waste	A3	8260B	P0	47.0
370			0.67	5.0	ug/l	PPT-I10-HP01	PPT-I10-HP01	Waste	A3	8260B	P0	58.0
260	J		6.7	50	ug/l	PPT-J08-HP01	PPT-J08-HP01A	Waste	A3	8260B	D	38.5
99			0.13	1.0	ug/l	PPT-G05-HP01	PPT-GO5-HP01	Waste	A3	8260B	P0	53.0
46			0.13	1.0	ug/l	PPT-Q12-HP01	PPT-Q12-HP01	Waste	A5	8260B	P0	61.0
28	J		0.13	1.0	ug/l	PPT-J04-HP01	PPT-J04-HP01	GW	A4	8260B	P0	62.0
19			0.13	1.0	ug/l	PPT-I01-HP01	PPT-A2I1-PPT9-HP01	GW	A2	8260B	P0	59.0
12			0.13	1.0	ug/l	PPT-M12-HP01	PPT-M12-HP01	GW	A3	8260B	P0	68.0
5.1			0.13	1.0	ug/l	PPT-S09-HP01	PPT-S09-HP01	GW	A2	8260B	P0	68.0
4.2			0.13	1.0	ug/l	PPT-U12-HP01	PPT-U12-HP01	GW	A2	8260B	P0	50.0
3.8			0.13	1.0	ug/l	PPT-F04-HP01	PPT-A3-F4-PPT57-HP01	GW	A3	8260B	P0	46.0
3.6			0.13	1.0	ug/l	PPT-B01-HP01	PPT-A1B1-PPT2-HP01	Waste	A1	8260B	P0	46.0
1.6			0.13	1.0	ug/l	PPT-Q06-HP01	PPT-Q06-HP01	GW	A2	8260B	P0	59.8
1.1	J		0.13	1.0	ug/l	PPT-J04-HP01	PPT-J04-HP01A	GW	A4	8260B	D	62.0
1.1			0.13	1.0	ug/l	PPT-M02-HP01	PPT-A2M2-PPT16-HP01	GW	A2	8260B	P0	59.0
1.0			0.13	1.0	ug/l	PPT-E03-HP01	PPT-A3-E3-PPT34-HP01	GW	A3	8260B	P0	49.5
0.60		J	0.13	1.0	ug/l	PPT-O04-HP01	PPT-O04-HP01	GW	A2	8260B	P0	68.0
0.32		J	0.13	1.0	ug/l	PPT-G01-HP01	PPT-A1G1-PPT7-HP01	GW	A1	8260B	P0	56.0
Freon 11 (Trichlorofluoromethane)												
1.9		J	0.83	10	ug/l	PPT-Q06-HP01	PPT-Q06-HP01	GW	A2	8260B	P0	59.8
Freon 12 (Dichlorodifluoromethane)												
2.2			0.33	1.0	ug/l	PPT-Q06-HP01	PPT-Q06-HP01	GW	A2	8260B	P0	59.8
0.60		J	0.33	1.0	ug/l	PPT-J04-HP01	PPT-J04-HP01	GW	A4	8260B	P0	62.0
0.60		J	0.33	1.0	ug/l	PPT-Q12-HP01	PPT-Q12-HP01	Waste	A5	8260B	P0	61.0
0.41		J	0.33	1.0	ug/l	PPT-U12-HP01	PPT-U12-HP01	GW	A2	8260B	P0	50.0
2-Hexanone												
46			3.4	10	ug/l	PPT-B01-HP01	PPT-A1B1-PPT2-HP01	Waste	A1	8260B	P0	46.0
25			3.4	10	ug/l	PPT-F04-HP01	PPT-A3-F4-PPT57-HP01	GW	A3	8260B	P0	46.0
Isopropylbenzene												
240			2.0	20	ug/l	PPT-N10-HP01	PPT-N10-HP01	GW	A4	8260B	P0	59.5
230			2.0	20	ug/l	PPT-J06-HP01	PPT-J06-HP01	Waste	A4	8260B	P0	63.0
130			0.10	1.0	ug/l	PPT-J12-HP01	PPT-J12-HP01	Waste	A3	8260B	P0	47.0
44			0.50	5.0	ug/l	PPT-J08-HP01	PPT-J08-HP01	Waste	A3	8260B	P0	38.5
35			0.50	5.0	ug/l	PPT-I10-HP01	PPT-I10-HP01	Waste	A3	8260B	P0	58.0

*Notes: Results sorted by: 1) parameter; 2) highest to lowest detected concentration; VQ - ABBL validation flag; LQ - lab qualifier.
A list of the data qualifier definitions is provided at the end of the Tables section of this report.
* Sample Type: Waste - indicates a perched liquid sample collected from within the waste prism; GW - indicates a groundwater sample collected from native soil below the waste.

Table 4
Groundwater / Perched Liquid Analytical Results
Detected Volatile Organic Compounds

Physical Site Characterization Technical Memorandum
Former Cal Compact Landfill
Carson, California

Concentration	VQ	LQ	MDL	PQL	Units	Location ID	Sample ID	Sample Type*	Landfill Cell	Method ID	Primary (P0) or Dup (D)	Depth (ft bgs)
Isopropylbenzene												
33			0.10	1.0	ug/l	PPT-J08-HP01	PPT-J08-HP01A	Waste	A3	8260B	D	38.5
19			0.10	1.0	ug/l	PPT-B01-HP01	PPT-A1B1-PPT2-HP01	Waste	A1	8260B	P0	46.0
18			0.10	1.0	ug/l	PPT-G05-HP01	PPT-GO5-HP01	Waste	A3	8260B	P0	53.0
6.7			0.10	1.0	ug/l	PPT-M12-HP01	PPT-M12-HP01	GW	A3	8260B	P0	68.0
5.4			0.10	1.0	ug/l	PPT-J04-HP01	PPT-J04-HP01	GW	A4	8260B	P0	62.0
5.3			0.10	1.0	ug/l	PPT-F04-HP01	PPT-A3-F4-PPT57-HP01	GW	A3	8260B	P0	46.0
3.2			0.10	1.0	ug/l	PPT-I01-HP01	PPT-A2I1-PPT9-HP01	GW	A2	8260B	P0	59.0
3.0			0.10	1.0	ug/l	PPT-Q12-HP01	PPT-Q12-HP01	Waste	A5	8260B	P0	61.0
1.1			0.10	1.0	ug/l	PPT-Q06-HP01	PPT-Q06-HP01	GW	A2	8260B	P0	59.8
0.64		J	0.10	1.0	ug/l	PPT-S09-HP01	PPT-S09-HP01	GW	A2	8260B	P0	68.0
0.44		J	0.10	1.0	ug/l	PPT-U12-HP01	PPT-U12-HP01	GW	A2	8260B	P0	50.0
0.22		J	0.10	1.0	ug/l	PPT-O04-HP01	PPT-O04-HP01	GW	A2	8260B	P0	68.0
0.21		J	0.10	1.0	ug/l	PPT-E03-HP01	PPT-A3-E3-PPT34-HP01	GW	A3	8260B	P0	49.5
0.13		J	0.10	1.0	ug/l	PPT-M02-HP01	PPT-A2M2-PPT16-HP01	GW	A2	8260B	P0	59.0
p-Isopropyltoluene												
21			0.68	5.0	ug/l	PPT-I10-HP01	PPT-I10-HP01	Waste	A3	8260B	P0	58.0
7.9			0.14	1.0	ug/l	PPT-Q12-HP01	PPT-Q12-HP01	Waste	A5	8260B	P0	61.0
7.0			0.14	1.0	ug/l	PPT-G05-HP01	PPT-GO5-HP01	Waste	A3	8260B	P0	53.0
6.1		J	2.7	20	ug/l	PPT-J06-HP01	PPT-J06-HP01	Waste	A4	8260B	P0	63.0
5.6			0.14	1.0	ug/l	PPT-J12-HP01	PPT-J12-HP01	Waste	A3	8260B	P0	47.0
5.3	J		0.68	5.0	ug/l	PPT-J08-HP01	PPT-J08-HP01	Waste	A3	8260B	P0	38.5
2.4	J		0.14	1.0	ug/l	PPT-J08-HP01	PPT-J08-HP01A	Waste	A3	8260B	D	38.5
1.2			0.14	1.0	ug/l	PPT-J04-HP01	PPT-J04-HP01	GW	A4	8260B	P0	62.0
0.40		J	0.14	1.0	ug/l	PPT-U12-HP01	PPT-U12-HP01	GW	A2	8260B	P0	50.0
0.34		J	0.14	1.0	ug/l	PPT-B01-HP01	PPT-A1B1-PPT2-HP01	Waste	A1	8260B	P0	46.0
0.33		J	0.14	1.0	ug/l	PPT-S09-HP01	PPT-S09-HP01	GW	A2	8260B	P0	68.0
0.31		J	0.14	1.0	ug/l	PPT-M12-HP01	PPT-M12-HP01	GW	A3	8260B	P0	68.0
0.25		J	0.14	1.0	ug/l	PPT-F04-HP01	PPT-A3-F4-PPT57-HP01	GW	A3	8260B	P0	46.0
0.17		J	0.14	1.0	ug/l	PPT-Q06-HP01	PPT-Q06-HP01	GW	A2	8260B	P0	59.8
Methyl Ethyl Ketone												
85			8.0	10	ug/l	PPT-Q12-HP01	PPT-Q12-HP01	Waste	A5	8260B	P0	61.0
13			8.0	10	ug/l	PPT-U12-HP01	PPT-U12-HP01	GW	A2	8260B	P0	50.0
8.0		J	8.0	10	ug/l	PPT-F04-HP01	PPT-A3-F4-PPT57-HP01	GW	A3	8260B	P0	46.0
Methyl isobutyl ketone (MIBK)												
47			2.0	10	ug/l	PPT-Q12-HP01	PPT-Q12-HP01	Waste	A5	8260B	P0	61.0
2.9		J	2.0	10	ug/l	PPT-J04-HP01	PPT-J04-HP01	GW	A4	8260B	P0	62.0
Methyl Tert-butyl ether (MTBE)												
0.69		J	0.23	1.0	ug/l	PPT-J12-HP01	PPT-J12-HP01	Waste	A3	8260B	P0	47.0
0.38		J	0.23	1.0	ug/l	PPT-I01-HP01	PPT-A2I1-PPT9-HP01	GW	A2	8260B	P0	59.0
0.33		J	0.23	1.0	ug/l	PPT-F04-HP01	PPT-A3-F4-PPT57-HP01	GW	A3	8260B	P0	46.0

*Notes: Results sorted by: 1) parameter; 2) highest to lowest detected concentration; VQ - ABBL validation flag; LQ - lab qualifier.
A list of the data qualifier definitions is provided at the end of the Tables section of this report.
* Sample Type: Waste - indicates a perched liquid sample collected from within the waste prism; GW - indicates a groundwater sample collected from native soil below the waste.

Table 4
Groundwater / Perched Liquid Analytical Results
Detected Volatile Organic Compounds

Physical Site Characterization Technical Memorandum
Former Cal Compact Landfill
Carson, California

Concentration	VQ	LQ	MDL	PQL	Units	Location ID	Sample ID	Sample Type*	Landfill Cell	Method ID	Primary (P0) or Dup (D)	Depth (ft bgs)
Naphthalene												
140			0.42	10	ug/l	PPT-J12-HP01	PPT-J12-HP01	Waste	A3	8260B	P0	47.0
76		J	8.4	200	ug/l	PPT-J06-HP01	PPT-J06-HP01	Waste	A4	8260B	P0	63.0
54			2.1	50	ug/l	PPT-I10-HP01	PPT-I10-HP01	Waste	A3	8260B	P0	58.0
54			2.1	50	ug/l	PPT-J08-HP01	PPT-J08-HP01	Waste	A3	8260B	P0	38.5
49			0.42	10	ug/l	PPT-Q12-HP01	PPT-Q12-HP01	Waste	A5	8260B	P0	61.0
43			0.42	10	ug/l	PPT-J08-HP01	PPT-J08-HP01A	Waste	A3	8260B	D	38.5
23			0.42	10	ug/l	PPT-B01-HP01	PPT-A1B1-PPT2-HP01	Waste	A1	8260B	P0	46.0
14			0.42	10	ug/l	PPT-G05-HP01	PPT-GO5-HP01	Waste	A3	8260B	P0	53.0
3.5		J	0.42	10	ug/l	PPT-J04-HP01	PPT-J04-HP01	GW	A4	8260B	P0	62.0
1.6		J	0.42	10	ug/l	PPT-F04-HP01	PPT-A3-F4-PPT57-HP01	GW	A3	8260B	P0	46.0
0.99		J	0.42	10	ug/l	PPT-U12-HP01	PPT-U12-HP01	GW	A2	8260B	P0	50.0
0.86		J	0.42	10	ug/l	PPT-O04-HP01	PPT-O04-HP01	GW	A2	8260B	P0	68.0
0.86		J	0.42	10	ug/l	PPT-Q06-HP01	PPT-Q06-HP01	GW	A2	8260B	P0	59.8
0.82		J	0.42	10	ug/l	PPT-I01-HP01	PPT-A2I1-PPT9-HP01	GW	A2	8260B	P0	59.0
0.77		J	0.42	10	ug/l	PPT-M12-HP01	PPT-M12-HP01	GW	A3	8260B	P0	68.0
0.45		J	0.42	10	ug/l	PPT-E03-HP01	PPT-A3-E3-PPT34-HP01	GW	A3	8260B	P0	49.5
n-Propylbenzene												
54			0.12	1.0	ug/l	PPT-B01-HP01	PPT-A1B1-PPT2-HP01	Waste	A1	8260B	P0	46.0
47			2.5	20	ug/l	PPT-J06-HP01	PPT-J06-HP01	Waste	A4	8260B	P0	63.0
45			0.12	1.0	ug/l	PPT-J12-HP01	PPT-J12-HP01	Waste	A3	8260B	P0	47.0
17	J		0.61	5.0	ug/l	PPT-J08-HP01	PPT-J08-HP01	Waste	A3	8260B	P0	38.5
12		J	2.5	20	ug/l	PPT-N10-HP01	PPT-N10-HP01	GW	A4	8260B	P0	59.5
11	J		0.12	1.0	ug/l	PPT-J08-HP01	PPT-J08-HP01A	Waste	A3	8260B	D	38.5
9.8			0.61	5.0	ug/l	PPT-I10-HP01	PPT-I10-HP01	Waste	A3	8260B	P0	58.0
5.0			0.12	1.0	ug/l	PPT-G05-HP01	PPT-GO5-HP01	Waste	A3	8260B	P0	53.0
4.2			0.12	1.0	ug/l	PPT-Q12-HP01	PPT-Q12-HP01	Waste	A5	8260B	P0	61.0
1.8			0.12	1.0	ug/l	PPT-M12-HP01	PPT-M12-HP01	GW	A3	8260B	P0	68.0
1.2			0.12	1.0	ug/l	PPT-J04-HP01	PPT-J04-HP01	GW	A4	8260B	P0	62.0
1.1			0.12	1.0	ug/l	PPT-F04-HP01	PPT-A3-F4-PPT57-HP01	GW	A3	8260B	P0	46.0
0.52		J	0.12	1.0	ug/l	PPT-I01-HP01	PPT-A2I1-PPT9-HP01	GW	A2	8260B	P0	59.0
0.18		J	0.12	1.0	ug/l	PPT-U12-HP01	PPT-U12-HP01	GW	A2	8260B	P0	50.0
0.17		J	0.12	1.0	ug/l	PPT-S09-HP01	PPT-S09-HP01	GW	A2	8260B	P0	68.0
Styrene												
6.8		J	3.1	20	ug/l	PPT-N10-HP01	PPT-N10-HP01	GW	A4	8260B	P0	59.5
2.5			0.16	1.0	ug/l	PPT-J12-HP01	PPT-J12-HP01	Waste	A3	8260B	P0	47.0
1.9		J	0.78	5.0	ug/l	PPT-J08-HP01	PPT-J08-HP01	Waste	A3	8260B	P0	38.5
1.3			0.16	1.0	ug/l	PPT-J08-HP01	PPT-J08-HP01A	Waste	A3	8260B	D	38.5
0.91		J	0.16	1.0	ug/l	PPT-I01-HP01	PPT-A2I1-PPT9-HP01	GW	A2	8260B	P0	59.0
0.73		J	0.16	1.0	ug/l	PPT-M12-HP01	PPT-M12-HP01	GW	A3	8260B	P0	68.0
0.44		J	0.16	1.0	ug/l	PPT-J04-HP01	PPT-J04-HP01	GW	A4	8260B	P0	62.0
0.33		J	0.16	1.0	ug/l	PPT-B01-HP01	PPT-A1B1-PPT2-HP01	Waste	A1	8260B	P0	46.0
0.30		J	0.16	1.0	ug/l	PPT-U12-HP01	PPT-U12-HP01	GW	A2	8260B	P0	50.0

*Notes: Results sorted by: 1) parameter; 2) highest to lowest detected concentration; VQ - ABBL validation flag; LQ - lab qualifier.
A list of the data qualifier definitions is provided at the end of the Tables section of this report.
* Sample Type: Waste - indicates a perched liquid sample collected from within the waste prism; GW - indicates a groundwater sample collected from native soil below the waste.

Table 4
Groundwater / Perched Liquid Analytical Results
Detected Volatile Organic Compounds

Physical Site Characterization Technical Memorandum
Former Cal Compact Landfill
Carson, California

Concentration	VQ	LQ	MDL	PQL	Units	Location ID	Sample ID	Sample Type*	Landfill Cell	Method ID	Primary (P0) or Dup (D)	Depth (ft bgs)
Styrene												
0.24		J	0.16	1.0	ug/l	PPT-M02-HP01	PPT-A2M2-PPT16-HP01	GW	A2	8260B	P0	59.0
tert-Butylbenzene												
0.19		J	0.19	1.0	ug/l	PPT-Q12-HP01	PPT-Q12-HP01	Waste	A5	8260B	P0	61.0
Tetrachloroethene												
5.9	J		0.30	1.0	ug/l	PPT-J04-HP01	PPT-J04-HP01	GW	A4	8260B	P0	62.0
2.7			0.30	1.0	ug/l	PPT-Q12-HP01	PPT-Q12-HP01	Waste	A5	8260B	P0	61.0
1.9		J	1.5	5.0	ug/l	PPT-I10-HP01	PPT-I10-HP01	Waste	A3	8260B	P0	58.0
1.4	J		0.30	1.0	ug/l	PPT-J04-HP01	PPT-J04-HP01A	GW	A4	8260B	D	62.0
1.2			0.30	1.0	ug/l	PPT-I01-HP01	PPT-A2I1-PPT9-HP01	GW	A2	8260B	P0	59.0
0.75		J	0.30	1.0	ug/l	PPT-D03-HP01	PPT-A3-D3-PPT33-HP01	GW	A3	8260B	P0	47.0
0.57		J	0.30	1.0	ug/l	PPT-G01-HP01	PPT-A1G1-PPT7-HP01	GW	A1	8260B	P0	56.0
Toluene												
92			0.23	1.0	ug/l	PPT-Q12-HP01	PPT-Q12-HP01	Waste	A5	8260B	P0	61.0
29			1.1	5.0	ug/l	PPT-I10-HP01	PPT-I10-HP01	Waste	A3	8260B	P0	58.0
23			4.5	20	ug/l	PPT-N10-HP01	PPT-N10-HP01	GW	A4	8260B	P0	59.5
19		J	4.5	20	ug/l	PPT-J06-HP01	PPT-J06-HP01	Waste	A4	8260B	P0	63.0
17			0.23	1.0	ug/l	PPT-J12-HP01	PPT-J12-HP01	Waste	A3	8260B	P0	47.0
6.5	J		0.23	1.0	ug/l	PPT-J04-HP01	PPT-J04-HP01	GW	A4	8260B	P0	62.0
4.5		J	1.1	5.0	ug/l	PPT-J08-HP01	PPT-J08-HP01	Waste	A3	8260B	P0	38.5
3.6			0.23	1.0	ug/l	PPT-U12-HP01	PPT-U12-HP01	GW	A2	8260B	P0	50.0
1.9			0.23	1.0	ug/l	PPT-B01-HP01	PPT-A1B1-PPT2-HP01	Waste	A1	8260B	P0	46.0
1.8			0.23	1.0	ug/l	PPT-F04-HP01	PPT-A3-F4-PPT57-HP01	GW	A3	8260B	P0	46.0
1.6			0.23	1.0	ug/l	PPT-Q06-HP01	PPT-Q06-HP01	GW	A2	8260B	P0	59.8
1.5	J		0.23	1.0	ug/l	PPT-J04-HP01	PPT-J04-HP01A	GW	A4	8260B	D	62.0
1.4			0.23	1.0	ug/l	PPT-M12-HP01	PPT-M12-HP01	GW	A3	8260B	P0	68.0
1.3			0.23	1.0	ug/l	PPT-J08-HP01	PPT-J08-HP01A	Waste	A3	8260B	D	38.5
0.89		J	0.23	1.0	ug/l	PPT-S09-HP01	PPT-S09-HP01	GW	A2	8260B	P0	68.0
0.83		J	0.23	1.0	ug/l	PPT-E03-HP01	PPT-A3-E3-PPT34-HP01	GW	A3	8260B	P0	49.5
0.58		J	0.23	1.0	ug/l	PPT-I01-HP01	PPT-A2I1-PPT9-HP01	GW	A2	8260B	P0	59.0
0.43		J	0.23	1.0	ug/l	PPT-G05-HP01	PPT-GO5-HP01	Waste	A3	8260B	P0	53.0
1,2,3-Trichlorobenzene												
0.43		J	0.26	1.0	ug/l	PPT-Q12-HP01	PPT-Q12-HP01	Waste	A5	8260B	P0	61.0
1,2,4-Trichlorobenzene												
0.46		J	0.29	1.0	ug/l	PPT-Q12-HP01	PPT-Q12-HP01	Waste	A5	8260B	P0	61.0
0.32		J	0.29	1.0	ug/l	PPT-B01-HP01	PPT-A1B1-PPT2-HP01	Waste	A1	8260B	P0	46.0
Trichloroethene												
21			0.31	1.0	ug/l	PPT-I01-HP01	PPT-A2I1-PPT9-HP01	GW	A2	8260B	P0	59.0
13			0.31	1.0	ug/l	PPT-G01-HP01	PPT-A1G1-PPT7-HP01	GW	A1	8260B	P0	56.0
13			0.31	1.0	ug/l	PPT-Q06-HP01	PPT-Q06-HP01	GW	A2	8260B	P0	59.8
7.0			0.31	1.0	ug/l	PPT-D03-HP01	PPT-A3-D3-PPT33-HP01	GW	A3	8260B	P0	47.0
6.7			0.31	1.0	ug/l	PPT-J04-HP01	PPT-J04-HP01	GW	A4	8260B	P0	62.0

*Notes: Results sorted by: 1) parameter; 2) highest to lowest detected concentration; VQ - ABBL validation flag; LQ - lab qualifier.
A list of the data qualifier definitions is provided at the end of the Tables section of this report.
* Sample Type: Waste - indicates a perched liquid sample collected from within the waste prism; GW - indicates a groundwater sample collected from native soil below the waste.

Table 4
Groundwater / Perched Liquid Analytical Results
Detected Volatile Organic Compounds

Physical Site Characterization Technical Memorandum
Former Cal Compact Landfill
Carson, California

Concentration	VQ	LQ	MDL	PQL	Units	Location ID	Sample ID	Sample Type*	Landfill Cell	Method ID	Primary (P0) or Dup (D)	Depth (ft bgs)
Trichloroethene												
5.0			0.31	1.0	ug/l	PPT-J04-HP01	PPT-J04-HP01A	GW	A4	8260B	D	62.0
2.5			0.31	1.0	ug/l	PPT-Q12-HP01	PPT-Q12-HP01	Waste	A5	8260B	P0	61.0
0.61		J	0.31	1.0	ug/l	PPT-U12-HP01	PPT-U12-HP01	GW	A2	8260B	P0	50.0
0.38		J	0.31	1.0	ug/l	PPT-J12-HP01	PPT-J12-HP01	Waste	A3	8260B	P0	47.0
1,2,4-Trimethylbenzene												
56			0.13	1.0	ug/l	PPT-Q12-HP01	PPT-Q12-HP01	Waste	A5	8260B	P0	61.0
54			0.67	5.0	ug/l	PPT-I10-HP01	PPT-I10-HP01	Waste	A3	8260B	P0	58.0
48			0.13	1.0	ug/l	PPT-J12-HP01	PPT-J12-HP01	Waste	A3	8260B	P0	47.0
46			2.7	20	ug/l	PPT-J06-HP01	PPT-J06-HP01	Waste	A4	8260B	P0	63.0
24			0.13	1.0	ug/l	PPT-G05-HP01	PPT-GO5-HP01	Waste	A3	8260B	P0	53.0
6.5	J		0.67	5.0	ug/l	PPT-J08-HP01	PPT-J08-HP01	Waste	A3	8260B	P0	38.5
6.5		J	2.7	20	ug/l	PPT-N10-HP01	PPT-N10-HP01	GW	A4	8260B	P0	59.5
2.9	J		0.13	1.0	ug/l	PPT-J08-HP01	PPT-J08-HP01A	Waste	A3	8260B	D	38.5
2.7			0.13	1.0	ug/l	PPT-B01-HP01	PPT-A1B1-PPT2-HP01	Waste	A1	8260B	P0	46.0
1.7			0.13	1.0	ug/l	PPT-J04-HP01	PPT-J04-HP01	GW	A4	8260B	P0	62.0
1.6			0.13	1.0	ug/l	PPT-M12-HP01	PPT-M12-HP01	GW	A3	8260B	P0	68.0
0.77		J	0.13	1.0	ug/l	PPT-F04-HP01	PPT-A3-F4-PPT57-HP01	GW	A3	8260B	P0	46.0
0.54		J	0.13	1.0	ug/l	PPT-S09-HP01	PPT-S09-HP01	GW	A2	8260B	P0	68.0
0.50		J	0.13	1.0	ug/l	PPT-E03-HP01	PPT-A3-E3-PPT34-HP01	GW	A3	8260B	P0	49.5
0.38		J	0.13	1.0	ug/l	PPT-Q06-HP01	PPT-Q06-HP01	GW	A2	8260B	P0	59.8
0.20		J	0.13	1.0	ug/l	PPT-I01-HP01	PPT-A2I1-PPT9-HP01	GW	A2	8260B	P0	59.0
1,3,5-Trimethylbenzene												
17			4.3	5.0	ug/l	PPT-I10-HP01	PPT-I10-HP01	Waste	A3	8260B	P0	58.0
14			0.86	1.0	ug/l	PPT-Q12-HP01	PPT-Q12-HP01	Waste	A5	8260B	P0	61.0
11			0.86	1.0	ug/l	PPT-J12-HP01	PPT-J12-HP01	Waste	A3	8260B	P0	47.0
5.4			0.86	1.0	ug/l	PPT-G05-HP01	PPT-GO5-HP01	Waste	A3	8260B	P0	53.0
1.3			0.86	1.0	ug/l	PPT-J08-HP01	PPT-J08-HP01A	Waste	A3	8260B	D	38.5
Vinyl Chloride												
77			0.24	0.50	ug/l	PPT-Q06-HP01	PPT-Q06-HP01	GW	A2	8260B	P0	59.8
27			0.24	0.50	ug/l	PPT-G01-HP01	PPT-A1G1-PPT7-HP01	GW	A1	8260B	P0	56.0
16			0.24	0.50	ug/l	PPT-D03-HP01	PPT-A3-D3-PPT33-HP01	GW	A3	8260B	P0	47.0
13			0.24	0.50	ug/l	PPT-J04-HP01	PPT-J04-HP01A	GW	A4	8260B	D	62.0
11			0.24	0.50	ug/l	PPT-J04-HP01	PPT-J04-HP01	GW	A4	8260B	P0	62.0
4.1			0.24	0.50	ug/l	PPT-M12-HP01	PPT-M12-HP01	GW	A3	8260B	P0	68.0
3.9			0.24	0.50	ug/l	PPT-I01-HP01	PPT-A2I1-PPT9-HP01	GW	A2	8260B	P0	59.0
2.4			0.24	0.50	ug/l	PPT-J12-HP01	PPT-J12-HP01	Waste	A3	8260B	P0	47.0
2.2			0.24	0.50	ug/l	PPT-U12-HP01	PPT-U12-HP01	GW	A2	8260B	P0	50.0
2.0		J	1.2	2.5	ug/l	PPT-I10-HP01	PPT-I10-HP01	Waste	A3	8260B	P0	58.0
1.8			0.24	0.50	ug/l	PPT-O04-HP01	PPT-O04-HP01	GW	A2	8260B	P0	68.0
1.7			0.24	0.50	ug/l	PPT-Q12-HP01	PPT-Q12-HP01	Waste	A5	8260B	P0	61.0
1.6		J	1.2	2.5	ug/l	PPT-J08-HP01	PPT-J08-HP01	Waste	A3	8260B	P0	38.5
1.1			0.24	0.50	ug/l	PPT-S09-HP01	PPT-S09-HP01	GW	A2	8260B	P0	68.0

*Notes: Results sorted by: 1) parameter; 2) highest to lowest detected concentration; VQ - ABBL validation flag; LQ - lab qualifier.
A list of the data qualifier definitions is provided at the end of the Tables section of this report.
* Sample Type: Waste - indicates a perched liquid sample collected from within the waste prism; GW - indicates a groundwater sample collected from native soil below the waste.

Table 4
Groundwater / Perched Liquid Analytical Results
Detected Volatile Organic Compounds

Physical Site Characterization Technical Memorandum
Former Cal Compact Landfill
Carson, California

Concentration	VQ	LQ	MDL	PQL	Units	Location ID	Sample ID	Sample Type*	Landfill Cell	Method ID	Primary (P0) or Dup (D)	Depth (ft bgs)
Vinyl Chloride												
0.48		J	0.24	0.50	ug/l	PPT-M02-HP01	PPT-A2M2-PPT16-HP01	GW	A2	8260B	P0	59.0
m,p-Xylene												
220			0.27	1.0	ug/l	PPT-Q12-HP01	PPT-Q12-HP01	Waste	A5	8260B	P0	61.0
110			5.5	20	ug/l	PPT-J06-HP01	PPT-J06-HP01	Waste	A4	8260B	P0	63.0
86			1.4	5.0	ug/l	PPT-I10-HP01	PPT-I10-HP01	Waste	A3	8260B	P0	58.0
60			0.27	1.0	ug/l	PPT-J12-HP01	PPT-J12-HP01	Waste	A3	8260B	P0	47.0
15	J		1.4	5.0	ug/l	PPT-J08-HP01	PPT-J08-HP01	Waste	A3	8260B	P0	38.5
7.8			0.27	1.0	ug/l	PPT-G05-HP01	PPT-GO5-HP01	Waste	A3	8260B	P0	53.0
7.1			0.27	1.0	ug/l	PPT-J04-HP01	PPT-J04-HP01	GW	A4	8260B	P0	62.0
5.4	J		0.27	1.0	ug/l	PPT-J08-HP01	PPT-J08-HP01A	Waste	A3	8260B	D	38.5
4.2			0.27	1.0	ug/l	PPT-U12-HP01	PPT-U12-HP01	GW	A2	8260B	P0	50.0
2.3			0.27	1.0	ug/l	PPT-F04-HP01	PPT-A3-F4-PPT57-HP01	GW	A3	8260B	P0	46.0
2.2			0.27	1.0	ug/l	PPT-M12-HP01	PPT-M12-HP01	GW	A3	8260B	P0	68.0
1.5			0.27	1.0	ug/l	PPT-S09-HP01	PPT-S09-HP01	GW	A2	8260B	P0	68.0
1.2			0.27	1.0	ug/l	PPT-B01-HP01	PPT-A1B1-PPT2-HP01	Waste	A1	8260B	P0	46.0
1.2			0.27	1.0	ug/l	PPT-Q06-HP01	PPT-Q06-HP01	GW	A2	8260B	P0	59.8
0.81		J	0.27	1.0	ug/l	PPT-I01-HP01	PPT-A2I1-PPT9-HP01	GW	A2	8260B	P0	59.0
0.72		J	0.27	1.0	ug/l	PPT-E03-HP01	PPT-A3-E3-PPT34-HP01	GW	A3	8260B	P0	49.5
0.49		J	0.27	1.0	ug/l	PPT-O04-HP01	PPT-O04-HP01	GW	A2	8260B	P0	68.0
0.44		J	0.27	1.0	ug/l	PPT-M02-HP01	PPT-A2M2-PPT16-HP01	GW	A2	8260B	P0	59.0
o-Xylene												
140			0.17	1.0	ug/l	PPT-Q12-HP01	PPT-Q12-HP01	Waste	A5	8260B	P0	61.0
38			3.4	20	ug/l	PPT-J06-HP01	PPT-J06-HP01	Waste	A4	8260B	P0	63.0
30			0.85	5.0	ug/l	PPT-I10-HP01	PPT-I10-HP01	Waste	A3	8260B	P0	58.0
16			0.17	1.0	ug/l	PPT-J12-HP01	PPT-J12-HP01	Waste	A3	8260B	P0	47.0
16		J	3.4	20	ug/l	PPT-N10-HP01	PPT-N10-HP01	GW	A4	8260B	P0	59.5
6.0	J		0.85	5.0	ug/l	PPT-J08-HP01	PPT-J08-HP01	Waste	A3	8260B	P0	38.5
3.8			0.17	1.0	ug/l	PPT-G05-HP01	PPT-GO5-HP01	Waste	A3	8260B	P0	53.0
3.3	J		0.17	1.0	ug/l	PPT-J08-HP01	PPT-J08-HP01A	Waste	A3	8260B	D	38.5
2.6			0.17	1.0	ug/l	PPT-J04-HP01	PPT-J04-HP01	GW	A4	8260B	P0	62.0
2.2			0.17	1.0	ug/l	PPT-F04-HP01	PPT-A3-F4-PPT57-HP01	GW	A3	8260B	P0	46.0
1.9			0.17	1.0	ug/l	PPT-U12-HP01	PPT-U12-HP01	GW	A2	8260B	P0	50.0
1.7			0.17	1.0	ug/l	PPT-Q06-HP01	PPT-Q06-HP01	GW	A2	8260B	P0	59.8
1.0			0.17	1.0	ug/l	PPT-B01-HP01	PPT-A1B1-PPT2-HP01	Waste	A1	8260B	P0	46.0
0.79		J	0.17	1.0	ug/l	PPT-M12-HP01	PPT-M12-HP01	GW	A3	8260B	P0	68.0
0.53		J	0.17	1.0	ug/l	PPT-S09-HP01	PPT-S09-HP01	GW	A2	8260B	P0	68.0
0.38		J	0.17	1.0	ug/l	PPT-I01-HP01	PPT-A2I1-PPT9-HP01	GW	A2	8260B	P0	59.0
0.31		J	0.17	1.0	ug/l	PPT-M02-HP01	PPT-A2M2-PPT16-HP01	GW	A2	8260B	P0	59.0
0.17		J	0.17	1.0	ug/l	PPT-E03-HP01	PPT-A3-E3-PPT34-HP01	GW	A3	8260B	P0	49.5

*Notes: Results sorted by: 1) parameter; 2) highest to lowest detected concentration; VQ - ABBL validation flag; LQ - lab qualifier.
A list of the data qualifier definitions is provided at the end of the Tables section of this report.
* Sample Type: Waste - indicates a perched liquid sample collected from within the waste prism; GW - indicates a groundwater sample collected from native soil below the waste.

Table 5
Groundwater / Perched Liquid Analytical Results
Detected Semi-Volatile Organic Compounds

Physical Site Characterization Technical Memorandum
Former Cal Compact Landfill
Carson, California

Concentration	VQ	LQ	MDL	PQL	Units	Location ID	Sample ID	Sample Type*	Landfill Cell	Method ID	Primary (P0) or Dup (D)	Depth (ft bgs)
Acenaphthene												
2.4		J	1.4	10	ug/l	PPT-Q12-HP01	PPT-Q12-HP01	Waste	A5	8270C	P0	61.0
Acenaphthylene												
6.9		J	1.4	10	ug/l	PPT-J06-HP01	PPT-J06-HP01	Waste	A4	8270C	P0	63.0
Benzoic acid												
14		J	0.43	50	ug/l	PPT-U12-HP01	PPT-U12-HP01	GW	A2	8270C	P0	50.0
Bis(2-ethylhexyl)phthalate												
270	J		1.0	10	ug/l	PPT-J08-HP01	PPT-J08-HP01	Waste	A3	8270C	P0	38.5
140	J		1.0	10	ug/l	PPT-J08-HP01	PPT-J08-HP01A	Waste	A3	8270C	D	38.5
120			1.0	10	ug/l	PPT-B01-HP01	PPT-A1B1-PPT2-HP01	Waste	A1	8270C	P0	46.0
92	J		1.0	10	ug/l	PPT-G05-HP01	PPT-GO5-HP01	Waste	A3	8270C	P0	53.0
74	J		1.0	10	ug/l	PPT-J12-HP01	PPT-J12-HP01	Waste	A3	8270C	P0	47.0
21	J		2.0	20	ug/l	PPT-I10-HP01	PPT-I10-HP01	Waste	A3	8270C	P0	58.0
9.8		J	1.0	10	ug/l	PPT-Q12-HP01	PPT-Q12-HP01	Waste	A5	8270C	P0	61.0
5.9		J	1.0	10	ug/l	PPT-Q06-HP01	PPT-Q06-HP01	GW	A2	8270C	P0	59.8
5.6		J	1.0	10	ug/l	PPT-M12-HP01	PPT-M12-HP01	GW	A3	8270C	P0	68.0
5.0		J	1.0	10	ug/l	PPT-N10-HP01	PPT-N10-HP01	GW	A4	8270C	P0	59.5
1.3		J	1.0	10	ug/l	PPT-J04-HP01	PPT-J04-HP01A	GW	A4	8270C	D	62.0
Butylbenzylphthalate												
65			1.0	10	ug/l	PPT-B01-HP01	PPT-A1B1-PPT2-HP01	Waste	A1	8270C	P0	46.0
23	J		1.0	10	ug/l	PPT-J12-HP01	PPT-J12-HP01	Waste	A3	8270C	P0	47.0
2-Chlorophenol												
2.8		J	1.0	10	ug/l	PPT-N10-HP01	PPT-N10-HP01	GW	A4	8270C	P0	59.5
Chrysene												
3.4	J	J	1.3	10	ug/l	PPT-J12-HP01	PPT-J12-HP01	Waste	A3	8270C	P0	47.0
Di-n-butylphthalate												
11			1.5	10	ug/l	PPT-J12-HP01	PPT-J12-HP01	Waste	A3	8270C	P0	47.0
Dibenzofuran												
1.6		J	1.4	10	ug/l	PPT-Q12-HP01	PPT-Q12-HP01	Waste	A5	8270C	P0	61.0
1,4-Dichlorobenzene												
8.1		J	1.1	10	ug/l	PPT-B01-HP01	PPT-A1B1-PPT2-HP01	Waste	A1	8270C	P0	46.0
4.0		J	1.1	10	ug/l	PPT-J12-HP01	PPT-J12-HP01	Waste	A3	8270C	P0	47.0
3.9		J	1.1	10	ug/l	PPT-J08-HP01	PPT-J08-HP01A	Waste	A3	8270C	D	38.5
2.8		J	1.1	10	ug/l	PPT-F04-HP01	PPT-A3-F4-PPT57-HP01	GW	A3	8270C	P0	46.0
Diethylphthalate												
8.1		J	1.4	10	ug/l	PPT-S09-HP01	PPT-S09-HP01	GW	A2	8270C	P0	68.0
6.9		J	1.4	10	ug/l	PPT-Q12-HP01	PPT-Q12-HP01	Waste	A5	8270C	P0	61.0
4.1		J	1.4	10	ug/l	PPT-G01-HP01	PPT-A1G1-PPT7-HP01	GW	A1	8270C	P0	56.0
3.5		J	1.4	10	ug/l	PPT-G05-HP01	PPT-GO5-HP01	Waste	A3	8270C	P0	53.0
2.6		J	1.4	10	ug/l	PPT-F04-HP01	PPT-A3-F4-PPT57-HP01	GW	A3	8270C	P0	46.0
2.1		J	1.4	10	ug/l	PPT-Q06-HP01	PPT-Q06-HP01	GW	A2	8270C	P0	59.8
1.8		J	1.4	10	ug/l	PPT-O04-HP01	PPT-O04-HP01	GW	A2	8270C	P0	68.0

*Notes: Results sorted by: 1) parameter; 2) highest to lowest detected concentration; VQ - ABBL validation flag; LQ - lab qualifier.
A list of the data qualifier definitions is provided at the end of the Tables section of this report.
* Sample Type: Waste - indicates a perched liquid sample collected from within the waste prism; GW - indicates a groundwater sample collected from native soil below the waste.

Table 5
Groundwater / Perched Liquid Analytical Results
Detected Semi-Volatile Organic Compounds

Physical Site Characterization Technical Memorandum
Former Cal Compact Landfill
Carson, California

Concentration	VQ	LQ	MDL	PQL	Units	Location ID	Sample ID	Sample Type*	Landfill Cell	Method ID	Primary (P0) or Dup (D)	Depth (ft bgs)
Diethylphthalate												
1.5		J	1.4	10	ug/l	PPT-J04-HP01	PPT-J04-HP01	GW	A4	8270C	P0	62.0
2,4-Dimethylphenol												
91	J		1.2	10	ug/l	PPT-J08-HP01	PPT-J08-HP01	Waste	A3	8270C	P0	38.5
77			1.2	10	ug/l	PPT-G05-HP01	PPT-GO5-HP01	Waste	A3	8270C	P0	53.0
58	J		1.2	10	ug/l	PPT-J08-HP01	PPT-J08-HP01A	Waste	A3	8270C	D	38.5
54			2.4	20	ug/l	PPT-I10-HP01	PPT-I10-HP01	Waste	A3	8270C	P0	58.0
41			1.2	10	ug/l	PPT-Q12-HP01	PPT-Q12-HP01	Waste	A5	8270C	P0	61.0
19			1.2	10	ug/l	PPT-J12-HP01	PPT-J12-HP01	Waste	A3	8270C	P0	47.0
17			1.2	10	ug/l	PPT-J06-HP01	PPT-J06-HP01	Waste	A4	8270C	P0	63.0
Fluorene												
2.0		J	1.4	10	ug/l	PPT-Q12-HP01	PPT-Q12-HP01	Waste	A5	8270C	P0	61.0
1-Methylnaphthalene												
70			1.4	10	ug/l	PPT-J12-HP01	PPT-J12-HP01	Waste	A3	8270C	P0	47.0
18		J	2.7	20	ug/l	PPT-I10-HP01	PPT-I10-HP01	Waste	A3	8270C	P0	58.0
12			1.4	10	ug/l	PPT-J06-HP01	PPT-J06-HP01	Waste	A4	8270C	P0	63.0
7.3		J	1.4	10	ug/l	PPT-J08-HP01	PPT-J08-HP01A	Waste	A3	8270C	D	38.5
6.9	J	J	1.4	10	ug/l	PPT-J08-HP01	PPT-J08-HP01	Waste	A3	8270C	P0	38.5
3.9		J	1.4	10	ug/l	PPT-G05-HP01	PPT-GO5-HP01	Waste	A3	8270C	P0	53.0
2.8		J	1.4	10	ug/l	PPT-B01-HP01	PPT-A1B1-PPT2-HP01	Waste	A1	8270C	P0	46.0
2.4		J	1.4	10	ug/l	PPT-Q12-HP01	PPT-Q12-HP01	Waste	A5	8270C	P0	61.0
2-Methylnaphthalene												
110			1.2	10	ug/l	PPT-J12-HP01	PPT-J12-HP01	Waste	A3	8270C	P0	47.0
28			2.5	20	ug/l	PPT-I10-HP01	PPT-I10-HP01	Waste	A3	8270C	P0	58.0
18			1.2	10	ug/l	PPT-J06-HP01	PPT-J06-HP01	Waste	A4	8270C	P0	63.0
12	J		1.2	10	ug/l	PPT-J08-HP01	PPT-J08-HP01	Waste	A3	8270C	P0	38.5
12			1.2	10	ug/l	PPT-J08-HP01	PPT-J08-HP01A	Waste	A3	8270C	D	38.5
5.5		J	1.2	10	ug/l	PPT-G05-HP01	PPT-GO5-HP01	Waste	A3	8270C	P0	53.0
3.9		J	1.2	10	ug/l	PPT-B01-HP01	PPT-A1B1-PPT2-HP01	Waste	A1	8270C	P0	46.0
2.6		J	1.2	10	ug/l	PPT-Q12-HP01	PPT-Q12-HP01	Waste	A5	8270C	P0	61.0
2-Methylphenol												
7.6		J	2.1	20	ug/l	PPT-I10-HP01	PPT-I10-HP01	Waste	A3	8270C	P0	58.0
3/4-Methylphenol												
13			1.0	10	ug/l	PPT-Q12-HP01	PPT-Q12-HP01	Waste	A5	8270C	P0	61.0
6.8		J	2.1	20	ug/l	PPT-I10-HP01	PPT-I10-HP01	Waste	A3	8270C	P0	58.0
3.2		J	1.0	10	ug/l	PPT-U12-HP01	PPT-U12-HP01	GW	A2	8270C	P0	50.0
1.9		J	1.0	10	ug/l	PPT-N10-HP01	PPT-N10-HP01	GW	A4	8270C	P0	59.5
1.1		J	1.0	10	ug/l	PPT-F04-HP01	PPT-A3-F4-PPT57-HP01	GW	A3	8270C	P0	46.0
Naphthalene												
86			1.4	10	ug/l	PPT-J12-HP01	PPT-J12-HP01	Waste	A3	8270C	P0	47.0
37	J		1.4	10	ug/l	PPT-J08-HP01	PPT-J08-HP01A	Waste	A3	8270C	D	38.5
35			2.9	20	ug/l	PPT-I10-HP01	PPT-I10-HP01	Waste	A3	8270C	P0	58.0

*Notes: Results sorted by: 1) parameter; 2) highest to lowest detected concentration; VQ - ABBL validation flag; LQ - lab qualifier.
A list of the data qualifier definitions is provided at the end of the Tables section of this report.
* Sample Type: Waste - indicates a perched liquid sample collected from within the waste prism; GW - indicates a groundwater sample collected from native soil below the waste.

Table 5
Groundwater / Perched Liquid Analytical Results
Detected Semi-Volatile Organic Compounds

Physical Site Characterization Technical Memorandum
Former Cal Compact Landfill
Carson, California

Concentration	VQ	LQ	MDL	PQL	Units	Location ID	Sample ID	Sample Type*	Landfill Cell	Method ID	Primary (P0) or Dup (D)	Depth (ft bgs)
Naphthalene												
28			1.4	10	ug/l	PPT-J06-HP01	PPT-J06-HP01	Waste	A4	8270C	P0	63.0
26	J		1.4	10	ug/l	PPT-J08-HP01	PPT-J08-HP01	Waste	A3	8270C	P0	38.5
15			1.4	10	ug/l	PPT-G05-HP01	PPT-GO5-HP01	Waste	A3	8270C	P0	53.0
15			1.4	10	ug/l	PPT-Q12-HP01	PPT-Q12-HP01	Waste	A5	8270C	P0	61.0
11			1.4	10	ug/l	PPT-B01-HP01	PPT-A1B1-PPT2-HP01	Waste	A1	8270C	P0	46.0
4.0		J	1.4	10	ug/l	PPT-N10-HP01	PPT-N10-HP01	GW	A4	8270C	P0	59.5
N-Nitrosodiphenylamine												
7.7		J	1.4	10	ug/l	PPT-B01-HP01	PPT-A1B1-PPT2-HP01	Waste	A1	8270C	P0	46.0
2.1		J	1.4	10	ug/l	PPT-J08-HP01	PPT-J08-HP01A	Waste	A3	8270C	D	38.5
Phenanthrene												
30			1.5	10	ug/l	PPT-J12-HP01	PPT-J12-HP01	Waste	A3	8270C	P0	47.0
7.8		J	1.5	10	ug/l	PPT-G05-HP01	PPT-GO5-HP01	Waste	A3	8270C	P0	53.0
5.9		J	3.0	20	ug/l	PPT-I10-HP01	PPT-I10-HP01	Waste	A3	8270C	P0	58.0
4.0		J	1.5	10	ug/l	PPT-J08-HP01	PPT-J08-HP01A	Waste	A3	8270C	D	38.5
2.1		J	1.5	10	ug/l	PPT-Q12-HP01	PPT-Q12-HP01	Waste	A5	8270C	P0	61.0
1.9		J	1.5	10	ug/l	PPT-N10-HP01	PPT-N10-HP01	GW	A4	8270C	P0	59.5
Pyrene												
4.1	J	J	1.4	10	ug/l	PPT-G05-HP01	PPT-GO5-HP01	Waste	A3	8270C	P0	53.0
2.8	J	J	2.7	20	ug/l	PPT-I10-HP01	PPT-I10-HP01	Waste	A3	8270C	P0	58.0
2.6	J	J	1.4	10	ug/l	PPT-J08-HP01	PPT-J08-HP01	Waste	A3	8270C	P0	38.5
2.1	J	J	1.4	10	ug/l	PPT-F04-HP01	PPT-A3-F4-PPT57-HP01	GW	A3	8270C	P0	46.0

*Notes: Results sorted by: 1) parameter; 2) highest to lowest detected concentration; VQ - ABBL validation flag; LQ - lab qualifier.
A list of the data qualifier definitions is provided at the end of the Tables section of this report.
* Sample Type: Waste - indicates a perched liquid sample collected from within the waste prism; GW - indicates a groundwater sample collected from native soil below the waste.

Table 6
Groundwater / Perched Liquid Analytical Results
Detected Dissolved Metals

Physical Site Characterization Technical Memorandum
Former Cal Compact Landfill
Carson, California

Concentration	VQ	LQ	MDL	PQL	Units	Location ID	Sample ID	Sample Type*	Landfill Cell	Method ID	Primary (P0) or Dup (D)	Depth (ft bgs)
Antimony, dissolved												
0.0226	B		0.00209	0.0150	mg/l	PPT-I10-HP01	PPT-I10-HP01	Waste	A3	6010B	P0	58.0
Arsenic, dissolved												
0.116			0.00308	0.0100	mg/l	PPT-E03-HP01	PPT-A3-E3-PPT34-HP01	GW	A3	6010B	P0	49.5
0.116			0.00308	0.0100	mg/l	PPT-J06-HP01	PPT-J06-HP01	Waste	A4	6010B	P0	63.0
0.105			0.00308	0.0100	mg/l	PPT-M02-HP01	PPT-A2M2-PPT16-HP01	GW	A2	6010B	P0	59.0
0.101			0.00308	0.0100	mg/l	PPT-Q06-HP01	PPT-Q06-HP01	GW	A2	6010B	P0	59.8
0.0721			0.00308	0.0100	mg/l	PPT-I10-HP01	PPT-I10-HP01	Waste	A3	6010B	P0	58.0
0.0580			0.00308	0.0100	mg/l	PPT-I01-HP01	PPT-A2I1-PPT9-HP01	GW	A2	6010B	P0	59.0
0.0465			0.00308	0.0100	mg/l	PPT-G05-HP01	PPT-GO5-HP01	Waste	A3	6010B	P0	53.0
0.0346			0.00308	0.0100	mg/l	PPT-F04-HP01	PPT-A3-F4-PPT57-HP01	GW	A3	6010B	P0	46.0
0.0224			0.00308	0.0100	mg/l	PPT-J04-HP01	PPT-J04-HP01A	GW	A4	6010B	D	62.0
0.0175			0.00308	0.0100	mg/l	PPT-J04-HP01	PPT-J04-HP01	GW	A4	6010B	P0	62.0
Barium, dissolved												
2.82			0.000719	0.0100	mg/l	PPT-J06-HP01	PPT-J06-HP01	Waste	A4	6010B	P0	63.0
2.21			0.000719	0.0100	mg/l	PPT-Q12-HP01	PPT-Q12-HP01	Waste	A5	6010B	P0	61.0
2.13			0.000719	0.0100	mg/l	PPT-B01-HP01	PPT-A1B1-PPT2-HP01	Waste	A1	6010B	P0	46.0
1.90			0.000719	0.0100	mg/l	PPT-J12-HP01	PPT-J12-HP01	Waste	A3	6010B	P0	47.0
1.57			0.000719	0.0100	mg/l	PPT-I10-HP01	PPT-I10-HP01	Waste	A3	6010B	P0	58.0
1.53	J		0.000719	0.0100	mg/l	PPT-J08-HP01	PPT-J08-HP01	Waste	A3	6010B	P0	38.5
1.06	J		0.000719	0.0100	mg/l	PPT-J08-HP01	PPT-J08-HP01A	Waste	A3	6010B	D	38.5
0.879			0.000719	0.0100	mg/l	PPT-G05-HP01	PPT-GO5-HP01	Waste	A3	6010B	P0	53.0
0.193			0.000719	0.0100	mg/l	PPT-U12-HP01	PPT-U12-HP01	GW	A2	6010B	P0	50.0
0.191			0.000719	0.0100	mg/l	PPT-F04-HP01	PPT-A3-F4-PPT57-HP01	GW	A3	6010B	P0	46.0
0.168			0.000719	0.0100	mg/l	PPT-E03-HP01	PPT-A3-E3-PPT34-HP01	GW	A3	6010B	P0	49.5
0.161			0.000719	0.0100	mg/l	PPT-Q06-HP01	PPT-Q06-HP01	GW	A2	6010B	P0	59.8
0.120	J		0.000719	0.0100	mg/l	PPT-J04-HP01	PPT-J04-HP01	GW	A4	6010B	P0	62.0
0.117			0.000719	0.0100	mg/l	PPT-M12-HP01	PPT-M12-HP01	GW	A3	6010B	P0	68.0
0.116			0.000719	0.0100	mg/l	PPT-M02-HP01	PPT-A2M2-PPT16-HP01	GW	A2	6010B	P0	59.0
0.103			0.000719	0.0100	mg/l	PPT-N10-HP01	PPT-N10-HP01	GW	A4	6010B	P0	59.5
0.0785	J		0.000719	0.0100	mg/l	PPT-J04-HP01	PPT-J04-HP01A	GW	A4	6010B	D	62.0
0.0608			0.000719	0.0100	mg/l	PPT-O04-HP01	PPT-O04-HP01	GW	A2	6010B	P0	68.0
0.0567			0.000719	0.0100	mg/l	PPT-G01-HP01	PPT-A1G1-PPT7-HP01	GW	A1	6010B	P0	56.0
0.0488			0.000719	0.0100	mg/l	PPT-S09-HP01	PPT-S09-HP01	GW	A2	6010B	P0	68.0
0.0442			0.000719	0.0100	mg/l	PPT-D03-HP01	PPT-A3-D3-PPT33-HP01	GW	A3	6010B	P0	47.0
0.0430			0.000719	0.0100	mg/l	PPT-I01-HP01	PPT-A2I1-PPT9-HP01	GW	A2	6010B	P0	59.0
Beryllium, dissolved												
0.00167			0.000176	0.00100	mg/l	PPT-Q06-HP01	PPT-Q06-HP01	GW	A2	6010B	P0	59.8
0.00103			0.000176	0.00100	mg/l	PPT-Q12-HP01	PPT-Q12-HP01	Waste	A5	6010B	P0	61.0
0.000764		J	0.000176	0.00100	mg/l	PPT-D03-HP01	PPT-A3-D3-PPT33-HP01	GW	A3	6010B	P0	47.0
0.000759		J	0.000176	0.00100	mg/l	PPT-U12-HP01	PPT-U12-HP01	GW	A2	6010B	P0	50.0
0.000742		J	0.000176	0.00100	mg/l	PPT-J08-HP01	PPT-J08-HP01A	Waste	A3	6010B	D	38.5
0.000727		J	0.000176	0.00100	mg/l	PPT-J08-HP01	PPT-J08-HP01	Waste	A3	6010B	P0	38.5

*Notes: Results sorted by: 1) parameter; 2) highest to lowest detected concentration; VQ - ABBL validation flag; LQ - lab qualifier.
A list of the data qualifier definitions is provided at the end of the Tables section of this report.
*Sample Type: Waste - indicates a perched liquid sample collected from within the waste prism; GW - indicates a groundwater sample collected from native soil below the waste.

Table 6
Groundwater / Perched Liquid Analytical Results
Detected Dissolved Metals

Physical Site Characterization Technical Memorandum
Former Cal Compact Landfill
Carson, California

Concentration	VQ	LQ	MDL	PQL	Units	Location ID	Sample ID	Sample Type*	Landfill Cell	Method ID	Primary (P0) or Dup (D)	Depth (ft bgs)
Beryllium, dissolved												
0.000591		J	0.000176	0.00100	mg/l	PPT-O04-HP01	PPT-O04-HP01	GW	A2	6010B	P0	68.0
0.000571		J	0.000176	0.00100	mg/l	PPT-I01-HP01	PPT-A2I1-PPT9-HP01	GW	A2	6010B	P0	59.0
0.000569		J	0.000176	0.00100	mg/l	PPT-F04-HP01	PPT-A3-F4-PPT57-HP01	GW	A3	6010B	P0	46.0
0.000477		J	0.000176	0.00100	mg/l	PPT-M02-HP01	PPT-A2M2-PPT16-HP01	GW	A2	6010B	P0	59.0
0.000427		J	0.000176	0.00100	mg/l	PPT-M12-HP01	PPT-M12-HP01	GW	A3	6010B	P0	68.0
0.000418		J	0.000176	0.00100	mg/l	PPT-E03-HP01	PPT-A3-E3-PPT34-HP01	GW	A3	6010B	P0	49.5
0.000314		J	0.000176	0.00100	mg/l	PPT-S09-HP01	PPT-S09-HP01	GW	A2	6010B	P0	68.0
0.000308		J	0.000176	0.00100	mg/l	PPT-I10-HP01	PPT-I10-HP01	Waste	A3	6010B	P0	58.0
0.000246		J	0.000176	0.00100	mg/l	PPT-N10-HP01	PPT-N10-HP01	GW	A4	6010B	P0	59.5
0.000224		J	0.000176	0.00100	mg/l	PPT-B01-HP01	PPT-A1B1-PPT2-HP01	Waste	A1	6010B	P0	46.0
0.000207		J	0.000176	0.00100	mg/l	PPT-J12-HP01	PPT-J12-HP01	Waste	A3	6010B	P0	47.0
Cadmium, dissolved												
0.00350		J	0.000350	0.00500	mg/l	PPT-G05-HP01	PPT-GO5-HP01	Waste	A3	6010B	P0	53.0
0.00204		J	0.000350	0.00500	mg/l	PPT-J04-HP01	PPT-J04-HP01	GW	A4	6010B	P0	62.0
0.00143		J	0.000350	0.00500	mg/l	PPT-J08-HP01	PPT-J08-HP01	Waste	A3	6010B	P0	38.5
0.000848		J	0.000350	0.00500	mg/l	PPT-J08-HP01	PPT-J08-HP01A	Waste	A3	6010B	D	38.5
0.000696		J	0.000350	0.00500	mg/l	PPT-J12-HP01	PPT-J12-HP01	Waste	A3	6010B	P0	47.0
Chromium, dissolved												
0.0272			0.000350	0.00500	mg/l	PPT-G05-HP01	PPT-GO5-HP01	Waste	A3	6010B	P0	53.0
0.0216			0.000350	0.00500	mg/l	PPT-I10-HP01	PPT-I10-HP01	Waste	A3	6010B	P0	58.0
0.0214			0.000350	0.00500	mg/l	PPT-J08-HP01	PPT-J08-HP01	Waste	A3	6010B	P0	38.5
0.0183			0.000350	0.00500	mg/l	PPT-F04-HP01	PPT-A3-F4-PPT57-HP01	GW	A3	6010B	P0	46.0
0.0159			0.000350	0.00500	mg/l	PPT-J08-HP01	PPT-J08-HP01A	Waste	A3	6010B	D	38.5
0.0143			0.000350	0.00500	mg/l	PPT-J06-HP01	PPT-J06-HP01	Waste	A4	6010B	P0	63.0
0.0134			0.000350	0.00500	mg/l	PPT-J12-HP01	PPT-J12-HP01	Waste	A3	6010B	P0	47.0
0.00977			0.000350	0.00500	mg/l	PPT-B01-HP01	PPT-A1B1-PPT2-HP01	Waste	A1	6010B	P0	46.0
0.00757			0.000350	0.00500	mg/l	PPT-Q12-HP01	PPT-Q12-HP01	Waste	A5	6010B	P0	61.0
0.00398		J	0.000350	0.00500	mg/l	PPT-U12-HP01	PPT-U12-HP01	GW	A2	6010B	P0	50.0
0.00234		J	0.000350	0.00500	mg/l	PPT-M02-HP01	PPT-A2M2-PPT16-HP01	GW	A2	6010B	P0	59.0
0.00220		J	0.000350	0.00500	mg/l	PPT-N10-HP01	PPT-N10-HP01	GW	A4	6010B	P0	59.5
0.00211		J	0.000350	0.00500	mg/l	PPT-Q06-HP01	PPT-Q06-HP01	GW	A2	6010B	P0	59.8
0.00208		J	0.000350	0.00500	mg/l	PPT-G01-HP01	PPT-A1G1-PPT7-HP01	GW	A1	6010B	P0	56.0
0.00169		J	0.000350	0.00500	mg/l	PPT-O04-HP01	PPT-O04-HP01	GW	A2	6010B	P0	68.0
0.00144		J	0.000350	0.00500	mg/l	PPT-M12-HP01	PPT-M12-HP01	GW	A3	6010B	P0	68.0
0.000958		J	0.000350	0.00500	mg/l	PPT-S09-HP01	PPT-S09-HP01	GW	A2	6010B	P0	68.0
Cobalt, dissolved												
0.0808			0.000696	0.00500	mg/l	PPT-G05-HP01	PPT-GO5-HP01	Waste	A3	6010B	P0	53.0
0.0634			0.000696	0.00500	mg/l	PPT-F04-HP01	PPT-A3-F4-PPT57-HP01	GW	A3	6010B	P0	46.0
0.0558			0.000696	0.00500	mg/l	PPT-I10-HP01	PPT-I10-HP01	Waste	A3	6010B	P0	58.0
0.0346			0.000696	0.00500	mg/l	PPT-J08-HP01	PPT-J08-HP01	Waste	A3	6010B	P0	38.5
0.0343			0.000696	0.00500	mg/l	PPT-J12-HP01	PPT-J12-HP01	Waste	A3	6010B	P0	47.0
0.0319			0.000696	0.00500	mg/l	PPT-J08-HP01	PPT-J08-HP01A	Waste	A3	6010B	D	38.5

*Notes: Results sorted by: 1) parameter; 2) highest to lowest detected concentration; VQ - ABBL validation flag; LQ - lab qualifier.
A list of the data qualifier definitions is provided at the end of the Tables section of this report.
*Sample Type: Waste - indicates a perched liquid sample collected from within the waste prism; GW - indicates a groundwater sample collected from native soil below the waste.

Table 6
Groundwater / Perched Liquid Analytical Results
Detected Dissolved Metals

Physical Site Characterization Technical Memorandum
Former Cal Compact Landfill
Carson, California

Concentration	VQ	LQ	MDL	PQL	Units	Location ID	Sample ID	Sample Type*	Landfill Cell	Method ID	Primary (P0) or Dup (D)	Depth (ft bgs)
Cobalt, dissolved												
0.0234			0.000696	0.00500	mg/l	PPT-J06-HP01	PPT-J06-HP01	Waste	A4	6010B	P0	63.0
0.0202			0.000696	0.00500	mg/l	PPT-B01-HP01	PPT-A1B1-PPT2-HP01	Waste	A1	6010B	P0	46.0
0.0161			0.000696	0.00500	mg/l	PPT-U12-HP01	PPT-U12-HP01	GW	A2	6010B	P0	50.0
0.0145			0.000696	0.00500	mg/l	PPT-D03-HP01	PPT-A3-D3-PPT33-HP01	GW	A3	6010B	P0	47.0
0.0123			0.000696	0.00500	mg/l	PPT-M02-HP01	PPT-A2M2-PPT16-HP01	GW	A2	6010B	P0	59.0
0.0108			0.000696	0.00500	mg/l	PPT-N10-HP01	PPT-N10-HP01	GW	A4	6010B	P0	59.5
0.0106			0.000696	0.00500	mg/l	PPT-Q12-HP01	PPT-Q12-HP01	Waste	A5	6010B	P0	61.0
0.00983			0.000696	0.00500	mg/l	PPT-G01-HP01	PPT-A1G1-PPT7-HP01	GW	A1	6010B	P0	56.0
0.00586			0.000696	0.00500	mg/l	PPT-E03-HP01	PPT-A3-E3-PPT34-HP01	GW	A3	6010B	P0	49.5
0.00542			0.000696	0.00500	mg/l	PPT-I01-HP01	PPT-A2I1-PPT9-HP01	GW	A2	6010B	P0	59.0
0.00541			0.000696	0.00500	mg/l	PPT-O04-HP01	PPT-O04-HP01	GW	A2	6010B	P0	68.0
0.00527			0.000696	0.00500	mg/l	PPT-Q06-HP01	PPT-Q06-HP01	GW	A2	6010B	P0	59.8
0.00496		J	0.000696	0.00500	mg/l	PPT-J04-HP01	PPT-J04-HP01	GW	A4	6010B	P0	62.0
0.00322		J	0.000696	0.00500	mg/l	PPT-S09-HP01	PPT-S09-HP01	GW	A2	6010B	P0	68.0
0.00307		J	0.000696	0.00500	mg/l	PPT-M12-HP01	PPT-M12-HP01	GW	A3	6010B	P0	68.0
0.00198		J	0.000696	0.00500	mg/l	PPT-J04-HP01	PPT-J04-HP01A	GW	A4	6010B	D	62.0
Copper, dissolved												
0.0140			0.00134	0.00500	mg/l	PPT-D03-HP01	PPT-A3-D3-PPT33-HP01	GW	A3	6010B	P0	47.0
0.00759			0.00134	0.00500	mg/l	PPT-G01-HP01	PPT-A1G1-PPT7-HP01	GW	A1	6010B	P0	56.0
0.00754			0.00134	0.00500	mg/l	PPT-I10-HP01	PPT-I10-HP01	Waste	A3	6010B	P0	58.0
0.00711			0.00134	0.00500	mg/l	PPT-M02-HP01	PPT-A2M2-PPT16-HP01	GW	A2	6010B	P0	59.0
0.00649			0.00134	0.00500	mg/l	PPT-J04-HP01	PPT-J04-HP01	GW	A4	6010B	P0	62.0
0.00593			0.00134	0.00500	mg/l	PPT-J06-HP01	PPT-J06-HP01	Waste	A4	6010B	P0	63.0
0.00565			0.00134	0.00500	mg/l	PPT-I01-HP01	PPT-A2I1-PPT9-HP01	GW	A2	6010B	P0	59.0
0.00547			0.00134	0.00500	mg/l	PPT-U12-HP01	PPT-U12-HP01	GW	A2	6010B	P0	50.0
0.00517			0.00134	0.00500	mg/l	PPT-J08-HP01	PPT-J08-HP01	Waste	A3	6010B	P0	38.5
0.00507			0.00134	0.00500	mg/l	PPT-J04-HP01	PPT-J04-HP01A	GW	A4	6010B	D	62.0
0.00475		J	0.00134	0.00500	mg/l	PPT-F04-HP01	PPT-A3-F4-PPT57-HP01	GW	A3	6010B	P0	46.0
0.00470		J	0.00134	0.00500	mg/l	PPT-E03-HP01	PPT-A3-E3-PPT34-HP01	GW	A3	6010B	P0	49.5
0.00462		J	0.00134	0.00500	mg/l	PPT-S09-HP01	PPT-S09-HP01	GW	A2	6010B	P0	68.0
0.00347		J	0.00134	0.00500	mg/l	PPT-B01-HP01	PPT-A1B1-PPT2-HP01	Waste	A1	6010B	P0	46.0
0.00326		J	0.00134	0.00500	mg/l	PPT-J08-HP01	PPT-J08-HP01A	Waste	A3	6010B	D	38.5
0.00281		J	0.00134	0.00500	mg/l	PPT-J12-HP01	PPT-J12-HP01	Waste	A3	6010B	P0	47.0
0.00272		J	0.00134	0.00500	mg/l	PPT-Q12-HP01	PPT-Q12-HP01	Waste	A5	6010B	P0	61.0
0.00193		J	0.00134	0.00500	mg/l	PPT-Q06-HP01	PPT-Q06-HP01	GW	A2	6010B	P0	59.8
0.00181		J	0.00134	0.00500	mg/l	PPT-O04-HP01	PPT-O04-HP01	GW	A2	6010B	P0	68.0
Lead, dissolved												
0.0162			0.00236	0.0100	mg/l	PPT-J06-HP01	PPT-J06-HP01	Waste	A4	6010B	P0	63.0
0.00898		J	0.00236	0.0100	mg/l	PPT-Q12-HP01	PPT-Q12-HP01	Waste	A5	6010B	P0	61.0
0.00519		J	0.00236	0.0100	mg/l	PPT-N10-HP01	PPT-N10-HP01	GW	A4	6010B	P0	59.5
0.00508		J	0.00236	0.0100	mg/l	PPT-I10-HP01	PPT-I10-HP01	Waste	A3	6010B	P0	58.0

*Notes: Results sorted by: 1) parameter; 2) highest to lowest detected concentration; VQ - ABBL validation flag; LQ - lab qualifier.
A list of the data qualifier definitions is provided at the end of the Tables section of this report.
*Sample Type: Waste - indicates a perched liquid sample collected from within the waste prism; GW - indicates a groundwater sample collected from native soil below the waste.

Table 6
Groundwater / Perched Liquid Analytical Results
Detected Dissolved Metals

Physical Site Characterization Technical Memorandum
Former Cal Compact Landfill
Carson, California

Concentration	VQ	LQ	MDL	PQL	Units	Location ID	Sample ID	Sample Type*	Landfill Cell	Method ID	Primary (P0) or Dup (D)	Depth (ft bgs)
Manganese, dissolved												
9.67			0.000689	0.00500	mg/l	PPT-U12-HP01	PPT-U12-HP01	GW	A2	6010B	P0	50.0
9.66			0.000689	0.00500	mg/l	PPT-D03-HP01	PPT-A3-D3-PPT33-HP01	GW	A3	6010B	P0	47.0
8.21			0.000689	0.00500	mg/l	PPT-I01-HP01	PPT-A2I1-PPT9-HP01	GW	A2	6010B	P0	59.0
7.32			0.000689	0.00500	mg/l	PPT-O04-HP01	PPT-O04-HP01	GW	A2	6010B	P0	68.0
5.63			0.000689	0.00500	mg/l	PPT-N10-HP01	PPT-N10-HP01	GW	A4	6010B	P0	59.5
4.57			0.000689	0.00500	mg/l	PPT-E03-HP01	PPT-A3-E3-PPT34-HP01	GW	A3	6010B	P0	49.5
3.76			0.000689	0.00500	mg/l	PPT-S09-HP01	PPT-S09-HP01	GW	A2	6010B	P0	68.0
3.64			0.000689	0.00500	mg/l	PPT-G01-HP01	PPT-A1G1-PPT7-HP01	GW	A1	6010B	P0	56.0
3.12			0.000689	0.00500	mg/l	PPT-M02-HP01	PPT-A2M2-PPT16-HP01	GW	A2	6010B	P0	59.0
2.60			0.000689	0.00500	mg/l	PPT-M12-HP01	PPT-M12-HP01	GW	A3	6010B	P0	68.0
2.32			0.000689	0.00500	mg/l	PPT-Q06-HP01	PPT-Q06-HP01	GW	A2	6010B	P0	59.8
1.75			0.000689	0.00500	mg/l	PPT-J04-HP01	PPT-J04-HP01	GW	A4	6010B	P0	62.0
1.19			0.000689	0.00500	mg/l	PPT-J04-HP01	PPT-J04-HP01A	GW	A4	6010B	D	62.0
0.863			0.000689	0.00500	mg/l	PPT-F04-HP01	PPT-A3-F4-PPT57-HP01	GW	A3	6010B	P0	46.0
0.810			0.000689	0.00500	mg/l	PPT-J06-HP01	PPT-J06-HP01	Waste	A4	6010B	P0	63.0
0.604			0.000689	0.00500	mg/l	PPT-Q12-HP01	PPT-Q12-HP01	Waste	A5	6010B	P0	61.0
0.333			0.000689	0.00500	mg/l	PPT-J12-HP01	PPT-J12-HP01	Waste	A3	6010B	P0	47.0
0.312			0.000689	0.00500	mg/l	PPT-I10-HP01	PPT-I10-HP01	Waste	A3	6010B	P0	58.0
0.280			0.000689	0.00500	mg/l	PPT-J08-HP01	PPT-J08-HP01	Waste	A3	6010B	P0	38.5
0.212			0.000689	0.00500	mg/l	PPT-J08-HP01	PPT-J08-HP01A	Waste	A3	6010B	D	38.5
0.191			0.000689	0.00500	mg/l	PPT-G05-HP01	PPT-GO5-HP01	Waste	A3	6010B	P0	53.0
0.113			0.000689	0.00500	mg/l	PPT-B01-HP01	PPT-A1B1-PPT2-HP01	Waste	A1	6010B	P0	46.0
Molybdenum, dissolved												
1.80			0.000800	0.00500	mg/l	PPT-M02-HP01	PPT-A2M2-PPT16-HP01	GW	A2	6010B	P0	59.0
1.52			0.000800	0.00500	mg/l	PPT-U12-HP01	PPT-U12-HP01	GW	A2	6010B	P0	50.0
0.357			0.000800	0.00500	mg/l	PPT-E03-HP01	PPT-A3-E3-PPT34-HP01	GW	A3	6010B	P0	49.5
0.112			0.000800	0.00500	mg/l	PPT-J06-HP01	PPT-J06-HP01	Waste	A4	6010B	P0	63.0
0.0960	J		0.000800	0.00500	mg/l	PPT-J08-HP01	PPT-J08-HP01	Waste	A3	6010B	P0	38.5
0.0852			0.000800	0.00500	mg/l	PPT-G01-HP01	PPT-A1G1-PPT7-HP01	GW	A1	6010B	P0	56.0
0.0842			0.000800	0.00500	mg/l	PPT-F04-HP01	PPT-A3-F4-PPT57-HP01	GW	A3	6010B	P0	46.0
0.0527			0.000800	0.00500	mg/l	PPT-Q06-HP01	PPT-Q06-HP01	GW	A2	6010B	P0	59.8
0.0457	J		0.000800	0.00500	mg/l	PPT-J04-HP01	PPT-J04-HP01	GW	A4	6010B	P0	62.0
0.0446			0.000800	0.00500	mg/l	PPT-I01-HP01	PPT-A2I1-PPT9-HP01	GW	A2	6010B	P0	59.0
0.0443			0.000800	0.00500	mg/l	PPT-I10-HP01	PPT-I10-HP01	Waste	A3	6010B	P0	58.0
0.0442	J		0.000800	0.00500	mg/l	PPT-J08-HP01	PPT-J08-HP01A	Waste	A3	6010B	D	38.5
0.0349			0.000800	0.00500	mg/l	PPT-D03-HP01	PPT-A3-D3-PPT33-HP01	GW	A3	6010B	P0	47.0
0.0329			0.000800	0.00500	mg/l	PPT-N10-HP01	PPT-N10-HP01	GW	A4	6010B	P0	59.5
0.0312			0.000800	0.00500	mg/l	PPT-G05-HP01	PPT-GO5-HP01	Waste	A3	6010B	P0	53.0
0.0282			0.000800	0.00500	mg/l	PPT-S09-HP01	PPT-S09-HP01	GW	A2	6010B	P0	68.0
0.0221			0.000800	0.00500	mg/l	PPT-M12-HP01	PPT-M12-HP01	GW	A3	6010B	P0	68.0
0.0202			0.000800	0.00500	mg/l	PPT-O04-HP01	PPT-O04-HP01	GW	A2	6010B	P0	68.0
0.0132	J		0.000800	0.00500	mg/l	PPT-J04-HP01	PPT-J04-HP01A	GW	A4	6010B	D	62.0

*Notes: Results sorted by: 1) parameter; 2) highest to lowest detected concentration; VQ - ABBL validation flag; LQ - lab qualifier.
A list of the data qualifier definitions is provided at the end of the Tables section of this report.
*Sample Type: Waste - indicates a perched liquid sample collected from within the waste prism; GW - indicates a groundwater sample collected from native soil below the waste.

Table 6
Groundwater / Perched Liquid Analytical Results
Detected Dissolved Metals

Physical Site Characterization Technical Memorandum
Former Cal Compact Landfill
Carson, California

Concentration	VQ	LQ	MDL	PQL	Units	Location ID	Sample ID	Sample Type*	Landfill Cell	Method ID	Primary (P0) or Dup (D)	Depth (ft bgs)
Molybdenum, dissolved												
0.0132			0.000800	0.00500	mg/l	PPT-J12-HP01	PPT-J12-HP01	Waste	A3	6010B	P0	47.0
0.00978			0.000800	0.00500	mg/l	PPT-B01-HP01	PPT-A1B1-PPT2-HP01	Waste	A1	6010B	P0	46.0
0.00104		J	0.000800	0.00500	mg/l	PPT-Q12-HP01	PPT-Q12-HP01	Waste	A5	6010B	P0	61.0
Nickel, dissolved												
0.389			0.00137	0.00500	mg/l	PPT-U12-HP01	PPT-U12-HP01	GW	A2	6010B	P0	50.0
0.383			0.00137	0.00500	mg/l	PPT-I10-HP01	PPT-I10-HP01	Waste	A3	6010B	P0	58.0
0.343			0.00137	0.00500	mg/l	PPT-G01-HP01	PPT-A1G1-PPT7-HP01	GW	A1	6010B	P0	56.0
0.290	B		0.00137	0.00500	mg/l	PPT-G05-HP01	PPT-GO5-HP01	Waste	A3	6010B	P0	53.0
0.200	B		0.00137	0.00500	mg/l	PPT-F04-HP01	PPT-A3-F4-PPT57-HP01	GW	A3	6010B	P0	46.0
0.200			0.00137	0.00500	mg/l	PPT-N10-HP01	PPT-N10-HP01	GW	A4	6010B	P0	59.5
0.185	JB		0.00137	0.00500	mg/l	PPT-J04-HP01	PPT-J04-HP01	GW	A4	6010B	P0	62.0
0.175			0.00137	0.00500	mg/l	PPT-J06-HP01	PPT-J06-HP01	Waste	A4	6010B	P0	63.0
0.146	J		0.00137	0.00500	mg/l	PPT-J08-HP01	PPT-J08-HP01	Waste	A3	6010B	P0	38.5
0.128	B		0.00137	0.00500	mg/l	PPT-E03-HP01	PPT-A3-E3-PPT34-HP01	GW	A3	6010B	P0	49.5
0.124			0.00137	0.00500	mg/l	PPT-Q06-HP01	PPT-Q06-HP01	GW	A2	6010B	P0	59.8
0.116			0.00137	0.00500	mg/l	PPT-I01-HP01	PPT-A2I1-PPT9-HP01	GW	A2	6010B	P0	59.0
0.109			0.00137	0.00500	mg/l	PPT-M02-HP01	PPT-A2M2-PPT16-HP01	GW	A2	6010B	P0	59.0
0.103			0.00137	0.00500	mg/l	PPT-Q12-HP01	PPT-Q12-HP01	Waste	A5	6010B	P0	61.0
0.0963	J		0.00137	0.00500	mg/l	PPT-J08-HP01	PPT-J08-HP01A	Waste	A3	6010B	D	38.5
0.0847			0.00137	0.00500	mg/l	PPT-O04-HP01	PPT-O04-HP01	GW	A2	6010B	P0	68.0
0.0808			0.00137	0.00500	mg/l	PPT-J12-HP01	PPT-J12-HP01	Waste	A3	6010B	P0	47.0
0.0758			0.00137	0.00500	mg/l	PPT-S09-HP01	PPT-S09-HP01	GW	A2	6010B	P0	68.0
0.0703	B		0.00137	0.00500	mg/l	PPT-D03-HP01	PPT-A3-D3-PPT33-HP01	GW	A3	6010B	P0	47.0
0.0616			0.00137	0.00500	mg/l	PPT-B01-HP01	PPT-A1B1-PPT2-HP01	Waste	A1	6010B	P0	46.0
0.0369			0.00137	0.00500	mg/l	PPT-M12-HP01	PPT-M12-HP01	GW	A3	6010B	P0	68.0
Selenium, dissolved												
0.0235	B		0.00295	0.0150	mg/l	PPT-U12-HP01	PPT-U12-HP01	GW	A2	6010B	P0	50.0
0.0204			0.00295	0.0150	mg/l	PPT-I01-HP01	PPT-A2I1-PPT9-HP01	GW	A2	6010B	P0	59.0
0.0189	B		0.00295	0.0150	mg/l	PPT-N10-HP01	PPT-N10-HP01	GW	A4	6010B	P0	59.5
0.0109		J	0.00295	0.0150	mg/l	PPT-D03-HP01	PPT-A3-D3-PPT33-HP01	GW	A3	6010B	P0	47.0
0.0105	J	J	0.00295	0.0150	mg/l	PPT-M02-HP01	PPT-A2M2-PPT16-HP01	GW	A2	6010B	P0	59.0
0.00414		J	0.00295	0.0150	mg/l	PPT-F04-HP01	PPT-A3-F4-PPT57-HP01	GW	A3	6010B	P0	46.0
Silver, dissolved												
1.13			0.000400	0.00500	mg/l	PPT-U12-HP01	PPT-U12-HP01	GW	A2	6010B	P0	50.0
0.299			0.000400	0.00500	mg/l	PPT-O04-HP01	PPT-O04-HP01	GW	A2	6010B	P0	68.0
0.000553		J	0.000400	0.00500	mg/l	PPT-G01-HP01	PPT-A1G1-PPT7-HP01	GW	A1	6010B	P0	56.0
Thallium, dissolved												
0.0126		J	0.00233	0.0150	mg/l	PPT-N10-HP01	PPT-N10-HP01	GW	A4	6010B	P0	59.5
0.00961		J	0.00233	0.0150	mg/l	PPT-M12-HP01	PPT-M12-HP01	GW	A3	6010B	P0	68.0
0.00751		J	0.00233	0.0150	mg/l	PPT-S09-HP01	PPT-S09-HP01	GW	A2	6010B	P0	68.0

*Notes: Results sorted by: 1) parameter; 2) highest to lowest detected concentration; VQ - ABBL validation flag; LQ - lab qualifier.
A list of the data qualifier definitions is provided at the end of the Tables section of this report.
*Sample Type: Waste - indicates a perched liquid sample collected from within the waste prism; GW - indicates a groundwater sample collected from native soil below the waste.

Table 6
Groundwater / Perched Liquid Analytical Results
Detected Dissolved Metals

Physical Site Characterization Technical Memorandum
Former Cal Compact Landfill
Carson, California

Concentration	VQ	LQ	MDL	PQL	Units	Location ID	Sample ID	Sample Type*	Landfill Cell	Method ID	Primary (P0) or Dup (D)	Depth (ft bgs)
Vanadium, dissolved												
0.0827			0.000314	0.00500	mg/l	PPT-F04-HP01	PPT-A3-F4-PPT57-HP01	GW	A3	6010B	P0	46.0
0.0132			0.000314	0.00500	mg/l	PPT-I10-HP01	PPT-I10-HP01	Waste	A3	6010B	P0	58.0
0.00814			0.000314	0.00500	mg/l	PPT-D03-HP01	PPT-A3-D3-PPT33-HP01	GW	A3	6010B	P0	47.0
0.00751			0.000314	0.00500	mg/l	PPT-J06-HP01	PPT-J06-HP01	Waste	A4	6010B	P0	63.0
0.00708			0.000314	0.00500	mg/l	PPT-G05-HP01	PPT-GO5-HP01	Waste	A3	6010B	P0	53.0
0.00697			0.000314	0.00500	mg/l	PPT-B01-HP01	PPT-A1B1-PPT2-HP01	Waste	A1	6010B	P0	46.0
0.00609			0.000314	0.00500	mg/l	PPT-Q12-HP01	PPT-Q12-HP01	Waste	A5	6010B	P0	61.0
0.00422		J	0.000314	0.00500	mg/l	PPT-J12-HP01	PPT-J12-HP01	Waste	A3	6010B	P0	47.0
0.00326		J	0.000314	0.00500	mg/l	PPT-E03-HP01	PPT-A3-E3-PPT34-HP01	GW	A3	6010B	P0	49.5
0.00276		J	0.000314	0.00500	mg/l	PPT-J08-HP01	PPT-J08-HP01A	Waste	A3	6010B	D	38.5
0.00241		J	0.000314	0.00500	mg/l	PPT-J08-HP01	PPT-J08-HP01	Waste	A3	6010B	P0	38.5
0.00163		J	0.000314	0.00500	mg/l	PPT-M12-HP01	PPT-M12-HP01	GW	A3	6010B	P0	68.0
0.00150		J	0.000314	0.00500	mg/l	PPT-S09-HP01	PPT-S09-HP01	GW	A2	6010B	P0	68.0
0.00109		J	0.000314	0.00500	mg/l	PPT-N10-HP01	PPT-N10-HP01	GW	A4	6010B	P0	59.5
0.000588		J	0.000314	0.00500	mg/l	PPT-J04-HP01	PPT-J04-HP01A	GW	A4	6010B	D	62.0
0.000523		J	0.000314	0.00500	mg/l	PPT-I01-HP01	PPT-A2I1-PPT9-HP01	GW	A2	6010B	P0	59.0
0.000400		J	0.000314	0.00500	mg/l	PPT-J04-HP01	PPT-J04-HP01	GW	A4	6010B	P0	62.0
Zinc, dissolved												
0.131			0.000848	0.0100	mg/l	PPT-D03-HP01	PPT-A3-D3-PPT33-HP01	GW	A3	6010B	P0	47.0
0.0957	JB		0.000848	0.0100	mg/l	PPT-J08-HP01	PPT-J08-HP01	Waste	A3	6010B	P0	38.5
0.0750	B		0.000848	0.0100	mg/l	PPT-M02-HP01	PPT-A2M2-PPT16-HP01	GW	A2	6010B	P0	59.0
0.0731			0.000848	0.0100	mg/l	PPT-N10-HP01	PPT-N10-HP01	GW	A4	6010B	P0	59.5
0.0673	JB		0.000848	0.0100	mg/l	PPT-J08-HP01	PPT-J08-HP01A	Waste	A3	6010B	D	38.5
0.0586			0.000848	0.0100	mg/l	PPT-O04-HP01	PPT-O04-HP01	GW	A2	6010B	P0	68.0
0.0555	B		0.000848	0.0100	mg/l	PPT-I10-HP01	PPT-I10-HP01	Waste	A3	6010B	P0	58.0
0.0529	B		0.000848	0.0100	mg/l	PPT-J06-HP01	PPT-J06-HP01	Waste	A4	6010B	P0	63.0
0.0469	B		0.000848	0.0100	mg/l	PPT-S09-HP01	PPT-S09-HP01	GW	A2	6010B	P0	68.0
0.0359			0.000848	0.0100	mg/l	PPT-F04-HP01	PPT-A3-F4-PPT57-HP01	GW	A3	6010B	P0	46.0
0.0279			0.000848	0.0100	mg/l	PPT-E03-HP01	PPT-A3-E3-PPT34-HP01	GW	A3	6010B	P0	49.5
0.0277			0.000848	0.0100	mg/l	PPT-Q06-HP01	PPT-Q06-HP01	GW	A2	6010B	P0	59.8
0.0277			0.000848	0.0100	mg/l	PPT-U12-HP01	PPT-U12-HP01	GW	A2	6010B	P0	50.0
0.0249	B		0.000848	0.0100	mg/l	PPT-B01-HP01	PPT-A1B1-PPT2-HP01	Waste	A1	6010B	P0	46.0
0.0225			0.000848	0.0100	mg/l	PPT-M12-HP01	PPT-M12-HP01	GW	A3	6010B	P0	68.0
0.0219			0.000848	0.0100	mg/l	PPT-Q12-HP01	PPT-Q12-HP01	Waste	A5	6010B	P0	61.0

*Notes: Results sorted by: 1) parameter; 2) highest to lowest detected concentration; VQ - ABBL validation flag; LQ - lab qualifier.
A list of the data qualifier definitions is provided at the end of the Tables section of this report.
*Sample Type: Waste - indicates a perched liquid sample collected from within the waste prism; GW - indicates a groundwater sample collected from native soil below the waste.

Table 7
Groundwater / Perched Liquid Analytical Results
Detected Emergent Chemicals

Physical Site Characterization Technical Memorandum
Former Cal Compact Landfill
Carson, California

Concentration	VQ	LQ	MDL	PQL	Units	Location ID	Sample ID	Sample Type*	Landfill Cell	Method ID	Primary (P0) or Dup (D)	Depth (ft bgs)
Chromium VI												
0.69	B		0.57	10	ug/l	PPT-I10-HP01	PPT-I10-HP01	Waste	A3	7199	P0	58.0
0.67	B		0.57	10	ug/l	PPT-S09-HP01	PPT-S09-HP01	GW	A2	7199	P0	68.0
1,4-Dioxane												
730			98	200	ug/l	PPT-B01-HP01	PPT-A1B1-PPT2-HP01	Waste	A1	524M-T	P0	46.0
420			49	100	ug/l	PPT-J08-HP01	PPT-J08-HP01A	Waste	A3	524M-T	D	38.5
390			24	50	ug/l	PPT-G05-HP01	PPT-GO5-HP01	Waste	A3	524M-T	P0	53.0
380			24	50	ug/l	PPT-J08-HP01	PPT-J08-HP01	Waste	A3	524M-T	P0	38.5
290		J	240	500	ug/l	PPT-Q12-HP01	PPT-Q12-HP01	Waste	A5	524M-T	P0	61.0
270			98	200	ug/l	PPT-J12-HP01	PPT-J12-HP01	Waste	A3	524M-T	P0	47.0
220			98	200	ug/l	PPT-I10-HP01	PPT-I10-HP01	Waste	A3	524M-T	P0	58.0
200			98	200	ug/l	PPT-J06-HP01	PPT-J06-HP01	Waste	A4	524M-T	P0	63.0
140			4.9	10	ug/l	PPT-F04-HP01	PPT-A3-F4-PPT57-HP01	GW	A3	524M-T	P0	46.0
100			49	100	ug/l	PPT-Q06-HP01	PPT-Q06-HP01	GW	A2	524M-T	P0	59.8
98			4.9	10	ug/l	PPT-E03-HP01	PPT-A3-E3-PPT34-HP01	GW	A3	524M-T	P0	49.5
17			0.98	2.0	ug/l	PPT-G01-HP01	PPT-A1G1-PPT7-HP01	GW	A1	524M-T	P0	56.0
5.9			0.98	2.0	ug/l	PPT-D03-HP01	PPT-A3-D3-PPT33-HP01	GW	A3	524M-T	P0	47.0
1.0		J	0.98	2.0	ug/l	PPT-J04-HP01	PPT-J04-HP01A	GW	A4	524M-T	D	62.0
1.0		J	0.98	2.0	ug/l	PPT-O04-HP01	PPT-O04-HP01	GW	A2	524M-T	P0	68.0
Perchlorate												
140			2.2	10	ug/l	PPT-G05-HP01	PPT-GO5-HP01	Waste	A3	314.0	P0	53.0

*Notes: Results sorted by: 1) parameter; 2) highest to lowest detected concentration; VQ - ABBL validation flag; LQ - lab qualifier.
A list of the data qualifier definitions is provided at the end of the Tables section of this report.
* Sample Type: Waste - indicates a perched liquid sample collected from within the waste prism; GW - indicates a groundwater sample collected from native soil below the waste.

Table 8
Soil Gas Analytical Results
Detected Volatile Organic Compounds

Physical Site Characterization Technical Memorandum
Former Cal Compact Landfill
Carson, California

Concentration	VQ	LQ	MDL	PQL	Units	Location ID	Sample ID	Landfill Cell	Method ID	Primary (P0) or Dup (D)	Depth (ft bgs)
Benzene											
15000	J	D	840	1400	ppbv	PPT-P10-SG01	PPT-P10-SG01-A	A4	TO-14A	D	15.0
12000		D	170	290	ppbv	PPT-P11-SG01	PPT-P11-SG01	A5	TO-14A	P0	11.0
10000	J	D	450	760	ppbv	PPT-P10-SG01	PPT-P10-SG01	A4	TO-14A	P0	15.0
6500		D	190	320	ppbv	PPT-R11-SG01	PPT-R11-SG01	A5	TO-14A	P0	11.0
3200		D	220	380	ppbv	PPT-O12-SG01	PPT-O12-SG01	A5	TO-14A	P0	15.0
2600	J	D	45	77	ppbv	PPT-H03-SG01	PPT-H03-SG01	A3	TO-14A	P0	9.0
2300			19	33	ppbv	PPT-R07-SG01	PPT-R07-SG01	A2	TO-14A	P0	8.0
1400		D	47	81	ppbv	PPT-G06-SG01	PPT-G06-SG01	A3	TO-14A	P0	13.0
1400		D	170	280	ppbv	PPT-S12-SG01	PPT-S12-SG01	A5	TO-14A	P0	8.0
1300			10	18	ppbv	PPT-M02-SG01	PPT-M02-SG01	A2	TO-14A	P0	11.0
1000			20	34	ppbv	PPT-A01-SG01	PPT-A01-SG01	A1	TO-14A	P0	8.0
1000	J	D	420	720	ppbv	PPT-H03-SG01	PPT-H03-SG01-A	A3	TO-14A	D	9.0
710		D	170	290	ppbv	PPT-K05-SG01	PPT-K05-SG01	A4	TO-14A	P0	6.0
530			11	20	ppbv	PPT-U11-SG01	PPT-U11-SG01	A2	TO-14A	P0	7.0
300			9.0	15	ppbv	PPT-D02-SG01	PPT-D02-SG01	A1	TO-14A	P0	9.0
230			5.5	9.4	ppbv	PPT-G01-SG01	PPT-G01-SG01	A1	TO-14A	P0	11.0
210			2.3	3.9	ppbv	PPT-H02-SG01	PPT-H02-SG01	A1	TO-14A	P0	14.0
64			0.41	0.70	ppbv	PPT-K12-SG01	PPT-K12-SG01	A3	TO-14A	P0	19.0
44			0.82	1.4	ppbv	PPT-P04-SG01	PPT-P04-SG01	A2	TO-14A	P0	14.0
29			2.2	3.8	ppbv	PPT-I08-SG01	PPT-I08-SG01	A3	TO-14A	P0	7.0
20			0.43	0.73	ppbv	PPT-K08-SG01	PPT-K08-SG01	A4	TO-14A	P0	8.0
19			0.43	0.74	ppbv	PPT-M07-SG01	PPT-M07-SG01	A4	TO-14A	P0	9.0
Chlorobenzene											
2000	J	D	940	1400	ppbv	PPT-P10-SG01	PPT-P10-SG01-A	A4	TO-14A	D	15.0
2000		D	190	290	ppbv	PPT-P11-SG01	PPT-P11-SG01	A5	TO-14A	P0	11.0
1200	J	D	500	760	ppbv	PPT-P10-SG01	PPT-P10-SG01	A4	TO-14A	P0	15.0
1100			19	29	ppbv	PPT-H03-SG01	PPT-H03-SG01-A	A3	TO-14A	D	9.0
770			21	32	ppbv	PPT-R11-SG01	PPT-R11-SG01	A5	TO-14A	P0	11.0
680			18	28	ppbv	PPT-S12-SG01	PPT-S12-SG01	A5	TO-14A	P0	8.0
320			2.5	3.8	ppbv	PPT-I08-SG01	PPT-I08-SG01	A3	TO-14A	P0	7.0
110			10	15	ppbv	PPT-D02-SG01	PPT-D02-SG01	A1	TO-14A	P0	9.0
92			6.1	9.4	ppbv	PPT-G01-SG01	PPT-G01-SG01	A1	TO-14A	P0	11.0
74			12	18	ppbv	PPT-M02-SG01	PPT-M02-SG01	A2	TO-14A	P0	11.0
50			2.5	3.9	ppbv	PPT-H02-SG01	PPT-H02-SG01	A1	TO-14A	P0	14.0
20			0.48	0.74	ppbv	PPT-M07-SG01	PPT-M07-SG01	A4	TO-14A	P0	9.0
Chloroethane											
110	J		22	29	ppbv	PPT-P10-SG01	PPT-P10-SG01-A	A4	TO-14A	D	15.0
95			24	31	ppbv	PPT-O12-SG01	PPT-O12-SG01	A5	TO-14A	P0	15.0
72	J		24	31	ppbv	PPT-P10-SG01	PPT-P10-SG01	A4	TO-14A	P0	15.0
50			23	29	ppbv	PPT-K05-SG01	PPT-K05-SG01	A4	TO-14A	P0	6.0
45			23	29	ppbv	PPT-H03-SG01	PPT-H03-SG01-A	A3	TO-14A	D	9.0
44			27	34	ppbv	PPT-A01-SG01	PPT-A01-SG01	A1	TO-14A	P0	8.0
39			14	18	ppbv	PPT-M02-SG01	PPT-M02-SG01	A2	TO-14A	P0	11.0
37			12	15	ppbv	PPT-D02-SG01	PPT-D02-SG01	A1	TO-14A	P0	9.0

*Notes: Results sorted by: 1) parameter; 2) highest to lowest detected concentration.
VQ - ABBL validation flag; LQ - lab qualifier.
A list of the data qualifier definitions is provided at the end of the Tables section of this report.

Table 8
Soil Gas Analytical Results
Detected Volatile Organic Compounds

Physical Site Characterization Technical Memorandum
Former Cal Compact Landfill
Carson, California

Concentration	VQ	LQ	MDL	PQL	Units	Location ID	Sample ID	Landfill Cell	Method ID	Primary (P0) or Dup (D)	Depth (ft bgs)
Chloroethane											
37			25	32	ppbv	PPT-R11-SG01	PPT-R11-SG01	A5	TO-14A	P0	11.0
35			22	29	ppbv	PPT-P11-SG01	PPT-P11-SG01	A5	TO-14A	P0	11.0
29			7.3	9.4	ppbv	PPT-G01-SG01	PPT-G01-SG01	A1	TO-14A	P0	11.0
11			3.0	3.9	ppbv	PPT-H02-SG01	PPT-H02-SG01	A1	TO-14A	P0	14.0
1.0			0.57	0.74	ppbv	PPT-M07-SG01	PPT-M07-SG01	A4	TO-14A	P0	9.0
Chloromethane											
76			17	31	ppbv	PPT-O12-SG01	PPT-O12-SG01	A5	TO-14A	P0	15.0
3.1			0.79	1.4	ppbv	PPT-P04-SG01	PPT-P04-SG01	A2	TO-14A	P0	14.0
2.3			0.39	0.70	ppbv	PPT-K12-SG01	PPT-K12-SG01	A3	TO-14A	P0	19.0
1.0			0.41	0.74	ppbv	PPT-M07-SG01	PPT-M07-SG01	A4	TO-14A	P0	9.0
1,2-Dichlorobenzene											
410			11	15	ppbv	PPT-D02-SG01	PPT-D02-SG01	A1	TO-14A	P0	9.0
140			21	29	ppbv	PPT-K05-SG01	PPT-K05-SG01	A4	TO-14A	P0	6.0
5.9			1.0	1.4	ppbv	PPT-P04-SG01	PPT-P04-SG01	A2	TO-14A	P0	14.0
1,4-Dichlorobenzene											
990			23	29	ppbv	PPT-K05-SG01	PPT-K05-SG01	A4	TO-14A	P0	6.0
900			24	31	ppbv	PPT-H03-SG01	PPT-H03-SG01	A3	TO-14A	P0	9.0
700			23	29	ppbv	PPT-H03-SG01	PPT-H03-SG01-A	A3	TO-14A	D	9.0
670	J		22	29	ppbv	PPT-P10-SG01	PPT-P10-SG01-A	A4	TO-14A	D	15.0
420	J		24	31	ppbv	PPT-P10-SG01	PPT-P10-SG01	A4	TO-14A	P0	15.0
280			22	28	ppbv	PPT-S12-SG01	PPT-S12-SG01	A5	TO-14A	P0	8.0
270			25	32	ppbv	PPT-R11-SG01	PPT-R11-SG01	A5	TO-14A	P0	11.0
230			12	15	ppbv	PPT-D02-SG01	PPT-D02-SG01	A1	TO-14A	P0	9.0
220			22	29	ppbv	PPT-P11-SG01	PPT-P11-SG01	A5	TO-14A	P0	11.0
140			15	20	ppbv	PPT-U11-SG01	PPT-U11-SG01	A2	TO-14A	P0	7.0
62			3.0	3.9	ppbv	PPT-H02-SG01	PPT-H02-SG01	A1	TO-14A	P0	14.0
49			2.9	3.8	ppbv	PPT-I08-SG01	PPT-I08-SG01	A3	TO-14A	P0	7.0
41			14	18	ppbv	PPT-M02-SG01	PPT-M02-SG01	A2	TO-14A	P0	11.0
35			7.3	9.4	ppbv	PPT-G01-SG01	PPT-G01-SG01	A1	TO-14A	P0	11.0
35			24	31	ppbv	PPT-O12-SG01	PPT-O12-SG01	A5	TO-14A	P0	15.0
2.6			0.54	0.70	ppbv	PPT-K12-SG01	PPT-K12-SG01	A3	TO-14A	P0	19.0
2.5			1.1	1.4	ppbv	PPT-P04-SG01	PPT-P04-SG01	A2	TO-14A	P0	14.0
1,2-Dichloroethane											
56			18	29	ppbv	PPT-P11-SG01	PPT-P11-SG01	A5	TO-14A	P0	11.0
1,1-Dichloroethene											
80	J		22	29	ppbv	PPT-P10-SG01	PPT-P10-SG01-A	A4	TO-14A	D	15.0
52	J		23	31	ppbv	PPT-P10-SG01	PPT-P10-SG01	A4	TO-14A	P0	15.0
38			26	34	ppbv	PPT-A01-SG01	PPT-A01-SG01	A1	TO-14A	P0	8.0
9.6			7.1	9.4	ppbv	PPT-G01-SG01	PPT-G01-SG01	A1	TO-14A	P0	11.0
3.6			0.53	0.70	ppbv	PPT-K12-SG01	PPT-K12-SG01	A3	TO-14A	P0	19.0
cis-1,2-Dichloroethene											
9600	J	D	830	1400	ppbv	PPT-P10-SG01	PPT-P10-SG01-A	A4	TO-14A	D	15.0
5000	J	D	440	760	ppbv	PPT-P10-SG01	PPT-P10-SG01	A4	TO-14A	P0	15.0

*Notes: Results sorted by: 1) parameter; 2) highest to lowest detected concentration.
VQ - ABBL validation flag; LQ - lab qualifier.
A list of the data qualifier definitions is provided at the end of the Tables section of this report.

Table 8
Soil Gas Analytical Results
Detected Volatile Organic Compounds

Physical Site Characterization Technical Memorandum
Former Cal Compact Landfill
Carson, California

Concentration	VQ	LQ	MDL	PQL	Units	Location ID	Sample ID	Landfill Cell	Method ID	Primary (P0) or Dup (D)	Depth (ft bgs)
cis-1,2-Dichloroethene											
2400			19	33	ppbv	PPT-R07-SG01	PPT-R07-SG01	A2	TO-14A	P0	8.0
1500		D	220	380	ppbv	PPT-O12-SG01	PPT-O12-SG01	A5	TO-14A	P0	15.0
1400		D	180	320	ppbv	PPT-R11-SG01	PPT-R11-SG01	A5	TO-14A	P0	11.0
860			17	29	ppbv	PPT-P11-SG01	PPT-P11-SG01	A5	TO-14A	P0	11.0
610			16	28	ppbv	PPT-S12-SG01	PPT-S12-SG01	A5	TO-14A	P0	8.0
320			2.2	3.9	ppbv	PPT-H02-SG01	PPT-H02-SG01	A1	TO-14A	P0	14.0
220			17	29	ppbv	PPT-K05-SG01	PPT-K05-SG01	A4	TO-14A	P0	6.0
170	J		17	29	ppbv	PPT-H03-SG01	PPT-H03-SG01-A	A3	TO-14A	D	9.0
130			10	18	ppbv	PPT-M02-SG01	PPT-M02-SG01	A2	TO-14A	P0	11.0
120	J		18	31	ppbv	PPT-H03-SG01	PPT-H03-SG01	A3	TO-14A	P0	9.0
78		D	1.6	2.8	ppbv	PPT-K12-SG01	PPT-K12-SG01	A3	TO-14A	P0	19.0
52			20	34	ppbv	PPT-A01-SG01	PPT-A01-SG01	A1	TO-14A	P0	8.0
50			8.8	15	ppbv	PPT-D02-SG01	PPT-D02-SG01	A1	TO-14A	P0	9.0
28			7.4	13	ppbv	PPT-G06-SG01	PPT-G06-SG01	A3	TO-14A	P0	13.0
25			11	20	ppbv	PPT-U11-SG01	PPT-U11-SG01	A2	TO-14A	P0	7.0
24			0.80	1.4	ppbv	PPT-P04-SG01	PPT-P04-SG01	A2	TO-14A	P0	14.0
20			5.4	9.4	ppbv	PPT-G01-SG01	PPT-G01-SG01	A1	TO-14A	P0	11.0
9.5			2.2	3.8	ppbv	PPT-I08-SG01	PPT-I08-SG01	A3	TO-14A	P0	7.0
3.9			0.42	0.73	ppbv	PPT-K08-SG01	PPT-K08-SG01	A4	TO-14A	P0	8.0
3.5			0.42	0.74	ppbv	PPT-M07-SG01	PPT-M07-SG01	A4	TO-14A	P0	9.0
1,2-Dichloropropane											
51			18	29	ppbv	PPT-P10-SG01	PPT-P10-SG01-A	A4	TO-14A	D	15.0
48			18	29	ppbv	PPT-P11-SG01	PPT-P11-SG01	A5	TO-14A	P0	11.0
36			21	32	ppbv	PPT-R11-SG01	PPT-R11-SG01	A5	TO-14A	P0	11.0
Ethylbenzene											
130000		D	1400	1400	ppbv	PPT-H03-SG01	PPT-H03-SG01-A	A3	TO-14A	D	9.0
150000		D	1500	1500	ppbv	PPT-H03-SG01	PPT-H03-SG01	A3	TO-14A	P0	9.0
25000		D	290	290	ppbv	PPT-P11-SG01	PPT-P11-SG01	A5	TO-14A	P0	11.0
14000		D	380	380	ppbv	PPT-O12-SG01	PPT-O12-SG01	A5	TO-14A	P0	15.0
7600		D	1400	1400	ppbv	PPT-P10-SG01	PPT-P10-SG01-A	A4	TO-14A	D	15.0
7100		D	140	140	ppbv	PPT-M02-SG01	PPT-M02-SG01	A2	TO-14A	P0	11.0
6700		D	760	760	ppbv	PPT-P10-SG01	PPT-P10-SG01	A4	TO-14A	P0	15.0
6300		D	160	160	ppbv	PPT-R07-SG01	PPT-R07-SG01	A2	TO-14A	P0	8.0
6000		D	320	320	ppbv	PPT-R11-SG01	PPT-R11-SG01	A5	TO-14A	P0	11.0
5600		D	170	170	ppbv	PPT-A01-SG01	PPT-A01-SG01	A1	TO-14A	P0	8.0
2300		D	290	290	ppbv	PPT-K05-SG01	PPT-K05-SG01	A4	TO-14A	P0	6.0
1900			28	28	ppbv	PPT-S12-SG01	PPT-S12-SG01	A5	TO-14A	P0	8.0
490			15	15	ppbv	PPT-D02-SG01	PPT-D02-SG01	A1	TO-14A	P0	9.0
340			3.9	3.9	ppbv	PPT-H02-SG01	PPT-H02-SG01	A1	TO-14A	P0	14.0
320			9.4	9.4	ppbv	PPT-G01-SG01	PPT-G01-SG01	A1	TO-14A	P0	11.0
180			19	20	ppbv	PPT-U11-SG01	PPT-U11-SG01	A2	TO-14A	P0	7.0
170			13	13	ppbv	PPT-G06-SG01	PPT-G06-SG01	A3	TO-14A	P0	13.0
6.7			0.69	0.70	ppbv	PPT-K12-SG01	PPT-K12-SG01	A3	TO-14A	P0	19.0
5.4			1.4	1.4	ppbv	PPT-P04-SG01	PPT-P04-SG01	A2	TO-14A	P0	14.0

*Notes: Results sorted by: 1) parameter; 2) highest to lowest detected concentration.
VQ - ABBL validation flag; LQ - lab qualifier.
A list of the data qualifier definitions is provided at the end of the Tables section of this report.

Table 8
Soil Gas Analytical Results
Detected Volatile Organic Compounds

Physical Site Characterization Technical Memorandum
Former Cal Compact Landfill
Carson, California

Concentration	VQ	LQ	MDL	PQL	Units	Location ID	Sample ID	Landfill Cell	Method ID	Primary (P0) or Dup (D)	Depth (ft bgs)
Ethylbenzene											
3.9			3.8	3.8	ppbv	PPT-I08-SG01	PPT-I08-SG01	A3	TO-14A	P0	7.0
3.5			0.73	0.73	ppbv	PPT-K08-SG01	PPT-K08-SG01	A4	TO-14A	P0	8.0
2.0			0.73	0.74	ppbv	PPT-M07-SG01	PPT-M07-SG01	A4	TO-14A	P0	9.0
Freon 114 (1,2-Dichlorotetrafluoroethane)											
840		D	9.4	60	ppbv	PPT-I08-SG01	PPT-I08-SG01	A3	TO-14A	P0	7.0
580	J		18	120	ppbv	PPT-H03-SG01	PPT-H03-SG01-A	A3	TO-14A	D	9.0
390	J		19	120	ppbv	PPT-H03-SG01	PPT-H03-SG01	A3	TO-14A	P0	9.0
350			21	140	ppbv	PPT-A01-SG01	PPT-A01-SG01	A1	TO-14A	P0	8.0
290			11	72	ppbv	PPT-M02-SG01	PPT-M02-SG01	A2	TO-14A	P0	11.0
290			19	120	ppbv	PPT-O12-SG01	PPT-O12-SG01	A5	TO-14A	P0	15.0
260			18	120	ppbv	PPT-P11-SG01	PPT-P11-SG01	A5	TO-14A	P0	11.0
240			18	120	ppbv	PPT-P10-SG01	PPT-P10-SG01-A	A4	TO-14A	D	15.0
210			8.1	52	ppbv	PPT-G06-SG01	PPT-G06-SG01	A3	TO-14A	P0	13.0
210			20	130	ppbv	PPT-R07-SG01	PPT-R07-SG01	A2	TO-14A	P0	8.0
210			20	130	ppbv	PPT-R11-SG01	PPT-R11-SG01	A5	TO-14A	P0	11.0
190			18	110	ppbv	PPT-S12-SG01	PPT-S12-SG01	A5	TO-14A	P0	8.0
180			19	120	ppbv	PPT-P10-SG01	PPT-P10-SG01	A4	TO-14A	P0	15.0
150			9.6	61	ppbv	PPT-D02-SG01	PPT-D02-SG01	A1	TO-14A	P0	9.0
130			18	120	ppbv	PPT-K05-SG01	PPT-K05-SG01	A4	TO-14A	P0	6.0
100			12	78	ppbv	PPT-U11-SG01	PPT-U11-SG01	A2	TO-14A	P0	7.0
77			2.4	16	ppbv	PPT-H02-SG01	PPT-H02-SG01	A1	TO-14A	P0	14.0
43			5.9	38	ppbv	PPT-G01-SG01	PPT-G01-SG01	A1	TO-14A	P0	11.0
4.1			0.46	2.9	ppbv	PPT-M07-SG01	PPT-M07-SG01	A4	TO-14A	P0	9.0
3.1			0.43	2.8	ppbv	PPT-K12-SG01	PPT-K12-SG01	A3	TO-14A	P0	19.0
Freon 12 (Dichlorodifluoromethane)											
2300			28	31	ppbv	PPT-O12-SG01	PPT-O12-SG01	A5	TO-14A	P0	15.0
970			12	13	ppbv	PPT-G06-SG01	PPT-G06-SG01	A3	TO-14A	P0	13.0
820			27	29	ppbv	PPT-P11-SG01	PPT-P11-SG01	A5	TO-14A	P0	11.0
600			27	29	ppbv	PPT-P10-SG01	PPT-P10-SG01-A	A4	TO-14A	D	15.0
460	J		27	29	ppbv	PPT-H03-SG01	PPT-H03-SG01-A	A3	TO-14A	D	9.0
390			30	32	ppbv	PPT-R11-SG01	PPT-R11-SG01	A5	TO-14A	P0	11.0
350			27	29	ppbv	PPT-K05-SG01	PPT-K05-SG01	A4	TO-14A	P0	6.0
280			16	18	ppbv	PPT-M02-SG01	PPT-M02-SG01	A2	TO-14A	P0	11.0
140			31	34	ppbv	PPT-A01-SG01	PPT-A01-SG01	A1	TO-14A	P0	8.0
120			26	28	ppbv	PPT-S12-SG01	PPT-S12-SG01	A5	TO-14A	P0	8.0
91	J		28	31	ppbv	PPT-H03-SG01	PPT-H03-SG01	A3	TO-14A	P0	9.0
81			14	15	ppbv	PPT-D02-SG01	PPT-D02-SG01	A1	TO-14A	P0	9.0
81			30	33	ppbv	PPT-R07-SG01	PPT-R07-SG01	A2	TO-14A	P0	8.0
65			3.5	3.8	ppbv	PPT-I08-SG01	PPT-I08-SG01	A3	TO-14A	P0	7.0
54			18	20	ppbv	PPT-U11-SG01	PPT-U11-SG01	A2	TO-14A	P0	7.0
31			3.6	3.9	ppbv	PPT-H02-SG01	PPT-H02-SG01	A1	TO-14A	P0	14.0
14			8.7	9.4	ppbv	PPT-G01-SG01	PPT-G01-SG01	A1	TO-14A	P0	11.0
10			0.68	0.74	ppbv	PPT-M07-SG01	PPT-M07-SG01	A4	TO-14A	P0	9.0
2.7			1.3	1.4	ppbv	PPT-P04-SG01	PPT-P04-SG01	A2	TO-14A	P0	14.0

*Notes: Results sorted by: 1) parameter; 2) highest to lowest detected concentration.
VQ - ABBL validation flag; LQ - lab qualifier.
A list of the data qualifier definitions is provided at the end of the Tables section of this report.

Table 8
Soil Gas Analytical Results
Detected Volatile Organic Compounds

Physical Site Characterization Technical Memorandum
Former Cal Compact Landfill
Carson, California

Concentration	VQ	LQ	MDL	PQL	Units	Location ID	Sample ID	Landfill Cell	Method ID	Primary (P0) or Dup (D)	Depth (ft bgs)
Freon 12 (Dichlorodifluoromethane)											
1.3			0.64	0.70	ppbv	PPT-K12-SG01	PPT-K12-SG01	A3	TO-14A	P0	19.0
Styrene											
2300			15	58	ppbv	PPT-P11-SG01	PPT-P11-SG01	A5	TO-14A	P0	11.0
1800			15	58	ppbv	PPT-H03-SG01	PPT-H03-SG01-A	A3	TO-14A	D	9.0
1300	J		16	62	ppbv	PPT-H03-SG01	PPT-H03-SG01	A3	TO-14A	P0	9.0
600			16	61	ppbv	PPT-O12-SG01	PPT-O12-SG01	A5	TO-14A	P0	15.0
360			15	59	ppbv	PPT-K05-SG01	PPT-K05-SG01	A4	TO-14A	P0	6.0
170			17	64	ppbv	PPT-R11-SG01	PPT-R11-SG01	A5	TO-14A	P0	11.0
3.2			0.36	1.4	ppbv	PPT-K12-SG01	PPT-K12-SG01	A3	TO-14A	P0	19.0
Tetrachloroethene											
700	J		20	29	ppbv	PPT-P10-SG01	PPT-P10-SG01-A	A4	TO-14A	D	15.0
580			20	29	ppbv	PPT-P11-SG01	PPT-P11-SG01	A5	TO-14A	P0	11.0
450	J		21	31	ppbv	PPT-P10-SG01	PPT-P10-SG01	A4	TO-14A	P0	15.0
320			21	31	ppbv	PPT-O12-SG01	PPT-O12-SG01	A5	TO-14A	P0	15.0
280			23	32	ppbv	PPT-R11-SG01	PPT-R11-SG01	A5	TO-14A	P0	11.0
120			21	29	ppbv	PPT-K05-SG01	PPT-K05-SG01	A4	TO-14A	P0	6.0
86			20	29	ppbv	PPT-H03-SG01	PPT-H03-SG01-A	A3	TO-14A	D	9.0
68			23	33	ppbv	PPT-R07-SG01	PPT-R07-SG01	A2	TO-14A	P0	8.0
64			22	31	ppbv	PPT-H03-SG01	PPT-H03-SG01	A3	TO-14A	P0	9.0
11			0.98	1.4	ppbv	PPT-P04-SG01	PPT-P04-SG01	A2	TO-14A	P0	14.0
10			6.6	9.4	ppbv	PPT-G01-SG01	PPT-G01-SG01	A1	TO-14A	P0	11.0
9.0			2.7	3.9	ppbv	PPT-H02-SG01	PPT-H02-SG01	A1	TO-14A	P0	14.0
Toluene											
11000		D	230	380	ppbv	PPT-O12-SG01	PPT-O12-SG01	A5	TO-14A	P0	15.0
8400		D	170	290	ppbv	PPT-P11-SG01	PPT-P11-SG01	A5	TO-14A	P0	11.0
4000		D	180	290	ppbv	PPT-K05-SG01	PPT-K05-SG01	A4	TO-14A	P0	6.0
3000		D	190	320	ppbv	PPT-R11-SG01	PPT-R11-SG01	A5	TO-14A	P0	11.0
2000	J		17	29	ppbv	PPT-H03-SG01	PPT-H03-SG01-A	A3	TO-14A	D	9.0
1800	J		17	29	ppbv	PPT-P10-SG01	PPT-P10-SG01-A	A4	TO-14A	D	15.0
1400	J		19	31	ppbv	PPT-H03-SG01	PPT-H03-SG01	A3	TO-14A	P0	9.0
1200	J		18	31	ppbv	PPT-P10-SG01	PPT-P10-SG01	A4	TO-14A	P0	15.0
950			20	33	ppbv	PPT-R07-SG01	PPT-R07-SG01	A2	TO-14A	P0	8.0
330			21	34	ppbv	PPT-A01-SG01	PPT-A01-SG01	A1	TO-14A	P0	8.0
290			17	28	ppbv	PPT-S12-SG01	PPT-S12-SG01	A5	TO-14A	P0	8.0
180			11	18	ppbv	PPT-M02-SG01	PPT-M02-SG01	A2	TO-14A	P0	11.0
130			2.3	3.9	ppbv	PPT-H02-SG01	PPT-H02-SG01	A1	TO-14A	P0	14.0
100			9.3	15	ppbv	PPT-D02-SG01	PPT-D02-SG01	A1	TO-14A	P0	9.0
79			12	20	ppbv	PPT-U11-SG01	PPT-U11-SG01	A2	TO-14A	P0	7.0
78			5.7	9.4	ppbv	PPT-G01-SG01	PPT-G01-SG01	A1	TO-14A	P0	11.0
78			7.8	13	ppbv	PPT-G06-SG01	PPT-G06-SG01	A3	TO-14A	P0	13.0
41			0.42	0.70	ppbv	PPT-K12-SG01	PPT-K12-SG01	A3	TO-14A	P0	19.0
37			0.84	1.4	ppbv	PPT-P04-SG01	PPT-P04-SG01	A2	TO-14A	P0	14.0
28			2.3	3.8	ppbv	PPT-I08-SG01	PPT-I08-SG01	A3	TO-14A	P0	7.0
28			0.44	0.73	ppbv	PPT-K08-SG01	PPT-K08-SG01	A4	TO-14A	P0	8.0

*Notes: Results sorted by: 1) parameter; 2) highest to lowest detected concentration.
VQ - ABBL validation flag; LQ - lab qualifier.
A list of the data qualifier definitions is provided at the end of the Tables section of this report.

Table 8
Soil Gas Analytical Results
Detected Volatile Organic Compounds

Physical Site Characterization Technical Memorandum
Former Cal Compact Landfill
Carson, California

Concentration	VQ	LQ	MDL	PQL	Units	Location ID	Sample ID	Landfill Cell	Method ID	Primary (P0) or Dup (D)	Depth (ft bgs)
Toluene											
20			0.44	0.74	ppbv	PPT-M07-SG01	PPT-M07-SG01	A4	TO-14A	P0	9.0
Trichloroethene											
810	J		17	29	ppbv	PPT-P10-SG01	PPT-P10-SG01-A	A4	TO-14A	D	15.0
540	J		18	31	ppbv	PPT-P10-SG01	PPT-P10-SG01	A4	TO-14A	P0	15.0
510			17	29	ppbv	PPT-P11-SG01	PPT-P11-SG01	A5	TO-14A	P0	11.0
290			18	31	ppbv	PPT-O12-SG01	PPT-O12-SG01	A5	TO-14A	P0	15.0
240			19	32	ppbv	PPT-R11-SG01	PPT-R11-SG01	A5	TO-14A	P0	11.0
200			17	29	ppbv	PPT-K05-SG01	PPT-K05-SG01	A4	TO-14A	P0	6.0
160			17	29	ppbv	PPT-H03-SG01	PPT-H03-SG01-A	A3	TO-14A	D	9.0
140			18	31	ppbv	PPT-H03-SG01	PPT-H03-SG01	A3	TO-14A	P0	9.0
96			19	33	ppbv	PPT-R07-SG01	PPT-R07-SG01	A2	TO-14A	P0	8.0
53			17	28	ppbv	PPT-S12-SG01	PPT-S12-SG01	A5	TO-14A	P0	8.0
29			10	18	ppbv	PPT-M02-SG01	PPT-M02-SG01	A2	TO-14A	P0	11.0
28			7.6	13	ppbv	PPT-G06-SG01	PPT-G06-SG01	A3	TO-14A	P0	13.0
12			5.5	9.4	ppbv	PPT-G01-SG01	PPT-G01-SG01	A1	TO-14A	P0	11.0
12			0.41	0.70	ppbv	PPT-K12-SG01	PPT-K12-SG01	A3	TO-14A	P0	19.0
11			2.3	3.9	ppbv	PPT-H02-SG01	PPT-H02-SG01	A1	TO-14A	P0	14.0
7.9			0.82	1.4	ppbv	PPT-P04-SG01	PPT-P04-SG01	A2	TO-14A	P0	14.0
0.89			0.43	0.73	ppbv	PPT-K08-SG01	PPT-K08-SG01	A4	TO-14A	P0	8.0
1,2,4-Trimethylbenzene											
3000		D	180	580	ppbv	PPT-P11-SG01	PPT-P11-SG01	A5	TO-14A	P0	11.0
2700	J	D	48	150	ppbv	PPT-H03-SG01	PPT-H03-SG01	A3	TO-14A	P0	9.0
1700	J	D	460	1400	ppbv	PPT-H03-SG01	PPT-H03-SG01-A	A3	TO-14A	D	9.0
1500			20	64	ppbv	PPT-R11-SG01	PPT-R11-SG01	A5	TO-14A	P0	11.0
1400			19	61	ppbv	PPT-O12-SG01	PPT-O12-SG01	A5	TO-14A	P0	15.0
1400			21	65	ppbv	PPT-R07-SG01	PPT-R07-SG01	A2	TO-14A	P0	8.0
1200		D	190	590	ppbv	PPT-K05-SG01	PPT-K05-SG01	A4	TO-14A	P0	6.0
1100			18	57	ppbv	PPT-S12-SG01	PPT-S12-SG01	A5	TO-14A	P0	8.0
140			12	39	ppbv	PPT-U11-SG01	PPT-U11-SG01	A2	TO-14A	P0	7.0
120			11	36	ppbv	PPT-M02-SG01	PPT-M02-SG01	A2	TO-14A	P0	11.0
5.0			0.44	1.4	ppbv	PPT-K12-SG01	PPT-K12-SG01	A3	TO-14A	P0	19.0
3.9			0.88	2.8	ppbv	PPT-P04-SG01	PPT-P04-SG01	A2	TO-14A	P0	14.0
1.8			0.46	1.5	ppbv	PPT-K08-SG01	PPT-K08-SG01	A4	TO-14A	P0	8.0
1,3,5-Trimethylbenzene											
2800			17	29	ppbv	PPT-K05-SG01	PPT-K05-SG01	A4	TO-14A	P0	6.0
1800			17	29	ppbv	PPT-H03-SG01	PPT-H03-SG01-A	A3	TO-14A	D	9.0
1400			18	31	ppbv	PPT-H03-SG01	PPT-H03-SG01	A3	TO-14A	P0	9.0
1100		D	170	290	ppbv	PPT-P11-SG01	PPT-P11-SG01	A5	TO-14A	P0	11.0
760			18	31	ppbv	PPT-O12-SG01	PPT-O12-SG01	A5	TO-14A	P0	15.0
530			19	32	ppbv	PPT-R11-SG01	PPT-R11-SG01	A5	TO-14A	P0	11.0
480			19	33	ppbv	PPT-R07-SG01	PPT-R07-SG01	A2	TO-14A	P0	8.0
350			17	28	ppbv	PPT-S12-SG01	PPT-S12-SG01	A5	TO-14A	P0	8.0
160			20	34	ppbv	PPT-A01-SG01	PPT-A01-SG01	A1	TO-14A	P0	8.0
45			11	20	ppbv	PPT-U11-SG01	PPT-U11-SG01	A2	TO-14A	P0	7.0

*Notes: Results sorted by: 1) parameter; 2) highest to lowest detected concentration.
VQ - ABBL validation flag; LQ - lab qualifier.
A list of the data qualifier definitions is provided at the end of the Tables section of this report.

Table 8
Soil Gas Analytical Results
Detected Volatile Organic Compounds

Physical Site Characterization Technical Memorandum
Former Cal Compact Landfill
Carson, California

Concentration	VQ	LQ	MDL	PQL	Units	Location ID	Sample ID	Landfill Cell	Method ID	Primary (P0) or Dup (D)	Depth (ft bgs)
1,3,5-Trimethylbenzene											
38			11	18	ppbv	PPT-M02-SG01	PPT-M02-SG01	A2	TO-14A	P0	11.0
1.8			0.82	1.4	ppbv	PPT-P04-SG01	PPT-P04-SG01	A2	TO-14A	P0	14.0
1.3			0.41	0.70	ppbv	PPT-K12-SG01	PPT-K12-SG01	A3	TO-14A	P0	19.0
Vinyl Chloride											
6100	J	D	910	1400	ppbv	PPT-P10-SG01	PPT-P10-SG01-A	A4	TO-14A	D	15.0
5600		D	200	320	ppbv	PPT-R11-SG01	PPT-R11-SG01	A5	TO-14A	P0	11.0
4400	J	D	490	760	ppbv	PPT-P10-SG01	PPT-P10-SG01	A4	TO-14A	P0	15.0
3100			19	31	ppbv	PPT-O12-SG01	PPT-O12-SG01	A5	TO-14A	P0	15.0
2500		D	49	77	ppbv	PPT-H03-SG01	PPT-H03-SG01	A3	TO-14A	P0	9.0
2500		D	100	160	ppbv	PPT-R07-SG01	PPT-R07-SG01	A2	TO-14A	P0	8.0
2400		D	51	81	ppbv	PPT-G06-SG01	PPT-G06-SG01	A3	TO-14A	P0	13.0
2400		D	20	31	ppbv	PPT-H02-SG01	PPT-H02-SG01	A1	TO-14A	P0	14.0
2400		D	460	720	ppbv	PPT-H03-SG01	PPT-H03-SG01-A	A3	TO-14A	D	9.0
2300		D	24	38	ppbv	PPT-G01-SG01	PPT-G01-SG01	A1	TO-14A	P0	11.0
1900			22	34	ppbv	PPT-A01-SG01	PPT-A01-SG01	A1	TO-14A	P0	8.0
1800			19	29	ppbv	PPT-K05-SG01	PPT-K05-SG01	A4	TO-14A	P0	6.0
1600		D	91	140	ppbv	PPT-M02-SG01	PPT-M02-SG01	A2	TO-14A	P0	11.0
1500			12	20	ppbv	PPT-U11-SG01	PPT-U11-SG01	A2	TO-14A	P0	7.0
950			18	28	ppbv	PPT-S12-SG01	PPT-S12-SG01	A5	TO-14A	P0	8.0
630			9.7	15	ppbv	PPT-D02-SG01	PPT-D02-SG01	A1	TO-14A	P0	9.0
470			18	29	ppbv	PPT-P11-SG01	PPT-P11-SG01	A5	TO-14A	P0	11.0
220		D	4.7	7.4	ppbv	PPT-M07-SG01	PPT-M07-SG01	A4	TO-14A	P0	9.0
81			2.4	3.8	ppbv	PPT-I08-SG01	PPT-I08-SG01	A3	TO-14A	P0	7.0
20			0.46	0.73	ppbv	PPT-K08-SG01	PPT-K08-SG01	A4	TO-14A	P0	8.0
3.0			0.44	0.70	ppbv	PPT-K12-SG01	PPT-K12-SG01	A3	TO-14A	P0	19.0
1.9			0.89	1.4	ppbv	PPT-P04-SG01	PPT-P04-SG01	A2	TO-14A	P0	14.0
m,p-Xylene											
29000		D	300	580	ppbv	PPT-P11-SG01	PPT-P11-SG01	A5	TO-14A	P0	11.0
12000		D	390	760	ppbv	PPT-O12-SG01	PPT-O12-SG01	A5	TO-14A	P0	15.0
6400		D	330	640	ppbv	PPT-R11-SG01	PPT-R11-SG01	A5	TO-14A	P0	11.0
6000		D	79	150	ppbv	PPT-H03-SG01	PPT-H03-SG01	A3	TO-14A	P0	9.0
5300		D	750	1400	ppbv	PPT-H03-SG01	PPT-H03-SG01-A	A3	TO-14A	D	9.0
4300			30	59	ppbv	PPT-K05-SG01	PPT-K05-SG01	A4	TO-14A	P0	6.0
950			34	65	ppbv	PPT-R07-SG01	PPT-R07-SG01	A2	TO-14A	P0	8.0
890			35	68	ppbv	PPT-A01-SG01	PPT-A01-SG01	A1	TO-14A	P0	8.0
740			29	57	ppbv	PPT-S12-SG01	PPT-S12-SG01	A5	TO-14A	P0	8.0
250			18	36	ppbv	PPT-M02-SG01	PPT-M02-SG01	A2	TO-14A	P0	11.0
250	J		30	58	ppbv	PPT-P10-SG01	PPT-P10-SG01-A	A4	TO-14A	D	15.0
160	J		32	61	ppbv	PPT-P10-SG01	PPT-P10-SG01	A4	TO-14A	P0	15.0
92			20	39	ppbv	PPT-U11-SG01	PPT-U11-SG01	A2	TO-14A	P0	7.0
67			9.7	19	ppbv	PPT-G01-SG01	PPT-G01-SG01	A1	TO-14A	P0	11.0
35			4.0	7.8	ppbv	PPT-H02-SG01	PPT-H02-SG01	A1	TO-14A	P0	14.0
10			0.72	1.4	ppbv	PPT-K12-SG01	PPT-K12-SG01	A3	TO-14A	P0	19.0
9.2			0.75	1.5	ppbv	PPT-K08-SG01	PPT-K08-SG01	A4	TO-14A	P0	8.0

*Notes: Results sorted by: 1) parameter; 2) highest to lowest detected concentration.
VQ - ABBL validation flag; LQ - lab qualifier.
A list of the data qualifier definitions is provided at the end of the Tables section of this report.

Table 8
Soil Gas Analytical Results
Detected Volatile Organic Compounds

Physical Site Characterization Technical Memorandum
Former Cal Compact Landfill
Carson, California

Concentration	VQ	LQ	MDL	PQL	Units	Location ID	Sample ID	Landfill Cell	Method ID	Primary (P0) or Dup (D)	Depth (ft bgs)
m,p-Xylene											
8.8			3.9	7.6	ppbv	PPT-I08-SG01	PPT-I08-SG01	A3	TO-14A	P0	7.0
5.6			1.4	2.8	ppbv	PPT-P04-SG01	PPT-P04-SG01	A2	TO-14A	P0	14.0
5.3			0.76	1.5	ppbv	PPT-M07-SG01	PPT-M07-SG01	A4	TO-14A	P0	9.0
o-Xylene											
8900		D	210	290	ppbv	PPT-P11-SG01	PPT-P11-SG01	A5	TO-14A	P0	11.0
3700		D	280	380	ppbv	PPT-O12-SG01	PPT-O12-SG01	A5	TO-14A	P0	15.0
3200		D	230	320	ppbv	PPT-R11-SG01	PPT-R11-SG01	A5	TO-14A	P0	11.0
2300			21	29	ppbv	PPT-K05-SG01	PPT-K05-SG01	A4	TO-14A	P0	6.0
1900		D	56	77	ppbv	PPT-H03-SG01	PPT-H03-SG01	A3	TO-14A	P0	9.0
1700		D	530	720	ppbv	PPT-H03-SG01	PPT-H03-SG01-A	A3	TO-14A	D	9.0
700			24	33	ppbv	PPT-R07-SG01	PPT-R07-SG01	A2	TO-14A	P0	8.0
420			25	34	ppbv	PPT-A01-SG01	PPT-A01-SG01	A1	TO-14A	P0	8.0
420			21	28	ppbv	PPT-S12-SG01	PPT-S12-SG01	A5	TO-14A	P0	8.0
160	J		21	29	ppbv	PPT-P10-SG01	PPT-P10-SG01-A	A4	TO-14A	D	15.0
91	J		22	31	ppbv	PPT-P10-SG01	PPT-P10-SG01	A4	TO-14A	P0	15.0
74			13	18	ppbv	PPT-M02-SG01	PPT-M02-SG01	A2	TO-14A	P0	11.0
68			14	20	ppbv	PPT-U11-SG01	PPT-U11-SG01	A2	TO-14A	P0	7.0
34			6.8	9.4	ppbv	PPT-G01-SG01	PPT-G01-SG01	A1	TO-14A	P0	11.0
14			2.8	3.9	ppbv	PPT-H02-SG01	PPT-H02-SG01	A1	TO-14A	P0	14.0
6.3			2.7	3.8	ppbv	PPT-I08-SG01	PPT-I08-SG01	A3	TO-14A	P0	7.0
4.0			0.51	0.70	ppbv	PPT-K12-SG01	PPT-K12-SG01	A3	TO-14A	P0	19.0
3.2			0.53	0.73	ppbv	PPT-K08-SG01	PPT-K08-SG01	A4	TO-14A	P0	8.0
2.3			1.0	1.4	ppbv	PPT-P04-SG01	PPT-P04-SG01	A2	TO-14A	P0	14.0
2.0			0.53	0.74	ppbv	PPT-M07-SG01	PPT-M07-SG01	A4	TO-14A	P0	9.0

*Notes: Results sorted by: 1) parameter; 2) highest to lowest detected concentration.
VQ - ABBL validation flag; LQ - lab qualifier.
A list of the data qualifier definitions is provided at the end of the Tables section of this report.

Table 9
Soil Gas Analytical Results
Detected Fixed Gases

Physical Site Characterization Technical Memorandum
Former Cal Compact Landfill
Carson, California

Concentration	VQ	LQ	MDL	PQL	Units	Location ID	Sample ID	Landfill Cell	Method ID	Primary (P0) or Dup (D)	Depth (ft bgs)
Carbon Dioxide											
37.6				0.10	%v	PPT-H03-SG01	PPT-H03-SG01-A	A3	3C Mod	D	9.0
37.5				0.10	%v	PPT-H03-SG01	PPT-H03-SG01	A3	3C Mod	P0	9.0
33.8				0.10	%v	PPT-O12-SG01	PPT-O12-SG01	A5	3C Mod	P0	15.0
33.5				0.10	%v	PPT-P10-SG01	PPT-P10-SG01-A	A4	3C Mod	D	15.0
33.4				0.10	%v	PPT-P10-SG01	PPT-P10-SG01	A4	3C Mod	P0	15.0
32				0.10	%v	PPT-K05-SG01	PPT-K05-SG01	A4	3C Mod	P0	6.0
31.3				0.10	%v	PPT-P11-SG01	PPT-P11-SG01	A5	3C Mod	P0	11.0
29.9				0.10	%v	PPT-G01-SG01	PPT-G01-SG01	A1	3C Mod	P0	11.0
29.0				0.10	%v	PPT-A01-SG01	PPT-A01-SG01	A1	3C Mod	P0	8.0
28.0				0.10	%v	PPT-M02-SG01	PPT-M02-SG01	A2	3C Mod	P0	11.0
27.9				0.10	%v	PPT-R07-SG01	PPT-R07-SG01	A2	3C Mod	P0	8.0
26.9				0.10	%v	PPT-S12-SG01	PPT-S12-SG01	A5	3C Mod	P0	8.0
25.0				0.10	%v	PPT-H02-SG01	PPT-H02-SG01	A1	3C Mod	P0	14.0
24.4				0.10	%v	PPT-U11-SG01	PPT-U11-SG01	A2	3C Mod	P0	7.0
23.3				0.10	%v	PPT-R11-SG01	PPT-R11-SG01	A5	3C Mod	P0	11.0
22.3				0.10	%v	PPT-D02-SG01	PPT-D02-SG01	A1	3C Mod	P0	9.0
16.0				0.10	%v	PPT-I08-SG01	PPT-I08-SG01	A3	3C Mod	P0	7.0
12.9				0.10	%v	PPT-G06-SG01	PPT-G06-SG01	A3	3C Mod	P0	13.0
8.73				0.10	%v	PPT-K08-SG01	PPT-K08-SG01	A4	3C Mod	P0	8.0
1.52				0.10	%v	PPT-P04-SG01	PPT-P04-SG01	A2	3C Mod	P0	14.0
1.12				0.10	%v	PPT-M07-SG01	PPT-M07-SG01	A4	3C Mod	P0	9.0
0.972				0.10	%v	PPT-K12-SG01	PPT-K12-SG01	A3	3C Mod	P0	19.0
Hydrogen											
0.861				0.10	%v	PPT-K12-SG01	PPT-K12-SG01	A3	3C Mod	P0	19.0
0.220				0.10	%v	PPT-P04-SG01	PPT-P04-SG01	A2	3C Mod	P0	14.0
Methane											
58.7				0.10	%v	PPT-P10-SG01	PPT-P10-SG01-A	A4	3C Mod	D	15.0
58.6				0.10	%v	PPT-P10-SG01	PPT-P10-SG01	A4	3C Mod	P0	15.0
58.0				0.10	%v	PPT-O12-SG01	PPT-O12-SG01	A5	3C Mod	P0	15.0
54.0				0.10	%v	PPT-D02-SG01	PPT-D02-SG01	A1	3C Mod	P0	9.0
52.9				0.10	%v	PPT-H03-SG01	PPT-H03-SG01	A3	3C Mod	P0	9.0
52.9				0.10	%v	PPT-H03-SG01	PPT-H03-SG01-A	A3	3C Mod	D	9.0
48.3				0.10	%v	PPT-U11-SG01	PPT-U11-SG01	A2	3C Mod	P0	7.0
47.6				0.10	%v	PPT-G01-SG01	PPT-G01-SG01	A1	3C Mod	P0	11.0
47.4				0.10	%v	PPT-P11-SG01	PPT-P11-SG01	A5	3C Mod	P0	11.0
42.0				0.10	%v	PPT-G06-SG01	PPT-G06-SG01	A3	3C Mod	P0	13.0
40.9				0.10	%v	PPT-H02-SG01	PPT-H02-SG01	A1	3C Mod	P0	14.0
40.6				0.10	%v	PPT-R07-SG01	PPT-R07-SG01	A2	3C Mod	P0	8.0
38.3				0.10	%v	PPT-A01-SG01	PPT-A01-SG01	A1	3C Mod	P0	8.0
35.4				0.10	%v	PPT-K05-SG01	PPT-K05-SG01	A4	3C Mod	P0	6.0
34.3				0.10	%v	PPT-M02-SG01	PPT-M02-SG01	A2	3C Mod	P0	11.0
28.9				0.10	%v	PPT-S12-SG01	PPT-S12-SG01	A5	3C Mod	P0	8.0
14.8				0.10	%v	PPT-R11-SG01	PPT-R11-SG01	A5	3C Mod	P0	11.0
14.5				0.10	%v	PPT-I08-SG01	PPT-I08-SG01	A3	3C Mod	P0	7.0

*Notes: Results sorted by: 1) parameter; 2) highest to lowest detected concentration.
VQ - ABBL validation flag; LQ - lab qualifier.
A list of the data qualifier definitions is provided at the end of the Tables section of this report.

Table 9
Soil Gas Analytical Results
Detected Fixed Gases

Physical Site Characterization Technical Memorandum
Former Cal Compact Landfill
Carson, California

Concentration	VQ	LQ	MDL	PQL	Units	Location ID	Sample ID	Landfill Cell	Method ID	Primary (P0) or Dup (D)	Depth (ft bgs)
Methane											
1.14				0.10	%v	PPT-K08-SG01	PPT-K08-SG01	A4	3C Mod	P0	8.0
1.02				0.10	%v	PPT-M07-SG01	PPT-M07-SG01	A4	3C Mod	P0	9.0
0.303				0.10	%v	PPT-P04-SG01	PPT-P04-SG01	A2	3C Mod	P0	14.0
Nitrogen											
79.8				0.10	%v	PPT-K08-SG01	PPT-K08-SG01	A4	3C Mod	P0	8.0
78.4				0.10	%v	PPT-K12-SG01	PPT-K12-SG01	A3	3C Mod	P0	19.0
78.2				0.10	%v	PPT-P04-SG01	PPT-P04-SG01	A2	3C Mod	P0	14.0
77.2				0.10	%v	PPT-M07-SG01	PPT-M07-SG01	A4	3C Mod	P0	9.0
67.7				0.10	%v	PPT-I08-SG01	PPT-I08-SG01	A3	3C Mod	P0	7.0
60.3				0.10	%v	PPT-R11-SG01	PPT-R11-SG01	A5	3C Mod	P0	11.0
43.0				0.10	%v	PPT-S12-SG01	PPT-S12-SG01	A5	3C Mod	P0	8.0
36.9				0.10	%v	PPT-M02-SG01	PPT-M02-SG01	A2	3C Mod	P0	11.0
35.9				0.10	%v	PPT-G06-SG01	PPT-G06-SG01	A3	3C Mod	P0	13.0
33.5				0.10	%v	PPT-H02-SG01	PPT-H02-SG01	A1	3C Mod	P0	14.0
32.1				0.10	%v	PPT-A01-SG01	PPT-A01-SG01	A1	3C Mod	P0	8.0
31.5				0.10	%v	PPT-K05-SG01	PPT-K05-SG01	A4	3C Mod	P0	6.0
30.6				0.10	%v	PPT-R07-SG01	PPT-R07-SG01	A2	3C Mod	P0	8.0
26.4				0.10	%v	PPT-U11-SG01	PPT-U11-SG01	A2	3C Mod	P0	7.0
23.1				0.10	%v	PPT-D02-SG01	PPT-D02-SG01	A1	3C Mod	P0	9.0
21.2				0.10	%v	PPT-G01-SG01	PPT-G01-SG01	A1	3C Mod	P0	11.0
20.7				0.10	%v	PPT-P11-SG01	PPT-P11-SG01	A5	3C Mod	P0	11.0
9.16				0.10	%v	PPT-H03-SG01	PPT-H03-SG01-A	A3	3C Mod	D	9.0
9.10				0.10	%v	PPT-H03-SG01	PPT-H03-SG01	A3	3C Mod	P0	9.0
7.28				0.10	%v	PPT-P10-SG01	PPT-P10-SG01	A4	3C Mod	P0	15.0
7.26				0.10	%v	PPT-O12-SG01	PPT-O12-SG01	A5	3C Mod	P0	15.0
7.10				0.10	%v	PPT-P10-SG01	PPT-P10-SG01-A	A4	3C Mod	D	15.0
Oxygen + Argon											
20.6				0.10	%v	PPT-M07-SG01	PPT-M07-SG01	A4	3C Mod	P0	9.0
19.8				0.10	%v	PPT-K12-SG01	PPT-K12-SG01	A3	3C Mod	P0	19.0
19.8				0.10	%v	PPT-P04-SG01	PPT-P04-SG01	A2	3C Mod	P0	14.0
10.4				0.10	%v	PPT-K08-SG01	PPT-K08-SG01	A4	3C Mod	P0	8.0
9.17				0.10	%v	PPT-G06-SG01	PPT-G06-SG01	A3	3C Mod	P0	13.0
1.74				0.10	%v	PPT-I08-SG01	PPT-I08-SG01	A3	3C Mod	P0	7.0
1.54				0.10	%v	PPT-R11-SG01	PPT-R11-SG01	A5	3C Mod	P0	11.0
1.31				0.10	%v	PPT-G01-SG01	PPT-G01-SG01	A1	3C Mod	P0	11.0
1.24				0.10	%v	PPT-S12-SG01	PPT-S12-SG01	A5	3C Mod	P0	8.0
1.02				0.10	%v	PPT-K05-SG01	PPT-K05-SG01	A4	3C Mod	P0	6.0
0.955				0.10	%v	PPT-O12-SG01	PPT-O12-SG01	A5	3C Mod	P0	15.0
0.887				0.10	%v	PPT-U11-SG01	PPT-U11-SG01	A2	3C Mod	P0	7.0
0.833				0.10	%v	PPT-R07-SG01	PPT-R07-SG01	A2	3C Mod	P0	8.0
0.810				0.10	%v	PPT-M02-SG01	PPT-M02-SG01	A2	3C Mod	P0	11.0
0.663				0.10	%v	PPT-P11-SG01	PPT-P11-SG01	A5	3C Mod	P0	11.0
0.654				0.10	%v	PPT-A01-SG01	PPT-A01-SG01	A1	3C Mod	P0	8.0
0.654				0.10	%v	PPT-P10-SG01	PPT-P10-SG01	A4	3C Mod	P0	15.0

*Notes: Results sorted by: 1) parameter; 2) highest to lowest detected concentration.
VQ - ABBL validation flag; LQ - lab qualifier.
A list of the data qualifier definitions is provided at the end of the Tables section of this report.

Table 9
Soil Gas Analytical Results
Detected Fixed Gases

Physical Site Characterization Technical Memorandum
Former Cal Compact Landfill
Carson, California

Concentration	VQ	LQ	MDL	PQL	Units	Location ID	Sample ID	Landfill Cell	Method ID	Primary (P0) or Dup (D)	Depth (ft bgs)
Oxygen + Argon											
0.635				0.10	%v	PPT-P10-SG01	PPT-P10-SG01-A	A4	3C Mod	D	15.0
0.632				0.10	%v	PPT-H02-SG01	PPT-H02-SG01	A1	3C Mod	P0	14.0
0.585				0.10	%v	PPT-D02-SG01	PPT-D02-SG01	A1	3C Mod	P0	9.0
0.413				0.10	%v	PPT-H03-SG01	PPT-H03-SG01	A3	3C Mod	P0	9.0
0.391				0.10	%v	PPT-H03-SG01	PPT-H03-SG01-A	A3	3C Mod	D	9.0

*Notes: Results sorted by: 1) parameter; 2) highest to lowest detected concentration.
VQ - ABBL validation flag; LQ - lab qualifier.
A list of the data qualifier definitions is provided at the end of the Tables section of this report.

ARCADIS

Table 10
Index of Detected Analytes in Groundwater / Perched Liquid and Soil Gas

Physical Site Characterization Technical Memorandum
Former Cal Compact Landfill
Carson, California

Table Number	Medium	Parameter Group	Analyte	Number of Detections	Unit	Minimum Concentration[1]	Maximum Concentration[1]
4	Groundwater / Perched Liquid	VOCs	Acetone	11	µg/L	7.1 J	120
			Benzene	22		0.29 J	59
			n-Butylbenzene	11		0.27 J	16
			sec-Butylbenzene	14		0.32 J	37
			Chlorobenzene	20		0.17 J	6400 D
			Chloroform	1		1.5	1.5
			1,2-Dichlorobenzene	15		0.23 J	7.4 J
			1,3-Dichlorobenzene	2		0.20 J	0.28 J
			1,4-Dichlorobenzene	18		0.19 J	16
			Dichlorobromomethane	1		0.32 J	0.32 J
			1,1-Dichloroethane	4		0.51 J	2.5
			1,2-Dichloroethane	6		2.1	10
			1,1-Dichloroethene	6		0.68 J	1.2
			cis-1,2-Dichloroethene	16		0.69 J	100
			trans-1,2-Dichloroethene	4		0.87 J	1.7
			1,2-Dichloropropane	1		2.1	2.1
			Ethylbenzene	21		0.32 J	1800
			Freon 11 (Trichlorofluoromethane)	1		1.9 J	1.9 J
			Freon 12 (Dichlorodifluoromethane)	4		0.41 J	2.2
			2-Hexanone	2		25	46
			Isopropylbenzene	19		0.13 J	240
			p-Isopropyltoluene	14		0.17 J	21
			Methyl Ethyl Ketone	3		8.0 J	85
			Methyl isobutyl ketone (MIBK)	2		2.9 J	47
			Methyl Tert-butyl ether (MTBE)	3		0.33 J	0.69 J
			Naphthalene	16		0.45 J	140
			n-Propylbenzene	15		0.17 J	54
			Styrene	10		0.24 J	6.8 J
			tert-Butylbenzene	1		0.19 J	0.19 J
			Tetrachloroethene	7		0.57 J	5.9 J
			Toluene	18		0.43 J	92
			1,2,3-Trichlorobenzene	1		0.43 J	0.43 J
			1,2,4-Trichlorobenzene	2		0.32 J	0.46 J
			Trichloroethene	9		0.38 J	21
			1,2,4-Trimethylbenzene	16		0.20 J	56
			1,3,5-Trimethylbenzene	5		1.3	17
			Vinyl Chloride	15		0.48 J	77
			m,p-Xylene	18		0.44 J	220
			o-Xylene	18		0.17 J	140

ARCADIS

Table 10
Index of Detected Analytes in Groundwater / Perched Liquid and Soil Gas

Physical Site Characterization Technical Memorandum
Former Cal Compact Landfill
Carson, California

Table Number	Medium	Parameter Group	Analyte	Number of Detections	Unit	Minimum Concentration[1]	Maximum Concentration[1]
5	Groundwater / Perched Liquid	SVOCs	Acenaphthene	1	µg/L	2.4 J	2.4 J
			Acenaphthylene	1		6.9 J	6.9 J
			Benzoic Acid	1		14 J	14 J
			Bis(2-ethylhexyl)phthalate	11		1.3 J	270 J
			Butylbenzylphthalate	2		23 J	65
			2-Chlorophenol	1		2.8 J	2.8 J
			Chrysene	1		3.4 J	3.4 J
			Di-n-butylphthalate	1		11	11
			Dibenzofuran	1		1.6 J	1.6 J
			1,4-Dichlorobenzene	4		2.8 J	8.1 J
			Diethylphthalate	8		1.5 J	8.1 J
			2,4-Dimethylphenol	7		17	91 J
			Fluorene	1		2.0 J	2.0 J
			1-Methylnaphthalene	8		2.4 J	70
			2-Methylnaphthalene	8		2.6 J	110
			2-Methylphenol	1		7.6 J	7.6 J
			3/4-Methylphenol	5		1.1 J	13
			Naphthalene	9		4.0 J	86
			N-Nitrosodiphenylamine	2		2.1 J	7.7 J
			Phenanthrene	6		1.9 J	30
			Pyrene	4		2.1 J	4.1 J
6	Groundwater / Perched Liquid	Metals	Antimony, dissolved	1	mg/L	0.0226 B	0.0226 B
			Arsenic, dissolved	10		0.0175	0.116
			Barium, dissolved	22		0.0430	2.82
			Beryllium, dissolved	17		0.000207 J	0.00167
			Cadmium, dissolved	5		0.000696 J	0.00350 J
			Chromium, dissolved	17		0.000958 J	0.0272
			Cobalt, dissolved	22		0.00198 J	0.0808
			Copper, dissolved	19		0.00181 J	0.0140
			Lead, dissolved	4		0.00508 J	0.0162
			Manganese, dissolved	22		0.113	9.67
			Molybdenum, dissolved	22		0.00104 J	1.80
			Nickel, dissolved	21		0.0369	0.389
			Selenium, dissolved	6		0.00414 J	0.0235 B
			Silver, dissolved	3		0.000553 J	1.13
			Thallium, dissolved	3		0.00751 J	0.0126 J
			Vanadium, dissolved	17		0.000400 J	0.0827
			Zinc, dissolved	16		0.0219	0.131
7	Groundwater / Perched Liquid	Emergent Chemicals	Chromium VI	2	µg/L	0.67 B	0.69 B
			1,4-Dioxane	15		1.0 J	730
			Perchlorate	1		140	140

ARCADIS

Table 10
Index of Detected Analytes in Groundwater / Perched Liquid and Soil Gas

Physical Site Characterization Technical Memorandum
Former Cal Compact Landfill
Carson, California

Table Number	Medium	Parameter Group	Analyte	Number of Detections	Unit	Minimum Concentration[1]	Maximum Concentration[1]
8	Soil Gas	VOCs	Benzene	22	ppbv	19	15000 JD
			Chlorobenzene	12		20	2000 JD
			Chloroethane	13		1.0	110 J
			Chloromethane	4		1.0	76
			1,2-Dichlorobenzene	3		5.9	410
			1,4-Dichlorobenzene	17		2.5	990
			1,2-Dichloroethane	1		56	56
			1,1-Dichloroethene	5		3.6	80 J
			cis-1,2-Dichloroethene	22		3.5	9600 JD
			1,2-Dichloropropane	3		36	51
			Ethylbenzene	22		2.0	130000 D
			Freon 114 (1,2-Dichlorotetrafluoroethane)	20		3.1	840 D
			Freon 12 (Dichlorodifluoromethane)	20		1.3	2300
			Styrene	7		3.2	2300
			Tetrachloroethene	12		9.0	700 J
			Toluene	22		20	11000 D
			Trichloroethene	17		0.89	810 J
			1,2,4-Trimethylbenzene	13		1.8	3000 D
			1,3,5-Trimethylbenzene	13		1.3	2800
			Vinyl Chloride	22		1.9	6100 JD
			m,p-Xylene	20		5.3	29000 D
			o-Xylene	20		2.0	8900 D
9	Soil Gas	Fixed Gases	Carbon Dioxide	22	%v	0.972	37.6
			Hydrogen	2		0.220	0.861
			Methane	21		0.303	58.7
			Nitrogen	22		7.10	79.8
			Oxygen + Argon	22		0.391	20.6

Notes:

1 =	A list of data qualifier definitions is provided at the end of the Tables section of this report.
%v =	percent by volume
µg/L =	microgram(s) per liter
mg/L =	milligram(s) per kilogram
ppbv =	parts per billion by volume
SVOCs =	semivolatile organic compounds
VOCs =	volatile organic compounds

APPENDIX C

COVER SOIL INVESTIGATION ANALYTICAL DATA

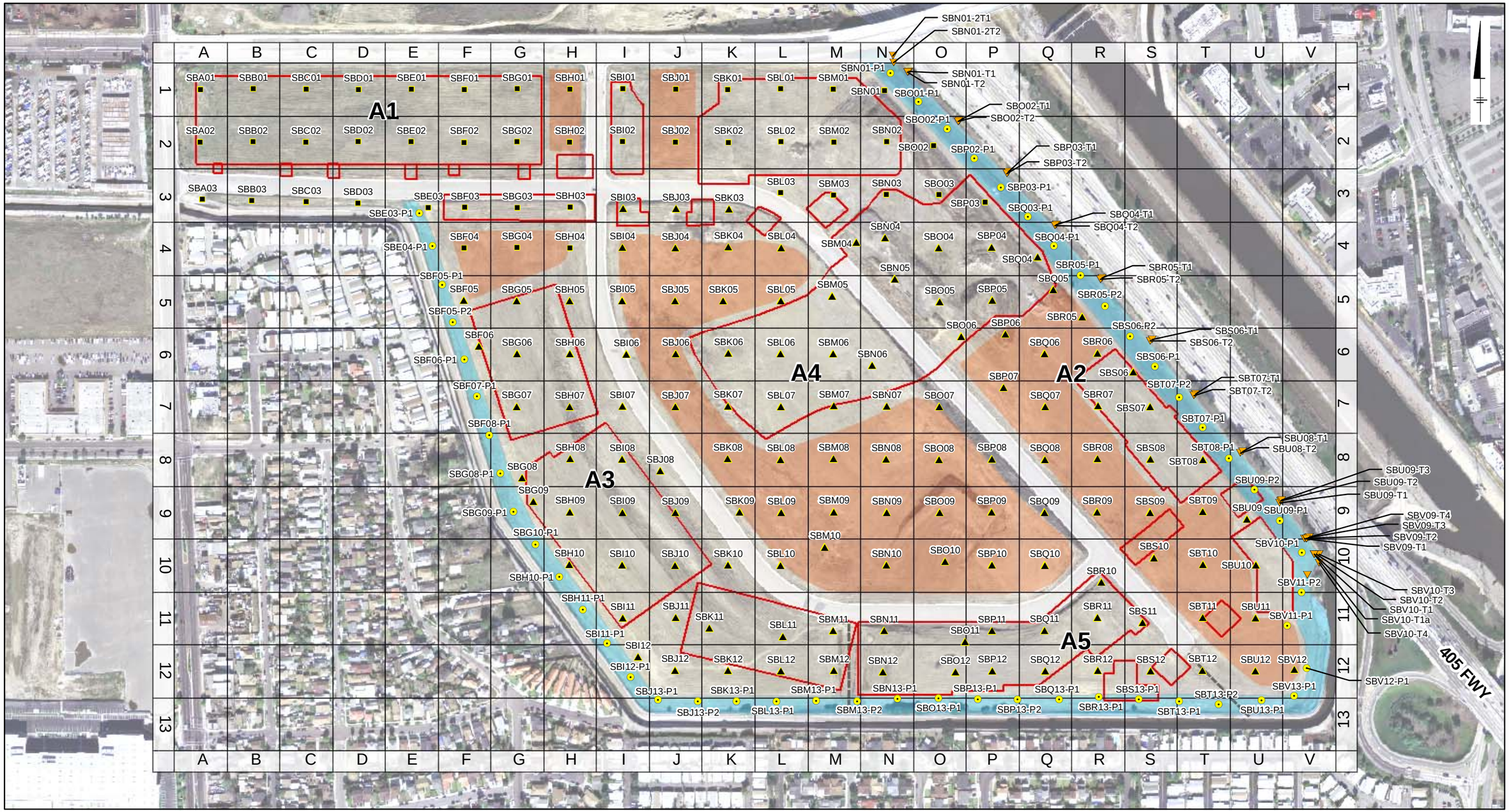

LEGEND:

- INTERIOR COVER SOIL BORING LOCATION (TETRA TECH, 2006)
- INTERIOR COVER SOIL BORING LOCATION
- PERIMETER SLOPE COVER SOIL BORING LOCATION
- TOE OF SLOPE COVER SOIL BORING LOCATION
- PROPOSED SLAB LOCATION
- DEEP DYNAMIC COMPACTION AREA
- APPROXIMATE SLOPE AREA

NOTE:

1. GRID SIZE MEASURED 200 X 200 FT.
2. FIGURE IS BASED ON ORIGINAL FROM TETRA TECH, INC., 2006

0 200 400 Feet

GRAPHIC SCALE

CARSON MARKETPLACE
CARSON, CALIFORNIA

COVER SOIL SAMPLING REPORT

COVER SOIL BORING LOCATIONS

ARCADIS BBL
Infrastructure, environment, facilities

FIGURE
4

[PET-85 EGH] PET-85 EGH
Project #12451.001/002
Q:\Carson\Marketplace\Carson-CA\Soil_Cover\Mxd\Fig 4 SoilCover.mxd - 12/21/2007 @ 12:34:01 PM

Table 3A
Cover Soil Analytical Results
Detected Herbicide Concentrations

Cover Soil Report
Former CalCompact Landfill
Carson, California

Dry Wt. Conc.*	Reported Conc.*	VQ	LQ	MDL	PQL	Units	Boring ID	Sample ID	Landfill Cell	Primary (P0) or Dup (D)	Com-posite	Depth (ft bgs)
Dicamba												
6.700000	6.7		J	3.2	14	ug/kg	SBF05-P1	SBF05-PS1-15.0	A3	P0		15.000

Notes: Results sorted by: 1) parameter; 2) highest to lowest detected concentration; VQ - ABBL validation flag; LQ - lab qualifier; "J" - the result is an estimated quantity; "D" - analysis required dilution; "B" - analyte detected in blank; composite samples are indicated by the abbreviation "COMP". *The 2006 Tetra Tech results were converted from wet weight to dry weight based on depth-discrete average moisture content measured during ABBL's 2007 investigation (see report Section 1.4.3).

Table 3B
Cover Soil Analytical Results
Detected Metal Concentrations

Cover Soil Report
Former CalCompact Landfill
Carson, California

Dry Wt. Conc.*	Reported Conc.*	VQ	LQ	MDL	PQL	Units	Boring ID	Sample ID	Landfill Cell	Primary (P0) or Dup (D)	Com-posite	Depth (ft bgs)
Antimony												
1.670000	1.67			0.248	0.975	mg/kg	SBS06-P1	SBS06-PS1-3.0	A2	P0		3.000
1.480000	1.48	J		0.240	0.945	mg/kg	SBU09-P1	SBU09-PS1-4.0	A2	P0		4.000
1.200000	1.20			0.240	0.945	mg/kg	SBT08-P1	SBT08-PS1-3.0	A2	P0		3.000
1.180000	1.18			0.248	0.975	mg/kg	SBT07-P2	SBT07-PS2-3.5	A2	P0		3.500
1.040000	1.04			0.240	0.945	mg/kg	SBR05-P1	SBR05-PS1-3.5	A2	P0		3.500
0.692000	0.692		J	0.213	0.840	mg/kg	SBN13-P1	SBN13-PS1-4.5	A5	P0		4.500
0.660000	0.660		J	0.263	1.04	mg/kg	SBT13-P2	SBT113-PS2-15.0	A5	D		15.000
0.570000	0.570		J	0.198	0.780	mg/kg	SBM09	SBM09-0.5	A4	P0		0.500
0.397000	0.397		J	0.263	1.04	mg/kg	SBV11-P1	SBV11-PS1-15.0	A2	P0		15.000
0.322000	0.322		J	0.217	0.855	mg/kg	SBQ09	SBQ09-0.5-10.0	A4	P0	COMP	0.000
0.280000	0.280		J	0.213	0.840	mg/kg	SBO13-P1	SBO13-PS1-3.0	A5	P0		3.000
Arsenic												
18.00000	18.0	J		0.156	0.900	mg/kg	SBP09	SBP09-24.5	A4	P0		24.500
13.70000	13.7	B		0.136	0.780	mg/kg	SBK08	SBK08-0.5	A4	P0		0.500
12.40000	12.4			0.154	0.885	mg/kg	SBI03	SBI03-4.0	A4	P0		4.000
12.40000	12.4			0.156	0.900	mg/kg	SBO04	SBO04-9.5	A2	P0		9.500
12.30000	12.3			0.156	0.900	mg/kg	SBV12-P1	SBV12-PS1-15.0	A2	P0		15.000
12.20000	12.2			0.164	0.945	mg/kg	SBL04	SBL04-4.0	A4	P0		4.000
11.80000	11.8			0.149	0.855	mg/kg	SBK05	SBK05-3.5'	A4	P0		3.500
11.60000	11.6	B		0.169	0.975	mg/kg	SBO09	SBO09-25.0	A4	P0		25.000
11.10000	11.1			0.136	0.780	mg/kg	SBJ05	SBJ05-0.5	A4	P0		0.500
10.90000	10.9			0.164	0.945	mg/kg	SBI04	SBI04-8.0	A4	P0		8.000
10.70000	10.7	B		0.162	0.930	mg/kg	SBL07	SBL07-6.5	A4	P0		6.500
10.60000	10.6			0.177	1.02	mg/kg	SBP12	SBP12-10.0	A5	P0		10.000
10.50000	10.5			0.167	0.960	mg/kg	SBQ05	SBQ05-15.0-17.0	A2	P0	COMP	0.000
10.40000	10.4			0.164	0.945	mg/kg	SBR07	SBR07-8.0	A2	P0		8.000
10.10000	10.1			0.138	0.795	mg/kg	SBQ04	SBQ04-0.5	A2	P0		0.500
9.910000	9.91			0.136	0.780	mg/kg	SBIJ	SBIJ-0.5	A3	P0	COMP	0.500
9.890000	9.89	B		0.149	0.855	mg/kg	SBN09	SBN09-0.5-10.0	A4	P0	COMP	0.000
9.730000	9.73	B		0.141	0.810	mg/kg	SBO08	SBO08-0.5-5.0	A4	P0	COMP	0.000
9.700000	9.70			0.162	0.930	mg/kg	SBM07	SBM07-5.0	A4	P0		5.000
9.670000	9.67			0.138	0.795	mg/kg	SBNOP	SBNOP-1.0	A5	P0	COMP	1.000
9.660000	9.66	B		0.156	0.900	mg/kg	SBN08	SBN08-18.5	A4	P0		18.500
9.640000	9.64			0.172	0.990	mg/kg	SBE03-P1	SBE03-PS1-15.0	A3	P0		15.000
9.570000	9.57			0.164	0.945	mg/kg	SBG08	SBG08-8.0	A3	P0		8.000
9.560000	9.56			0.146	0.840	mg/kg	SBPQ	SBPQ-1.0	A5	P0	COMP	1.000
9.501200	8.00			1.0	5.0	mg/kg	SBN03	A2-N3-SB43-10'-D	A2	P0		10.000
9.500000	9.50			0.138	0.795	mg/kg	SBJ06	SBJ06-0.5	A4	P0		0.500
9.480000	9.48			0.136	0.780	mg/kg	SBM06	SBM06-0.5	A4	P0		0.500
9.430000	9.43			0.149	0.855	mg/kg	SBJ03	SBJ03-6.5	A4	P0		6.500
9.430000	9.43			0.177	1.02	mg/kg	SBR06	SBR06-9.0	A2	P0		9.000
9.410000	9.41	B		0.156	0.900	mg/kg	SBN09	SBN09-13.5	A4	P0		13.500
9.400000	9.40	B		0.149	0.855	mg/kg	SBM08	SBM08-0.5-10.0	A4	P0	COMP	0.000
9.370000	9.37			0.136	0.780	mg/kg	SBK05	SBK05-0.5	A4	P0		0.500

Notes: Results sorted by: 1) parameter; 2) highest to lowest detected concentration; VQ - ABBL validation flag; LQ - lab qualifier; "J" - the result is an estimated quantity; "D" - analysis required dilution; "B" - analyte detected in blank; composite samples are indicated by the abbreviation "COMP". *The 2006 Tetra Tech results were converted from wet weight to dry weight based on depth-discrete average moisture content measured during ABBL's 2007 investigation (see report Section 1.4.3).

Table 3B
Cover Soil Analytical Results
Detected Metal Concentrations

Cover Soil Report
Former CalCompact Landfill
Carson, California

Dry Wt. Conc.*	Reported Conc.*	VQ	LQ	MDL	PQL	Units	Boring ID	Sample ID	Landfill Cell	Primary (P0) or Dup (D)	Com-posite	Depth (ft bgs)
Arsenic												
9.230000	9.23	B		0.136	0.780	mg/kg	SBM09	SBM09-0.5	A4	P0		0.500
9.220000	9.22	B		0.138	0.795	mg/kg	SBL07	SBL07-0.5-2.5	A4	P0	COMP	0.000
9.100000	9.10			0.146	0.840	mg/kg	SBL05	SBL05-4.0	A4	P0		4.000
9.090000	9.09			0.151	0.870	mg/kg	SBK04	SBK04-4.0	A4	P0		4.000
9.060000	9.06			0.156	0.900	mg/kg	SBN09	SBN09-10.0	A4	P0		10.000
9.010000	9.01	B		0.146	0.840	mg/kg	SBN08	SBN08-0.5-14.0	A4	P0	COMP	0.000
9.000000	9.00			0.141	0.810	mg/kg	SBL06	SBL06-0.5-2.0	A4	P0	COMP	0.000
8.970000	8.97			0.141	0.810	mg/kg	SBUV	SBUV-0.5	A2	P0	COMP	0.500
8.940000	8.94			0.141	0.810	mg/kg	SBNO	SBNO-0.5	A5	P0	COMP	0.500
8.880000	8.88			0.133	0.765	mg/kg	SBI08	SBI08-0.5	A3	P0		0.500
8.800000	8.80			0.164	0.945	mg/kg	SBQ04	SBQ04-4.0	A2	P0		4.000
8.730000	8.73			0.136	0.780	mg/kg	SBH06	SBH106-0.5	A3	D		0.500
8.680000	8.68	B		0.149	0.855	mg/kg	SBM08	SBM08-14.5	A4	P0		14.500
8.680000	8.68			0.141	0.810	mg/kg	SBTUV	SBTUV-1.0	A2,	P0	COMP	1.000
8.620000	8.62			0.136	0.780	mg/kg	SBL05	SBL05-0.5	A4	P0		0.500
8.610000	8.61	B		0.141	0.810	mg/kg	SBL09	SBL09-0.5	A4	P0		0.500
8.610000	8.61			0.141	0.810	mg/kg	SBV12	SBV12-0.5-1.5	A2	P0	COMP	0.000
8.590000	8.59	B		0.146	0.840	mg/kg	SBO09	SBO09-15.0-20.0	A4	P0	COMP	0.000
8.580000	8.58			0.141	0.810	mg/kg	SBNO	SBNO-1.0	A5	P0	COMP	1.000
8.570000	8.57			0.162	0.930	mg/kg	SBV11	SBV11-6.0	A2	P0		6.000
8.550000	8.55			0.133	0.765	mg/kg	SBL04	SBL04-0.5	A4	P0		0.500
8.520000	8.52			0.164	0.945	mg/kg	SBN07	SBN07-14.5	A4	P0		14.500
8.460000	8.46			0.141	0.810	mg/kg	SBPQ	SBPQ0.5	A5	P0	COMP	0.500
8.360000	8.36			0.138	0.795	mg/kg	SBTUV	SBTUV-0.5	A2,	P0	COMP	0.500
8.340000	8.34	B		0.151	0.870	mg/kg	SBP09	SBP09-15.0-20.0	A4	P0	COMP	0.000
8.280000	8.28			0.164	0.945	mg/kg	SBO02-T2	SBO02-T2-4.5	A2	P0		4.500
8.280000	8.28			0.149	0.855	mg/kg	SBS10	SBS10-0.5-8.0	A2	P0	COMP	0.000
8.260000	8.26			0.136	0.780	mg/kg	SBM05	SBM05-0.5	A4	P0		0.500
8.260000	8.26			0.162	0.930	mg/kg	SBU11	SBU11-5.5	A2	P0		5.500
8.250000	8.25			0.149	0.855	mg/kg	SBJ12	SBJ12-0.5-5.0	A3	P0	COMP	0.000
8.130000	8.13			0.146	0.840	mg/kg	SBUV	SBUV-1.0	A2	P0	COMP	1.000
8.110000	8.11			0.138	0.795	mg/kg	SBQRST	SBQRST-1.0	A5	P0	COMP	1.000
8.100000	8.10			0.149	0.855	mg/kg	SBJ11	SBJ11-0.5-5.0	A3	P0	COMP	0.000
8.080000	8.08			0.136	0.780	mg/kg	SBI07	SBI07-0.5	A3	P0		0.500
8.070000	8.07			0.136	0.780	mg/kg	SBO12	SBO112-0.5	A5	D		0.500
8.020000	8.02			0.136	0.780	mg/kg	SBS12	SBS12-0.5	A5	P0		0.500
7.990000	7.99			0.136	0.780	mg/kg	SBH06	SBH06-0.5	A3	P0		0.500
7.980000	7.98			0.164	0.945	mg/kg	SBP04	SBP04-14.0	A2	P0		14.000
7.960000	7.96			0.138	0.795	mg/kg	SBI03	SBI03-0.5	A4	P0		0.500
7.960000	7.96			0.164	0.945	mg/kg	SBV09-T3	SBV09-T3-8.0	A2	P0		8.000
7.920000	7.92			0.149	0.855	mg/kg	SBK03	SBK03-4.0	A4	P0		4.000
7.900000	7.90			0.146	0.840	mg/kg	SBU12	SBU12-0.5-2.0	A2	P0	COMP	0.000
7.870000	7.87			0.167	0.960	mg/kg	SBP05	SBP05-26.0	A2	P0		26.000
7.850000	7.85			0.149	0.855	mg/kg	SBR07	SBR07-0.5-6.0	A2	P0	COMP	0.000
7.840000	7.84	B		0.159	0.915	mg/kg	SBO08	SBO08-10.0	A4	P0		10.000

Notes: Results sorted by: 1) parameter; 2) highest to lowest detected concentration; VQ - ABBL validation flag; LQ - lab qualifier; "J" - the result is an estimated quantity; "D" - analysis required dilution; "B" - analyte detected in blank; composite samples are indicated by the abbreviation "COMP". *The 2006 Tetra Tech results were converted from wet weight to dry weight based on depth-discrete average moisture content measured during ABBL's 2007 investigation (see report Section 1.4.3).

Table 3B
Cover Soil Analytical Results
Detected Metal Concentrations

Cover Soil Report
Former CalCompact Landfill
Carson, California

Dry Wt. Conc.*	Reported Conc.*	VQ	LQ	MDL	PQL	Units	Boring ID	Sample ID	Landfill Cell	Primary (P0) or Dup (D)	Com-posite	Depth (ft bgs)
Arsenic												
7.810000	7.81			0.169	0.975	mg/kg	SBQ11	SBQ11-15.0	A5	P0		15.000
7.800000	7.80			0.151	0.870	mg/kg	SBP13-P2	SBP13-PS2-4.0	A5	P0		4.000
7.760000	7.76			0.136	0.780	mg/kg	SBNOP	SBNOP-0.5	A5	P0	COMP	0.500
7.750000	7.75			0.146	0.840	mg/kg	SBR12	SBR12-0.5-15.0	A5	P0	COMP	0.000
7.670000	7.67			0.136	0.780	mg/kg	SBI08	SBI108-0.5	A3	D		0.500
7.650000	7.65			0.159	0.915	mg/kg	SBI11	SBI11-10.0	A3	P0		10.000
7.640000	7.64			0.146	0.840	mg/kg	SBJ13-P1	SBJ13-PS1-2.5	A3	P0		2.500
7.610000	7.61			0.138	0.795	mg/kg	SBIJ	SBIJ-1.0	A3	P0	COMP	1.000
7.600000	7.60			0.164	0.945	mg/kg	SBS09	SBS09-3.5	A2	P0		3.500
7.590000	7.59	J		0.146	0.840	mg/kg	SBI12	SBI112-5.0	A3	D		5.000
7.590000	7.59			0.164	0.945	mg/kg	SBT10	SBT10-6.5	A2	P0		6.500
7.580000	7.58			0.154	0.885	mg/kg	SBT12	SBT12-7.0	A5	P0		7.000
7.570000	7.57			0.156	0.900	mg/kg	SBP09	SBP09-20.0	A4	P0		20.000
7.560000	7.56			0.136	0.780	mg/kg	SBI10	SBI10-0.5	A3	P0		0.500
7.500000	7.50			0.149	0.855	mg/kg	SBL06	SBL06-4.5	A4	P0		4.500
7.480000	7.48			0.136	0.780	mg/kg	SBK04	SBK04-0.5	A4	P0		0.500
7.470000	7.47	B		0.164	0.945	mg/kg	SBP10	SBP10-15.0	A4	P0		15.000
7.460000	7.46	B		0.154	0.885	mg/kg	SBQ10	SBQ10-0.5-10.0	A4	P0	COMP	0.000
7.450000	7.45	B		0.149	0.855	mg/kg	SBQ09	SBQ09-0.5-10.0	A4	P0	COMP	0.000
7.440000	7.44			0.169	0.975	mg/kg	SBS08	SBS08-6.0	A2	P0		6.000
7.420000	7.42			0.164	0.945	mg/kg	SBU09-T1	SBU09-T1-8.5	A2	P0		8.500
7.330000	7.33			0.146	0.840	mg/kg	SBM04	SBM04-0.5-10.0	A2	P0	COMP	0.000
7.270000	7.27	J		0.146	0.840	mg/kg	SBQ12	SBQ12-15.0	A5	P0		15.000
7.260000	7.26			0.151	0.870	mg/kg	SBS11	SBS11-5.0	A5	P0		5.000
7.250000	7.25	B		0.136	0.780	mg/kg	SBK09	SBK09-0.5	A4	P0		0.500
7.240000	7.24	B		0.151	0.870	mg/kg	SBO09	SBO09-0.5-10.0	A4	P0	COMP	0.000
7.240000	7.24			0.151	0.870	mg/kg	SBR05	SBR05-0.5-3.0	A2	P0	COMP	0.000
7.190000	7.19			0.156	0.900	mg/kg	SBO10	SBO10-13.0	A4	P0		13.000
7.140000	7.14			0.136	0.780	mg/kg	SBM07	SBM07-0.5	A4	P0		0.500
7.140000	7.14			0.146	0.840	mg/kg	SBR09	SBR09-0.5-10.0	A2	P0	COMP	0.000
7.130000	7.13			0.169	0.975	mg/kg	SBJ12	SBJ12-10.0	A3	P0		10.000
7.100000	7.10			0.136	0.780	mg/kg	SBH05	SBH105-0.5	A3	D		0.500
7.100000	7.10			0.156	0.900	mg/kg	SBQ05	SBQ05-21.5	A2	P0		21.500
7.090000	7.09			0.151	0.870	mg/kg	SBS06	SBS06-0.5-5.0	A2	P0	COMP	0.000
7.060000	7.06			0.136	0.780	mg/kg	SBQRST	SBQRST-0.5	A5	P0	COMP	0.500
7.030000	7.03			0.136	0.780	mg/kg	SBK06	SBK06-0.5	A4	P0		0.500
7.010000	7.01			0.172	0.990	mg/kg	SBO12	SBO12-4.0	A5	P0		4.000
7.000000	7.00			0.138	0.795	mg/kg	SBKLM	SBKLM-1.0	A3	P0	COMP	1.000
6.990000	6.99			0.164	0.945	mg/kg	SBM06	SBM06-4.5	A4	P0		4.500
6.990000	6.99			0.164	0.945	mg/kg	SBN01-T2	SBN01-T2-4.5	A2	P0		4.500
6.990000	6.99			0.154	0.885	mg/kg	SBN04	SBN04-15.0-20.0	A2	P0	COMP	0.000
6.990000	6.99			0.159	0.915	mg/kg	SBS07	SBS07-10.0	A2	P0		10.000
6.950000	6.95			0.141	0.810	mg/kg	SBRS	SBRS-0.5	A5	P0	COMP	0.500
6.940000	6.94			0.138	0.795	mg/kg	SBO12	SBO12-0.5	A5	P0		0.500
6.920000	6.92			0.141	0.810	mg/kg	SBQ12	SBQ12-0.5-10	A5	P0	COMP	0.000

Notes: Results sorted by: 1) parameter; 2) highest to lowest detected concentration; VQ - ABBL validation flag; LQ - lab qualifier; "J" - the result is an estimated quantity; "D" - analysis required dilution; "B" - analyte detected in blank; composite samples are indicated by the abbreviation "COMP". *The 2006 Tetra Tech results were converted from wet weight to dry weight based on depth-discrete average moisture content measured during ABBL's 2007 investigation (see report Section 1.4.3).

Table 3B
Cover Soil Analytical Results
Detected Metal Concentrations

Cover Soil Report
Former CalCompact Landfill
Carson, California

Dry Wt. Conc.*	Reported Conc.*	VQ	LQ	MDL	PQL	Units	Boring ID	Sample ID	Landfill Cell	Primary (P0) or Dup (D)	Com-posite	Depth (ft bgs)
Arsenic												
6.910000	6.91			0.143	0.825	mg/kg	SBN06	SBN06-0.5-5.0	A4	P0	COMP	0.000
6.900000	6.90			0.138	0.795	mg/kg	SBI06	SBI06-0.5	A4	P0		0.500
6.880000	6.88			0.146	0.840	mg/kg	SBS07	SBS07-0.5-5.0	A2	P0	COMP	0.000
6.840000	6.84			0.146	0.840	mg/kg	SBJ04	SBJ04-7.0	A4	P0		7.000
6.840000	6.84			0.149	0.855	mg/kg	SBR06	SBR06-0.5-4.0	A2	P0	COMP	0.000
6.820000	6.82			0.138	0.795	mg/kg	SBJ07	SBJ07-0.5	A4	P0		0.500
6.810000	6.81			0.164	0.945	mg/kg	SBR10	SBR110-9.5	A5	D		9.500
6.800000	6.80			0.136	0.780	mg/kg	SBR11	SBR11-0.5	A5	P0		0.500
6.790000	6.79			0.141	0.810	mg/kg	SBQ08	SBQ08-0.5-5.0	A2	P0	COMP	0.000
6.710000	6.71			0.141	0.810	mg/kg	SBU10	SBU10-0.5-5.0	A2	P0	COMP	0.000
6.680000	6.68			0.143	0.825	mg/kg	SBI11	SBI11-0.5-5.0	A3	P0	COMP	0.000
6.660000	6.66			0.154	0.885	mg/kg	SBR09	SBR09-15.5	A2	P0		15.500
6.660000	6.66			0.162	0.930	mg/kg	SBS10	SBS10-13.0	A2	P0		13.000
6.650000	6.65	B		0.136	0.780	mg/kg	SBL08	SBL08-0.5	A4	P0		0.500
6.630000	6.63			0.143	0.825	mg/kg	SBV09-T1	SBV09-T1-0.5-5.0	A2	P0	COMP	0.000
6.620000	6.62			0.138	0.795	mg/kg	SBKLM	SBKLM-0.5	A3	P0	COMP	0.500
6.610000	6.61			0.143	0.825	mg/kg	SBFG	SBFG-1.0	A3	P0	COMP	1.000
6.610000	6.61			0.136	0.780	mg/kg	SBJ08	SBJ08-0.5	A3	P0		0.500
6.580000	6.58			0.136	0.780	mg/kg	SBI04	SBI04-0.5-3.0	A4	P0	COMP	0.000
6.570000	6.57			0.138	0.795	mg/kg	SBS08	SBS08-0.5	A2	P0		0.500
6.560000	6.56			0.136	0.780	mg/kg	SBGH	SBGH-1.0	A3	P0	COMP	1.000
6.550000	6.55			0.136	0.780	mg/kg	SBJ10	SBJ10-0.5	A3	P0		0.500
6.550000	6.55			0.162	0.930	mg/kg	SBN01-2T2	SBN101-2T2-8.5	A2	D		8.500
6.540000	6.54			0.175	1.00	mg/kg	SBP03-T2	SBP03-T2-4.0	A2	P0		4.000
6.520000	6.52			0.133	0.765	mg/kg	SBJ09	SBJ09-0.5	A3	P0		0.500
6.520000	6.52			0.136	0.780	mg/kg	SBK12	SBK12-7.0	A3	P0		7.000
6.500000	6.50			0.146	0.840	mg/kg	SBJ03	SBJ03-0.5-3.0	A4	P0	COMP	0.000
6.490000	6.49			0.136	0.780	mg/kg	SBJ10	SBJ110-0.5	A3	D		0.500
6.480000	6.48			0.154	0.885	mg/kg	SBO10	SBO10-0.5-10.0	A4	P0	COMP	0.000
6.430000	6.43			0.141	0.810	mg/kg	SBJ04	SBJ04-0.5-2.0	A4	P0	COMP	0.000
6.430000	6.43			0.138	0.795	mg/kg	SBQ06	SBQ06-0.5	A2	P0		0.500
6.420000	6.42			0.136	0.780	mg/kg	SBH05	SBH05-0.5	A3	P0		0.500
6.400000	6.40	B		0.146	0.840	mg/kg	SBP10	SBP10-0.5-10.0	A4	P0	COMP	0.000
6.400000	6.40			0.136	0.780	mg/kg	SBT09	SBT09-0.5	A2	P0		0.500
6.400000	6.40			0.141	0.810	mg/kg	SBV11	SBV11-0.5-1.5	A2	P0	COMP	0.000
6.380000	6.38			0.136	0.780	mg/kg	SBJ09	SBJ109-0.5	A3	D		0.500
6.370000	6.37			0.164	0.945	mg/kg	SBS06	SBS106-10.0	A2	D		10.000
6.350000	6.35	B		0.151	0.870	mg/kg	SBP10	SBP110-15.0	A4	D		15.000
6.340000	6.34			0.141	0.810	mg/kg	SBR10	SBR10-0.5-5.0	A5	P0	COMP	0.000
6.330000	6.33			0.136	0.780	mg/kg	SBK03	SBK03-0.5	A4	P0		0.500
6.330000	6.33			0.143	0.825	mg/kg	SBQ07	SBQ07-0.5-5.0	A2	P0	COMP	0.000
6.290000	6.29			0.159	0.915	mg/kg	SBT11	SBT11-9.0	A2	P0		9.000
6.260000	6.26			0.136	0.780	mg/kg	SBK11	SBK11-0.5	A3	P0		0.500
6.250000	6.25			0.136	0.780	mg/kg	SBH08	SBH08-0.5	A3	P0		0.500
6.240000	6.24			0.136	0.780	mg/kg	SBI05	SBI05-0.5	A4	P0		0.500

Notes: Results sorted by: 1) parameter; 2) highest to lowest detected concentration; VQ - ABBL validation flag; LQ - lab qualifier; "J" - the result is an estimated quantity; "D" - analysis required dilution; "B" - analyte detected in blank; composite samples are indicated by the abbreviation "COMP". *The 2006 Tetra Tech results were converted from wet weight to dry weight based on depth-discrete average moisture content measured during ABBL's 2007 investigation (see report Section 1.4.3).

Table 3B
Cover Soil Analytical Results
Detected Metal Concentrations

Cover Soil Report
Former CalCompact Landfill
Carson, California

Dry Wt. Conc.*	Reported Conc.*	VQ	LQ	MDL	PQL	Units	Boring ID	Sample ID	Landfill Cell	Primary (P0) or Dup (D)	Com-posite	Depth (ft bgs)
Arsenic												
6.230000	6.23			0.149	0.855	mg/kg	SBH10	SBH10-0.5-15.0	A3	P0	COMP	0.000
6.220000	6.22			0.136	0.780	mg/kg	SBFG	SBFG-0.5	A3	P0	COMP	0.500
6.160000	6.16			0.141	0.810	mg/kg	SBU09-T3	SBU09-T3-0.5-3.5	A2	P0	COMP	0.000
6.150000	6.15		J	0.169	0.975	mg/kg	SBH10-P1	SBH10-PS1-5.0	A3	P0		5.000
6.150000	6.15			0.149	0.855	mg/kg	SBP07	SBP07-15.0-20.0D	A2	D	COMP	0.000
6.150000	6.15		B	0.149	0.855	mg/kg	SBQ10	SBQ10-12.5	A4	P0		12.500
6.150000	6.15			0.143	0.825	mg/kg	SBQ11	SBQ11-0.5-10.0	A5	P0	COMP	0.000
6.130000	6.13			0.146	0.840	mg/kg	SBU09-T1	SBU09-T1-0.5-3.0	A2	P0	COMP	0.000
6.100000	6.10			0.141	0.810	mg/kg	SBP12	SBP12-0.5-5.0D	A5	D	COMP	0.000
6.090000	6.09			0.143	0.825	mg/kg	SBR09	SBR09-0.5-10.0D	A2	D	COMP	0.000
6.030000	6.03			0.143	0.825	mg/kg	SBP05	SBP05-0.5-10.0	A2	P0	COMP	0.000
6.020000	6.02		B	0.149	0.855	mg/kg	SBQ09	SBQ09-15.0	A4	P0		15.000
5.990000	5.99			0.136	0.780	mg/kg	SBEF	SBEF-0.5	A3	P0	COMP	0.500
5.980000	5.98			0.136	0.780	mg/kg	SBI09	SBI109-0.5	A3	D		0.500
5.980000	5.98			0.136	0.780	mg/kg	SBS09	SBS09-0.5	A2	P0		0.500
5.960000	5.96			0.136	0.780	mg/kg	SBI09	SBI09-0.5	A3	P0		0.500
5.960000	5.96			0.149	0.855	mg/kg	SBN06	SBN06-8.0	A4	P0		8.000
5.960000	5.96			0.136	0.780	mg/kg	SBU11	SBU11-0.5	A2	P0		0.500
5.940000	5.94			0.136	0.780	mg/kg	SBGH	SBGH-0.5	A3	P0	COMP	0.500
5.930000	5.93			0.143	0.825	mg/kg	SBRS	SBRS-1.0	A5	P0	COMP	1.000
5.890000	5.89			0.149	0.855	mg/kg	SBP07	SBP07-25.0	A2	P0		25.000
5.890000	5.89			0.138	0.795	mg/kg	SBTU	SBTU-0.5	A2	P0	COMP	0.500
5.880000	5.88			0.151	0.870	mg/kg	SBO07	SBO07-0.5-15.0	A4	P0	COMP	0.000
5.880000	5.88			0.143	0.825	mg/kg	SBR08	SBR08-0.5-5.0	A2	P0	COMP	0.000
5.870000	5.87			0.154	0.885	mg/kg	SBI10	SBI10-5.0	A3	P0		5.000
5.840000	5.84			0.146	0.840	mg/kg	SBO13-P1	SBO13-PS1-3.0	A5	P0		3.000
5.840000	5.84			0.167	0.960	mg/kg	SBU09-T3	SBU09-T3-8.5	A2	P0		8.500
5.820000	5.82			0.146	0.840	mg/kg	SBT12	SBT12-0.5-5.0	A5	P0	COMP	0.000
5.790000	5.79			0.177	1.02	mg/kg	SBI12-P1	SBI12-PS1-15.0	A3	P0		15.000
5.770000	5.77			0.141	0.810	mg/kg	SBP11	SBP11-5.0	A5	P0		5.000
5.760000	5.76			0.138	0.795	mg/kg	SBS11	SBS11-0.5	A5	P0		0.500
5.760000	5.76			0.146	0.840	mg/kg	SBT08	SBT08-0.5-5.0	A2	P0	COMP	0.000
5.750000	5.75			0.146	0.840	mg/kg	SBV09-T2	SBV09-T2-0.5-5.0	A2	P0	COMP	0.000
5.740000	5.74			0.149	0.855	mg/kg	SBH09	SBH09-0.5-10.0	A3	P0	COMP	0.000
5.740000	5.74			0.151	0.870	mg/kg	SBH09	SBH09-5.0	A3	P0		5.000
5.730000	5.73			0.136	0.780	mg/kg	SBEF	SBEF-1.0	A3	P0	COMP	1.000
5.730000	5.73			0.149	0.855	mg/kg	SBN07	SBN07-0.5-10.0	A4	P0	COMP	0.000
5.730000	5.73		J	0.167	0.960	mg/kg	SBU09-P2	SBU109-PS2-3.5	A2	D		3.500
5.720000	5.72			0.151	0.870	mg/kg	SBP08	SBP08-15.0-20.0	A4	P0	COMP	0.000
5.720000	5.72			0.154	0.885	mg/kg	SBR08	SBR08-9.0	A2	P0		9.000
5.700000	5.70			0.136	0.780	mg/kg	SBK07	SBK07-0.5	A4	P0		0.500
5.680000	5.68			0.149	0.855	mg/kg	SBU09	SBU09-0.5-10.0	A2	P0	COMP	0.000
5.660000	5.66		B	0.149	0.855	mg/kg	SBP09	SBP09-0.5-10.0	A4	P0	COMP	0.000
5.630000	5.63			0.154	0.885	mg/kg	SBM05	SBM05-5.0	A4	P0		5.000
5.630000	5.63			0.141	0.810	mg/kg	SBP12	SBP12-0.5-5.0	A5	P0	COMP	0.000

Notes: Results sorted by: 1) parameter; 2) highest to lowest detected concentration; VQ - ABBL validation flag; LQ - lab qualifier; "J" - the result is an estimated quantity; "D" - analysis required dilution; "B" - analyte detected in blank; composite samples are indicated by the abbreviation "COMP". *The 2006 Tetra Tech results were converted from wet weight to dry weight based on depth-discrete average moisture content measured during ABBL's 2007 investigation (see report Section 1.4.3).

Table 3B
Cover Soil Analytical Results
Detected Metal Concentrations

Cover Soil Report
Former CalCompact Landfill
Carson, California

Dry Wt. Conc.*	Reported Conc.*	VQ	LQ	MDL	PQL	Units	Boring ID	Sample ID	Landfill Cell	Primary (P0) or Dup (D)	Com-posite	Depth (ft bgs)
Arsenic												
5.630000	5.63			0.177	1.02	mg/kg	SBU13-P1	SBU13-PS1-15.0	A2	P0		15.000
5.600000	5.60			0.141	0.810	mg/kg	SBTU	SBTU-1.0	A2	P0	COMP	1.000
5.580000	5.58			0.141	0.810	mg/kg	SBK12	SBK12-0.5-2.0	A3	P0	COMP	0.000
5.580000	5.58			0.141	0.810	mg/kg	SBT11	SBT11-0.5-5.0	A2	P0	COMP	0.000
5.530000	5.53			0.167	0.960	mg/kg	SBR10	SBR10-9.5	A5	P0		9.500
5.520000	5.52			0.141	0.810	mg/kg	SBR13-P1	SBR13-PS1-11.5	A5	P0		11.500
5.510000	5.51			0.151	0.870	mg/kg	SBN08	SBN08-14.0	A4	P0		14.000
5.510000	5.51			0.167	0.960	mg/kg	SBQ04-T2	SBQ04-T2-4.5	A2	P0		4.500
5.510000	5.51			0.156	0.900	mg/kg	SBU09-T2	SBU09-T2-15.0	A2	P0		15.000
5.500000	5.50			0.156	0.900	mg/kg	SBV09-T2	SBV09-T2-9.0	A2	P0		9.000
5.470000	5.47			0.149	0.855	mg/kg	SBO06	SBO06-0.5-15.0	A2	P0	COMP	0.000
5.460000	5.46			0.136	0.780	mg/kg	SBP11	SBP11-0.5	A5	P0		0.500
5.460000	5.46			0.156	0.900	mg/kg	SBU09	SBU09-13.0	A2	P0		13.000
5.450000	5.45			0.136	0.780	mg/kg	SBL11	SBL11-0.5	A3	P0		0.500
5.440000	5.44			0.188	1.08	mg/kg	SBF05-P1	SBF05-PS1-15.0	A3	P0		15.000
5.440000	5.44			0.169	0.975	mg/kg	SBP03-P1	SBP03-PS1-4.5	A2	P0		4.500
5.410000	5.41			0.141	0.810	mg/kg	SBF05	SBF05-0.5-2.0	A3	P0	COMP	0.000
5.410000	5.41			0.149	0.855	mg/kg	SBG09	SBG09-0.5-15.0	A3	P0	COMP	0.000
5.410000	5.41			0.146	0.840	mg/kg	SBT10	SBT10-0.5-3.0	A2	P0	COMP	0.000
5.400000	5.40			0.162	0.930	mg/kg	SBQ06	SBQ06-5.0	A2	P0		5.000
5.400000	5.40			0.136	0.780	mg/kg	SBV10-T1	SBV10-T1-0.5	A2	P0		0.500
5.360000	5.36			0.146	0.840	mg/kg	SBF06	SBF06-0.5-4.0	A3	P0	COMP	0.000
5.360000	5.36			0.136	0.780	mg/kg	SBG05	SBG05-0.5	A3	P0		0.500
5.357100	4.50		J	1.0	5.0	mg/kg	SBG02	A1-G2-SB23A-3'-D	A1	P0		3.000
5.357100	4.50		J	1.0	5.0	mg/kg	SBI02	A2-I2-SB21-3'-D-Dup	A2	D		3.000
5.300000	5.30			0.156	0.900	mg/kg	SBG09	SBG09-18.0	A3	P0		18.000
5.300000	5.30			0.146	0.840	mg/kg	SBP08	SBP08-0.5-10.0	A4	P0	COMP	0.000
5.240000	5.24			0.133	0.765	mg/kg	SBL12	SBL12-0.5	A3	P0		0.500
5.240000	5.24			0.146	0.840	mg/kg	SBN04	SBN04-0.5-10.0	A2	P0	COMP	0.000
5.230000	5.23			0.149	0.855	mg/kg	SBO06	SBO06-20.0	A2	P0		20.000
5.220000	5.22			0.149	0.855	mg/kg	SBL12	SBL12-5.0	A3	P0		5.000
5.210000	5.21			0.143	0.825	mg/kg	SBP03-T2	SBP103-T2-4.0	A2	D		4.000
5.170000	5.17			0.136	0.780	mg/kg	SBI12	SBI12-0.5	A3	P0		0.500
5.170000	5.17			0.141	0.810	mg/kg	SBQ05	SBQ05-0.5-10.0	A2	P0	COMP	0.000
5.079000	4.50		J	1.0	5.0	mg/kg	SBK02	A2-K2-SB19-7'-D	A2	P0		7.000
5.070000	5.07			0.149	0.855	mg/kg	SBP07	SBP07-15.0-20.0	A2	P0	COMP	0.000
5.070000	5.07			0.151	0.870	mg/kg	SBV09-T1	SBV09-T1-9.0	A2	P0		9.000
5.062600	4.85		J	1.0	5.0	mg/kg	SBK02	A2-K2-SB19-CM-0.5'-5'	A2	P0	COMP	0.000
5.060000	5.06			0.146	0.840	mg/kg	SBP07	SBP07-0.5-10.0	A2	P0	COMP	0.000
5.047500	4.25		J	1.0	5.0	mg/kg	SBL02	A2-L2-SB18-10'-D	A2	P0		10.000
5.047500	4.25		J	1.0	5.0	mg/kg	SBM03	A2-M3-SB42-10'-D-Dup	A2	D		10.000
5.010400	4.80		J	1.0	5.0	mg/kg	SBD01	A1-D1-SB4-0.5'-D	A1	P0		0.500
5.010000	5.01			0.136	0.780	mg/kg	SBG06	SBG106-0.5	A3	D		0.500
5.010000	5.01			0.156	0.900	mg/kg	SBN01	SBN01-2T2-8.5	A2	P0		8.500
4.990000	4.99			0.169	0.975	mg/kg	SBT07-P2	SBT07-PS2-3.5	A2	P0		3.500

Notes: Results sorted by: 1) parameter; 2) highest to lowest detected concentration; VQ - ABBL validation flag; LQ - lab qualifier; "J" - the result is an estimated quantity; "D" - analysis required dilution; "B" - analyte detected in blank; composite samples are indicated by the abbreviation "COMP". *The 2006 Tetra Tech results were converted from wet weight to dry weight based on depth-discrete average moisture content measured during ABBL's 2007 investigation (see report Section 1.4.3).

Table 3B
Cover Soil Analytical Results
Detected Metal Concentrations

Cover Soil Report
Former CalCompact Landfill
Carson, California

Dry Wt. Conc.*	Reported Conc.*	VQ	LQ	MDL	PQL	Units	Boring ID	Sample ID	Landfill Cell	Primary (P0) or Dup (D)	Com-posite	Depth (ft bgs)
Arsenic												
4.988000	4.15		J	1.0	5.0	mg/kg	SBA02	A1-A2-SB29-8'-D	A1	P0		8.000
4.958200	4.75		J	1.0	5.0	mg/kg	SBO02	A2-O2-SB15-CM-0.5'-5'	A2	P0	COMP	0.000
4.950000	4.95			0.146	0.840	mg/kg	SBN13-P1	SBN13-PS1-4.5	A5	P0		4.500
4.930000	4.93			0.175	1.00	mg/kg	SBO11	SBO11-4.0	A5	P0		4.000
4.930000	4.93			0.156	0.900	mg/kg	SBU12	SBU12-7.0	A2	P0		7.000
4.910000	4.91			0.156	0.900	mg/kg	SBM08	SBM08-10.0	A4	P0		10.000
4.900000	4.90			0.138	0.795	mg/kg	SBG05	SBG105-0.5	A3	D		0.500
4.890000	4.89			0.143	0.825	mg/kg	SBM04	SBM04-15.0	A2	P0		15.000
4.867800	4.05		J	1.0	5.0	mg/kg	SBN01	A2-N1-SB14-8'-D	A2	P0		8.000
4.853900	4.65		J	1.0	5.0	mg/kg	SBL02	A2-L2-SB18-CM-0.5'-5'	A2	P0	COMP	0.000
4.850000	4.85			0.138	0.795	mg/kg	SBG08	SBG08-0.5-3.0	A3	P0	COMP	0.000
4.850000	4.85			0.169	0.975	mg/kg	SBV13-P1	SBV13-PS1-15.0	A2	P0		15.000
4.848100	4.15		J	1.0	5.0	mg/kg	SBL02	A2-L2-SB18-5'-D-Dup	A2	D		5.000
4.840000	4.84			0.159	0.915	mg/kg	SBV10-T1	SBV10-T1-4.5	A2	P0		4.500
4.820000	4.82			0.159	0.915	mg/kg	SBO07	SBO07-19.5	A4	P0		19.500
4.810000	4.81			0.156	0.900	mg/kg	SBS12	SBS12-5.0	A5	P0		5.000
4.800000	4.80			0.149	0.855	mg/kg	SBP04	SBP04-0.5-10.0	A2	P0	COMP	0.000
4.790000	4.79			0.151	0.870	mg/kg	SBH10	SBH10-5.0	A3	P0		5.000
4.770000	4.77	J		0.149	0.855	mg/kg	SBQ12	SBQ112-15.0	A5	D		15.000
4.770000	4.77			0.149	0.855	mg/kg	SBT08	SBT08-9.0	A2	P0		9.000
4.750000	4.75			0.133	0.765	mg/kg	SBO11	SBO11-0.5	A5	P0		0.500
4.750000	4.75			0.162	0.930	mg/kg	SBS06	SBS06-10.0	A2	P0		10.000
4.749500	4.55		J	1.0	5.0	mg/kg	SBK02	A2-K2-SB19-CM-0.5'-5'-Dup	A2	D	COMP	0.000
4.670000	4.67			0.138	0.795	mg/kg	SBM13-P2	SBM13-P2-1.0	A5	P0		1.000
4.650000	4.65			0.151	0.870	mg/kg	SBTUV	SBTUV-PS-5.0	A2,	P0	COMP	5.000
4.645100	4.45		J	1.0	5.0	mg/kg	SBG02	A1-G2-SB23A-0.5'-D-Dup	A1	D		0.500
4.600000	4.60			0.156	0.900	mg/kg	SBQ07	SBQ107-8.0	A2	D		8.000
4.592900	4.40		J	1.0	5.0	mg/kg	SBB03	A3-B3-SB31-CM-0.5'-8'	A3	P0	COMP	0.000
4.580000	4.58			0.151	0.870	mg/kg	SBU08-T2	SBU08-T2-7.5	A2	P0		7.500
4.560000	4.56			0.154	0.885	mg/kg	SBN05	SBN05-25.0	A2	P0		25.000
4.540000	4.54			0.156	0.900	mg/kg	SBN04	SBN04-25.0	A2	P0		25.000
4.530000	4.53			0.138	0.795	mg/kg	SBP06	SBP06-0.5-10.0	A2	P0	COMP	0.000
4.458200	3.95		J	1.0	5.0	mg/kg	SBM01	A2-M1-SB13-7'-D	A2	P0		7.000
4.440000	4.44			0.154	0.885	mg/kg	SBQ07	SBQ07-8.0	A2	P0		8.000
4.390000	4.39			0.159	0.915	mg/kg	SBR05	SBR05-8.0	A2	P0		8.000
4.387000	3.65		J	1.0	5.0	mg/kg	SBG04	A3-G4-SB56-8'-D	A3	P0		8.000
4.387000	3.65		J	1.0	5.0	mg/kg	SBN02	A2-N2-SB16-8'-D	A2	P0		8.000
4.384100	4.20		J	1.0	5.0	mg/kg	SBL03	A2-L3-SB41-CM-0.5'-5'	A2	P0	COMP	0.000
4.381800	3.65		J	1.0	5.0	mg/kg	SBO03	A2-O3-SB44-9'-D	A2	P0		9.000
4.345200	3.65		J	1.0	5.0	mg/kg	SBF04	A3-F4-SB55-3'-D	A3	P0		3.000
4.290000	4.29			0.156	0.900	mg/kg	SBR05-T2	SBR05-T2-5.5	A2	P0		5.500
4.290000	4.29			0.151	0.870	mg/kg	SBT09	SBT09-4.0	A2	P0		4.000
4.280000	4.28			0.136	0.780	mg/kg	SBV09-T3	SBV09-T3-0.5-3.0	A2	P0	COMP	0.000
4.266800	3.55		J	1.0	5.0	mg/kg	SBB02	A1-B2-SB28-8'-D	A1	P0		8.000
4.227600	4.05		J	1.0	5.0	mg/kg	SBG01	A1-G1-SB7-0.5'-D	A1	P0		0.500

Notes: Results sorted by: 1) parameter; 2) highest to lowest detected concentration; VQ - ABBL validation flag; LQ - lab qualifier; "J" - the result is an estimated quantity; "D" - analysis required dilution; "B" - analyte detected in blank; composite samples are indicated by the abbreviation "COMP". *The 2006 Tetra Tech results were converted from wet weight to dry weight based on depth-discrete average moisture content measured during ABBL's 2007 investigation (see report Section 1.4.3).

Table 3B
Cover Soil Analytical Results
Detected Metal Concentrations

Cover Soil Report
Former CalCompact Landfill
Carson, California

Dry Wt. Conc.*	Reported Conc.*	VQ	LQ	MDL	PQL	Units	Boring ID	Sample ID	Landfill Cell	Primary (P0) or Dup (D)	Com-posite	Depth (ft bgs)
Arsenic												
4.200000	4.20			0.154	0.885	mg/kg	SBP06	SBP06-15.0-20.0	A2	P0	COMP	0.000
4.200000	4.20			0.149	0.855	mg/kg	SBP08	SBP08-24.5	A4	P0		24.500
4.166700	3.50		J	1.0	5.0	mg/kg	SBF03	A3-F3-SB35-3'-D	A3	P0		3.000
4.160000	4.16			0.164	0.945	mg/kg	SBS06-T2	SBS06-T2-7.5	A2	P0		7.500
4.147200	3.55		J	1.0	5.0	mg/kg	SBE02	A1-E2-SB25-5'-D	A1	P0		5.000
4.146600	3.45		J	1.0	5.0	mg/kg	SBL03	A2-L3-SB41-8'-D	A2	P0		8.000
4.123200	3.95		J	1.0	5.0	mg/kg	SBE03	A3-E3-SB34-CM-0.5'-5'	A3	P0	COMP	0.000
4.100000	4.10	J		0.164	0.945	mg/kg	SBU09-P1	SBU09-PS1-4.0	A2	P0		4.000
4.097400	3.45		J	1.0	5.0	mg/kg	SBL02	A2-L2-SB18-10'-D-Dup	A2	D		10.000
4.090000	4.09			0.136	0.780	mg/kg	SBG06	SBG06-0.5	A3	P0		0.500
4.090000	4.09	J		0.149	0.855	mg/kg	SBI12	SBI12-5.0	A3	P0		5.000
4.088800	3.50		J	1.0	5.0	mg/kg	SBE02	A1-E2-SB25-5'-D-Dup	A1	D		5.000
4.071000	3.90		J	1.0	5.0	mg/kg	SBI02	A2-I2-SB21-0.5'-D-Dup	A2	D		0.500
4.070000	4.07			0.149	0.855	mg/kg	SBR12	SBR12-17.0	A5	P0		17.000
4.040000	4.04			0.143	0.825	mg/kg	SBO04	SBO04-0.5-5.0	A2	P0	COMP	0.000
3.980000	3.98			0.159	0.915	mg/kg	SBM13-P1	SBM13-PS1-5.0	A3	P0		5.000
3.975900	3.30		J	1.0	5.0	mg/kg	SBA01	A1-A1-SB1-4'-D	A1	P0		4.000
3.970000	3.97	J		0.149	0.855	mg/kg	SBP03-T1	SBP03-T1-T2	A2	P0	COMP	0.000
3.970000	3.97			0.164	0.945	mg/kg	SBR05-T2	SBR105-T2-5.5	A2	D		5.500
3.966600	3.80		J	1.0	5.0	mg/kg	SBF04	A3-F4-SB55-0.5'-D	A3	P0		0.500
3.930000	3.93			0.136	0.780	mg/kg	SBL10	SBL10-0.5	A4	P0		0.500
3.920000	3.92	J		0.180	1.04	mg/kg	SBT13-P2	SBT113-PS2-15.0	A5	D		15.000
3.914400	3.75		J	1.0	5.0	mg/kg	SBM01	A2-M1-SB13-CM-0.5'-5'	A2	P0	COMP	0.000
3.910000	3.91			0.136	0.780	mg/kg	SBN12	SBN12-0.5	A5	P0		0.500
3.906300	3.25		J	1.0	5.0	mg/kg	SBO02	A2-O2-SB15-8'-D	A2	P0		8.000
3.900000	3.90			0.156	0.900	mg/kg	SBV12	SBV12-6.0	A2	P0		6.000
3.893900	3.45		J	1.0	5.0	mg/kg	SBK02	A2-K2-SB19-7'-D-Dup	A2	D		7.000
3.850000	3.85			0.136	0.780	mg/kg	SBJ11	SBJ11-10.0	A3	P0		10.000
3.840000	3.84			0.151	0.870	mg/kg	SBN01-T1	SBN01-T1-T2D	A2	D	COMP	0.000
3.830000	3.83			0.162	0.930	mg/kg	SBIJ	SBIJ-PS-5.0	A3	P0	COMP	5.000
3.810000	3.65		J	1.0	5.0	mg/kg	SBA02	A1-A2-SB29-CM-0.5'-5'	A1	P0	COMP	0.000
3.810000	3.65		J	1.0	5.0	mg/kg	SBH01	A1-H1-SB8-0.5'-D	A1	P0		0.500
3.810000	3.65		J	1.0	5.0	mg/kg	SBL01	A2-L1-SB12-CM-0.5'-5'	A2	P0	COMP	0.000
3.810000	3.65		J	1.0	5.0	mg/kg	SBN01	A2-N1-SB14-CM-0.5'-5'	A2	P0	COMP	0.000
3.810000	3.81	J		0.177	1.02	mg/kg	SBU09-P2	SBU09-PS2-3.5	A2	P0		3.500
3.809500	3.20		J	1.0	5.0	mg/kg	SBF03	A3-F3-SB35-3'-D-Dup	A3	D		3.000
3.800000	3.80			0.149	0.855	mg/kg	SBQ04-T1	SBQ04-T1-T2	A2	P0	COMP	0.000
3.781500	3.15		J	1.0	5.0	mg/kg	SBJ01	A2-J1-SB10-9'-D	A2	P0		9.000
3.780000	3.78			0.151	0.870	mg/kg	SBN11	SBN11-3.5	A5	P0		3.500
3.770000	3.77			0.151	0.870	mg/kg	SBQ08	SBQ08-9.0	A2	P0		9.000
3.770000	3.77			0.141	0.810	mg/kg	SBV10-T4	SBV10-T4-T3	A2	P0	COMP	0.000
3.750000	3.75			0.156	0.900	mg/kg	SBH09	SBH09-14.0	A3	P0		14.000
3.741100	3.15		J	1.0	5.0	mg/kg	SBM03	A2-M3-SB42-10'-D	A2	P0		10.000
3.705600	3.55		J	1.0	5.0	mg/kg	SBB02	A1-B2-SB28-CM-0.5'-5'	A1	P0	COMP	0.000
3.705600	3.55		J	1.0	5.0	mg/kg	SBC03	A3-C3-SB32-CM-0.5'-5'	A3	P0	COMP	0.000

Notes: Results sorted by: 1) parameter; 2) highest to lowest detected concentration; VQ - ABBL validation flag; LQ - lab qualifier; "J" - the result is an estimated quantity; "D" - analysis required dilution; "B" - analyte detected in blank; composite samples are indicated by the abbreviation "COMP". *The 2006 Tetra Tech results were converted from wet weight to dry weight based on depth-discrete average moisture content measured during ABBL's 2007 investigation (see report Section 1.4.3).

Table 3B
Cover Soil Analytical Results
Detected Metal Concentrations

Cover Soil Report
Former CalCompact Landfill
Carson, California

Dry Wt. Conc.*	Reported Conc.*	VQ	LQ	MDL	PQL	Units	Boring ID	Sample ID	Landfill Cell	Primary (P0) or Dup (D)	Com-posite	Depth (ft bgs)
Arsenic												
3.705600	3.55		J	1.0	5.0	mg/kg	SBL02	A2-L2-SB18-CM-0.5'-5'-Dup	A2	D	COMP	0.000
3.705600	3.55		J	1.0	5.0	mg/kg	SBP03	A2-P3-SB45-CM-0.5'-10'	A2	P0	COMP	0.000
3.660000	3.66	J		0.180	1.04	mg/kg	SBH10-P1	SBH10-PS1-15.0	A3	P0		15.000
3.620000	3.62			0.149	0.855	mg/kg	SBR11	SBR11-5.0	A5	P0		5.000
3.620000	3.62			0.156	0.900	mg/kg	SBU10	SBU10-8.0	A2	P0		8.000
3.590000	3.59			0.149	0.855	mg/kg	SBO02-T1	SBO02-T1-T2	A2	P0	COMP	0.000
3.570000	3.57	J		0.185	1.06	mg/kg	SBF05-P2	SBF105-PS2-15.0	A3	D		15.000
3.570000	3.57			0.133	0.765	mg/kg	SBV10-T2	SBV10-T2-0.5	A2	P0		0.500
3.549100	3.40		J	1.0	5.0	mg/kg	SBB03	A3-B3-SB31-CM-0.5'-8'-Dup	A3	D	COMP	0.000
3.549100	3.40		J	1.0	5.0	mg/kg	SBM02	A2-M2-SB17-CM-0.5'-5'	A2	P0	COMP	0.000
3.496900	3.35		J	1.0	5.0	mg/kg	SBE02	A1-E2-SB25-0.5'-D	A1	P0		0.500
3.496900	3.35		J	1.0	5.0	mg/kg	SBF03	A3-F3-SB35-0.5'-D	A3	P0		0.500
3.496900	3.35		J	1.0	5.0	mg/kg	SBF03	A3-F3-SB35-0.5'-D-Dup	A3	D		0.500
3.460000	3.46			0.167	0.960	mg/kg	SBK13-P1	SBK13-PS1-9.0	A3	P0		9.000
3.460000	3.46			0.175	1.00	mg/kg	SBR05-P2	SBR05-PS2-3.5	A2	P0		3.500
3.440000	3.44			0.146	0.840	mg/kg	SBS06-T1	SBS06-T1-T2	A2	P0	COMP	0.000
3.410000	3.41			0.149	0.855	mg/kg	SBG09	SBG09-5.0	A3	P0		5.000
3.380000	3.38			0.151	0.870	mg/kg	SBN01	SBN01-2T1-2T2	A2	P0	COMP	0.000
3.373500	2.80		J	1.0	5.0	mg/kg	SBB03	A3-B3-SB31-13'-D	A3	P0		13.000
3.360000	3.36			0.149	0.855	mg/kg	SBM13-P2	SBM13-PS2-7.5	A5	P0		7.500
3.360000	3.36			0.182	1.05	mg/kg	SBN12	SBN12-5.0	A5	P0		5.000
3.340300	3.20		J	1.0	5.0	mg/kg	SBB01	A1-B1-SB2-0.5'-D	A1	P0		0.500
3.340300	3.20		J	1.0	5.0	mg/kg	SBE02	A1-E2-SB25-0.5'-D-Dup	A1	D		0.500
3.340300	3.20		J	1.0	5.0	mg/kg	SBG02	A1-G2-SB23A-0.5'-D	A1	P0		0.500
3.310000	3.31			0.151	0.870	mg/kg	SBN05	SBN05-15.0-20.0	A2	P0	COMP	0.000
3.288100	3.15		J	1.0	5.0	mg/kg	SBF01	A1-F1-SB6-0.5'-D	A1	P0		0.500
3.268300	2.85		J	1.0	5.0	mg/kg	SBC03	A3-C3-SB32-12'-D	A3	P0		12.000
3.259700	2.95		J	1.0	5.0	mg/kg	SBF01	A1-F1-SB6-2'-D	A1	P0		2.000
3.250000	3.25			0.138	0.795	mg/kg	SBG07	SBG07-0.5	A3	P0		0.500
3.235900	3.10		J	1.0	5.0	mg/kg	SBG03	A3-G3-SB36-0.5'-D-Dup	A3	D		0.500
3.235900	3.10		J	1.0	5.0	mg/kg	SBN02	A2-N2-SB16-CM-0.5'-5'	A2	P0	COMP	0.000
3.220000	3.22			0.146	0.840	mg/kg	SBP05	SBP05-15.0-20.0	A2	P0	COMP	0.000
3.214300	2.70		J	1.0	5.0	mg/kg	SBG03	A3-G3-SB36-3'-D-Dup	A3	D		3.000
3.183700	3.05		J	1.0	5.0	mg/kg	SBJ01	A3-J1-SB10-CM-0.5'-4'	A3	P0	COMP	0.000
3.183700	3.05		J	1.0	5.0	mg/kg	SBO03	A2-O3-SB44-CM-0.5'-4'	A2	P0	COMP	0.000
3.121200	2.60		J	1.0	5.0	mg/kg	SBJ02	A2-J2-SB20-9'-D	A2	P0		9.000
3.120000	3.12			0.143	0.825	mg/kg	SBN10	SBN10-0.5-5.0	A4	P0	COMP	0.000
3.100000	3.10			0.156	0.900	mg/kg	SBQRST	SBQRST-PS-5.0	A5	P0	COMP	5.000
3.090000	3.09			0.164	0.945	mg/kg	SBP06	SBP06-24.0	A2	P0		24.000
3.079300	2.95		J	1.0	5.0	mg/kg	SBA03	A3-A3-SB30-0.5'-D	A3	P0		0.500
3.079300	2.95		J	1.0	5.0	mg/kg	SBI01	A2-I1-SB9-0.5'-D	A2	P0		0.500
3.079300	2.95		J	1.0	5.0	mg/kg	SBM03	A2-M3-SB42-CM-0.5'-5'	A2	P0	COMP	0.000
3.079300	2.95		J	1.0	5.0	mg/kg	SBN03	A2-N3-SB43-CM-0.5'-5'	A2	P0	COMP	0.000
3.070000	3.07			0.164	0.945	mg/kg	SBT07-T2	SBT07-T2-8.0	A2	P0		8.000
3.050000	3.05			0.169	0.975	mg/kg	SBS06-P1	SBS06-PS1-3.0	A2	P0		3.000

Notes: Results sorted by: 1) parameter; 2) highest to lowest detected concentration; VQ - ABBL validation flag; LQ - lab qualifier; "J" - the result is an estimated quantity; "D" - analysis required dilution; "B" - analyte detected in blank; composite samples are indicated by the abbreviation "COMP". *The 2006 Tetra Tech results were converted from wet weight to dry weight based on depth-discrete average moisture content measured during ABBL's 2007 investigation (see report Section 1.4.3).

Table 3B
Cover Soil Analytical Results
Detected Metal Concentrations

Cover Soil Report
Former CalCompact Landfill
Carson, California

Dry Wt. Conc.*	Reported Conc.*	VQ	LQ	MDL	PQL	Units	Boring ID	Sample ID	Landfill Cell	Primary (P0) or Dup (D)	Com-posite	Depth (ft bgs)
Arsenic												
3.035700	2.55		J	1.0	5.0	mg/kg	SBI01	A2-I1-SB9-3'-D	A2	P0		3.000
3.030000	3.03			0.136	0.780	mg/kg	SBM12	SBM12-0.5	A3	P0		0.500
3.027100	2.90		J	1.0	5.0	mg/kg	SBF02	A1-F2-SB24-0.5'-D	A1	P0		0.500
3.027100	2.90		J	1.0	5.0	mg/kg	SBJ02	A2-J2-SB20-CM-0.5'-5'	A2	P0	COMP	0.000
2.991000	2.65		J	1.0	5.0	mg/kg	SBL01	A2-L1-SB12-7'-D	A2	P0		7.000
2.976200	2.50		J	1.0	5.0	mg/kg	SBG03	A3-G3-SB36-3'-D	A3	P0		3.000
2.930000	2.93			0.154	0.885	mg/kg	SBN01-T1	SBN01-T1-T2	A2	P0	COMP	0.000
2.878100	2.55		J	1.0	5.0	mg/kg	SBE03	A3-E3-SB34-7'-D	A3	P0		7.000
2.870600	2.75		J	1.0	5.0	mg/kg	SBG04	A3-G4-SB56-CM-0.5'-3'	A3	P0	COMP	0.000
2.870000	2.87			0.149	0.855	mg/kg	SBU09-T2	SBU09-T2-0.5-10.0	A2	P0	COMP	0.000
2.818400	2.70		J	1.0	5.0	mg/kg	SBD03	A3-D3-SB33-CM-0.5'-5'	A3	P0	COMP	0.000
2.810000	2.81			0.162	0.930	mg/kg	SBQ04-P1	SBQ04-PS1-3.0	A2	P0		3.000
2.771100	2.30		J	1.0	5.0	mg/kg	SBH01	A1-H1-SB8-4'-D	A1	P0		4.000
2.762400	2.50		J	1.0	5.0	mg/kg	SBA03	A3-A3-SB30-2'-D	A3	P0		2.000
2.720000	2.72			0.177	1.02	mg/kg	SBT13-P1	SBT13-PS1-15	A5	P0		15.000
2.670000	2.67			0.136	0.780	mg/kg	SBF	SBF-0.5	A3	P0	COMP	0.500
2.661800	2.55		J	1.0	5.0	mg/kg	SBE01	A1-E1-SB5-0.5'-D	A1	P0		0.500
2.661800	2.55		J	1.0	5.0	mg/kg	SBH04	A3-H4-SB55-0.5'-D	A3	P0		0.500
2.651900	2.40		J	1.0	5.0	mg/kg	SBH03	A3-H3-SB37-2'-D	A3	P0		2.000
2.650000	2.65			0.133	0.765	mg/kg	SBM13-P2	SBM13-P2-0.5	A5	P0		0.500
2.637600	2.30		J	1.0	5.0	mg/kg	SBD03	A3-D3-SB33-12'-D	A3	P0		12.000
2.620000	2.62			0.162	0.930	mg/kg	SBEF	SBEF-PS-5.0	A3	P0	COMP	5.000
2.620000	2.62			0.136	0.780	mg/kg	SBF	SBF-1.0	A3	P0	COMP	1.000
2.619000	2.20		J	1.0	5.0	mg/kg	SBG02	A1-G2-SB23A-3'-D-Dup	A1	D		3.000
2.610000	2.61			0.143	0.825	mg/kg	SBN05	SBN05-0.5-10.0	A2	P0	COMP	0.000
2.610000	2.61			0.164	0.945	mg/kg	SBO02-P1	SBO02-PS1-3.5	A2	P0		3.500
2.596700	2.35		J	1.0	5.0	mg/kg	SBD01	A1-D1-SB4-2'-D	A1	P0		2.000
2.590000	2.59			0.136	0.780	mg/kg	SBV10-T3	SBV10-T3-8.0	A2	P0		8.000
2.560000	2.56			0.169	0.975	mg/kg	SBP02-P1	SBP02-PS1-4.0	A2	P0		4.000
2.559500	2.15		J	1.0	5.0	mg/kg	SBI02	A2-I2-SB21-3'-D	A2	P0		3.000
2.550000	2.55			0.136	0.780	mg/kg	SBM10	SBM10-0.5	A4	P0		0.500
2.540000	2.54			0.149	0.855	mg/kg	SBE04-P1	SBE04-PS1-3.0	A3	P0		3.000
2.540000	2.54			0.156	0.900	mg/kg	SBN10	SBN10-9.0	A4	P0		9.000
2.540000	2.54			0.159	0.915	mg/kg	SBV10-P1	SBV10-PS1-5.0	A2	P0		5.000
2.505200	2.40		J	1.0	5.0	mg/kg	SBI02	A2-I2-SB21-0.5'-D	A2	P0		0.500
2.505200	2.40		J	1.0	5.0	mg/kg	SBM03	A2-M3-SB42-CM-0.5'-5'-Dup	A2	D	COMP	0.000
2.500000	2.50			0.149	0.855	mg/kg	SBO05	SBO05-20.0	A2	P0		20.000
2.470000	2.47			0.185	1.06	mg/kg	SBV11-P2	SBV11-PS2-15.0	A2	P0		15.000
2.450000	2.45			0.175	1.00	mg/kg	SBF07-P1	SBF07-PS1-15.0	A3	P0		15.000
2.370200	2.10		J	1.0	5.0	mg/kg	SBC02	A1-C2-SB27-7'-D	A1	P0		7.000
2.340000	2.34			0.156	0.900	mg/kg	SBF06	SBF06-8.0	A3	P0		8.000
2.320000	2.32			0.172	0.990	mg/kg	SBF06-P1	SBF06-PS1-15.0	A3	P0		15.000
2.320000	2.32			0.146	0.840	mg/kg	SBR05-T1	SBR05-T1-T2	A2	P0	COMP	0.000
2.296500	2.20		J	1.0	5.0	mg/kg	SBC02	A1-C2-SB27-CM-0.5'-5'	A1	P0	COMP	0.000
2.296500	2.20		J	1.0	5.0	mg/kg	SBD02	A1-D2-SB26-CM-0.5'-5'	A1	P0	COMP	0.000

Notes: Results sorted by: 1) parameter; 2) highest to lowest detected concentration; VQ - ABBL validation flag; LQ - lab qualifier; "J" - the result is an estimated quantity; "D" - analysis required dilution; "B" - analyte detected in blank; composite samples are indicated by the abbreviation "COMP". *The 2006 Tetra Tech results were converted from wet weight to dry weight based on depth-discrete average moisture content measured during ABBL's 2007 investigation (see report Section 1.4.3).

Table 3B
Cover Soil Analytical Results
Detected Metal Concentrations

Cover Soil Report
Former CalCompact Landfill
Carson, California

Dry Wt. Conc.*	Reported Conc.*	VQ	LQ	MDL	PQL	Units	Boring ID	Sample ID	Landfill Cell	Primary (P0) or Dup (D)	Com-posite	Depth (ft bgs)
Arsenic												
2.257300	2.00		J	1.0	5.0	mg/kg	SBD02	A1-D2-SB26-7'-D	A1	P0		7.000
2.250000	2.25			0.156	0.900	mg/kg	SBH10	SBH10-18.5	A3	P0		18.500
2.250000	2.25			0.162	0.930	mg/kg	SBQ03	SBQ103-PS1-3.0	A2	D		3.000
2.228900	1.85		J	1.0	5.0	mg/kg	SBB03	A3-B3-SB31-13'-D-Dup	A3	D		13.000
2.200900	1.95		J	1.0	5.0	mg/kg	SBK01	A2-K1-SB11-7'-D	A2	P0		7.000
2.178900	1.90		J	1.0	5.0	mg/kg	SBH02	A1-H2-SB22-12'-D	A1	P0		12.000
2.150000	2.15			0.154	0.885	mg/kg	SBKLM2	SBKLM-PS-5.0	A3,	P0	COMP	5.000
2.139900	2.05		J	1.0	5.0	mg/kg	SBA01	A1-A1-SB1-0.5'-D	A1	P0		0.500
2.120000	2.12			0.136	0.780	mg/kg	SBK10	SBK10-0.5	A3	P0		0.500
2.099400	1.90		J	1.0	5.0	mg/kg	SBE01	A1-E1-SB5-2'-D	A1	P0		2.000
2.087700	2.00		J	1.0	5.0	mg/kg	SBH02	A1-H2-SB22-CM-0.5'-10'	A1	P0	COMP	0.000
2.087700	2.00		J	1.0	5.0	mg/kg	SBK01	A2-K1-SB11-CM-0.5'-5'	A2	P0	COMP	0.000
2.080000	2.08			0.143	0.825	mg/kg	SBT07-T1	SBT07-T1-T2	A2	P0	COMP	0.000
2.050000	2.05			0.141	0.810	mg/kg	SBU08-T1	SBU08-T1-T2	A2	P0	COMP	0.000
1.990000	1.99			0.146	0.840	mg/kg	SBL13-P1	SBL13-PS1-9.5	A3	P0		9.500
1.980000	1.98			0.138	0.795	mg/kg	SBV10-T2	SBV10-T2-5.0	A2	P0		5.000
1.970000	1.97			0.156	0.900	mg/kg	SBF05	SBF05-6.5	A3	P0		6.500
1.931100	1.85		J	1.0	5.0	mg/kg	SBH03	A3-H3-SB37-0.5'-D	A3	P0		0.500
1.910000	1.91			0.172	0.990	mg/kg	SBFG	SBFG-PS-5.0	A3	P0	COMP	5.000
1.840000	1.84			0.149	0.855	mg/kg	SBO01-P1	SBO01-PS1-4.5	A2	P0		4.500
1.823200	1.65		J	1.0	5.0	mg/kg	SBB01	A1-B1-SB2-2'-D	A1	P0		2.000
1.800000	1.80			0.136	0.780	mg/kg	SBM11	SBM11-0.5	A3	P0		0.500
1.777500	1.55		J	1.0	5.0	mg/kg	SBP03	A2-P3-SB45-12'-D	A2	P0		12.000
1.770000	1.77			0.154	0.885	mg/kg	SBG09-P1	SBG09-PS1-5.0	A3	P0		5.000
1.690000	1.69	J		0.164	0.945	mg/kg	SBF05-P2	SBF05-PS2-15.0	A3	P0		15.000
1.680000	1.68			0.156	0.900	mg/kg	SBJ13-P2	SBJ13-PS2-8.5	A3	P0		8.500
1.660000	1.66	J		0.149	0.855	mg/kg	SBP03-T1	SBP03-T1-T2D	A2	D	COMP	0.000
1.620000	1.62			0.136	0.780	mg/kg	SBH07	SBH07-0.5	A3	P0		0.500
1.590000	1.59			0.143	0.825	mg/kg	SBS13-P1	SBS13-PS1-4.0	A5	P0		4.000
1.530000	1.53			0.177	1.02	mg/kg	SBI11-P1	SBI11-PS1-15.0	A3	P0		15.000
1.530000	1.53			0.169	0.975	mg/kg	SBN01-P1	SBN01-PS1-3.0	A2	P0		3.000
1.500000	1.50			0.149	0.855	mg/kg	SBO05	SBO05-0.5-15.0	A2	P0	COMP	0.000
1.500000	1.50			0.146	0.840	mg/kg	SBP13-P1	SBP13-PS1-3.0	A5	P0		3.000
1.461400	1.40		J	1.0	5.0	mg/kg	SBC01	A1-C1-SB3-0.5'-D	A1	P0		0.500
1.400000	1.40	J		0.156	0.900	mg/kg	SBU09-P1	SBU109-PS1-4.0	A2	D		4.000
1.300000	1.30	J		0.185	1.06	mg/kg	SBT13-P2	SBT13-PS2-15.0	A5	P0		15.000
1.200400	1.15		J	1.0	5.0	mg/kg	SBG03	A3-G3-SB36-0.5'-D	A3	P0		0.500
1.190000	1.19			0.136	0.780	mg/kg	SBN11	SBN11-0.5	A5	P0		0.500
1.150000	1.15	J		0.146	0.840	mg/kg	SBG10-P1	SBG110-PS1-4.5	A3	D		4.500
0.965000	0.965			0.136	0.780	mg/kg	SBV09-T4	SBV09-T4-2.0	A2	P0		2.000
0.940000	0.940		J	0.164	0.945	mg/kg	SBT08-P1	SBT08-PS1-3.0	A2	P0		3.000
0.883000	0.883			0.146	0.840	mg/kg	SBG08-P1	SBG08-PS1-5.0	A3	P0		5.000
0.438000	0.438		J	0.156	0.900	mg/kg	SBT07-P1	SBT107-PS1-3.0	A2	D		3.000
0.187000	0.187		J	0.156	0.900	mg/kg	SBT07-P1	SBT07-PS1-3.0	A2	P0		3.000

Notes: Results sorted by: 1) parameter; 2) highest to lowest detected concentration; VQ - ABBL validation flag; LQ - lab qualifier; "J" - the result is an estimated quantity; "D" - analysis required dilution; "B" - analyte detected in blank; composite samples are indicated by the abbreviation "COMP". *The 2006 Tetra Tech results were converted from wet weight to dry weight based on depth-discrete average moisture content measured during ABBL's 2007 investigation (see report Section 1.4.3).

Table 3B
Cover Soil Analytical Results
Detected Metal Concentrations

Cover Soil Report
Former CalCompact Landfill
Carson, California

Dry Wt. Conc.*	Reported Conc.*	VQ	LQ	MDL	PQL	Units	Boring ID	Sample ID	Landfill Cell	Primary (P0) or Dup (D)	Com-posite	Depth (ft bgs)
Barium												
1580.000	1580			0.197	0.600	mg/kg	SBO04	SBO04-9.5	A2	P0		9.500
1230.000	1230			0.177	0.540	mg/kg	SBL09	SBL09-0.5	A4	P0		0.500
578.0000	578			0.207	0.630	mg/kg	SBN07	SBN07-14.5	A4	P0		14.500
558.0000	558	J		0.203	0.620	mg/kg	SBS06	SBS06-10.0	A2	P0		10.000
417.0000	417			0.207	0.630	mg/kg	SBS09	SBS09-3.5	A2	P0		3.500
354.0000	354			0.230	0.700	mg/kg	SBN12	SBN12-5.0	A5	P0		5.000
342.0000	342			0.207	0.630	mg/kg	SBT10	SBT10-6.5	A2	P0		6.500
337.0000	337			0.236	0.720	mg/kg	SBH10-P1	SBH110-PS1-15.0	A3	D		15.000
333.0000	333			0.236	0.720	mg/kg	SBF05-P1	SBF05-PS1-15.0	A3	P0		15.000
329.0000	329			0.220	0.670	mg/kg	SBR05-P2	SBR05-PS2-3.5	A2	P0		3.500
323.0000	323			0.213	0.650	mg/kg	SBN01-P1	SBN01-PS1-3.0	A2	P0		3.000
318.0000	318			0.207	0.630	mg/kg	SBL04	SBL04-4.0	A4	P0		4.000
318.0000	318	J		0.220	0.670	mg/kg	SBP03-T2	SBP03-T2-4.0	A2	P0		4.000
317.0000	317			0.213	0.650	mg/kg	SBH10-P1	SBH10-PS1-5.0	A3	P0		5.000
317.0000	317			0.184	0.560	mg/kg	SBO09	SBO09-15.0-20.0	A4	P0	COMP	0.000
311.0000	311			0.207	0.630	mg/kg	SBO02-P1	SBO02-PS1-3.5	A2	P0		3.500
310.0000	310			0.213	0.650	mg/kg	SBS06-P1	SBS06-PS1-3.0	A2	P0		3.000
309.0000	309			0.223	0.680	mg/kg	SBR06	SBR06-9.0	A2	P0		9.000
308.0000	308			0.184	0.560	mg/kg	SBU12	SBU12-0.5-2.0	A2	P0	COMP	0.000
305.0000	305			0.207	0.630	mg/kg	SBG08	SBG08-8.0	A3	P0		8.000
303.0000	303			0.223	0.680	mg/kg	SBU13-P1	SBU13-PS1-15.0	A2	P0		15.000
302.0000	302			0.223	0.680	mg/kg	SBT13-P1	SBT13-PS1-15	A5	P0		15.000
302.0000	302			0.223	0.680	mg/kg	SBU09-P2	SBU09-PS2-3.5	A2	P0		3.500
301.0000	301			0.216	0.660	mg/kg	SBO12	SBO12-4.0	A5	P0		4.000
300.0000	300			0.233	0.710	mg/kg	SBV11-P2	SBV11-PS2-15.0	A2	P0		15.000
298.0000	298			0.203	0.620	mg/kg	SBQ03	SBQ103-PS1-3.0	A2	D		3.000
296.0000	296			0.210	0.640	mg/kg	SBP05	SBP05-26.0	A2	P0		26.000
296.0000	296			0.210	0.640	mg/kg	SBS06-P2	SBS06-PS2-3.0	A2	P0		3.000
295.0000	295			0.213	0.650	mg/kg	SBV13-P1	SBV13-PS1-15.0	A2	P0		15.000
291.0000	291			0.210	0.640	mg/kg	SBK13-P1	SBK13-PS1-9.0	A3	P0		9.000
291.0000	291			0.174	0.530	mg/kg	SBQ06	SBQ06-0.5	A2	P0		0.500
290.0000	290			0.213	0.650	mg/kg	SBP03-P1	SBP03-PS1-4.5	A2	P0		4.500
289.0000	289			0.207	0.630	mg/kg	SBQ03-P1	SBQ03-PS1-3.0	A2	P0		3.000
289.0000	289			0.213	0.650	mg/kg	SBQ11	SBQ11-15.0	A5	P0		15.000
288.0000	288			0.207	0.630	mg/kg	SBO02-T2	SBO02-T2-4.5	A2	P0		4.500
288.0000	288			0.213	0.650	mg/kg	SBT07-P2	SBT07-PS2-3.5	A2	P0		3.500
287.0000	287			0.233	0.710	mg/kg	SBT13-P2	SBT13-PS2-15.0	A5	P0		15.000
286.0000	286			0.213	0.650	mg/kg	SBP02-P1	SBP02-PS1-4.0	A2	P0		4.000
286.0000	286			0.223	0.680	mg/kg	SBP12	SBP12-10.0	A5	P0		10.000
286.0000	286			0.213	0.650	mg/kg	SBS08	SBS08-6.0	A2	P0		6.000
285.0000	285			0.223	0.680	mg/kg	SBI11-P1	SBI11-PS1-15.0	A3	P0		15.000
284.0000	284			0.203	0.620	mg/kg	SBQ04-P1	SBQ04-PS1-3.0	A2	P0		3.000
284.0000	284			0.207	0.630	mg/kg	SBU09-P1	SBU09-PS1-4.0	A2	P0		4.000
283.0000	283			0.210	0.640	mg/kg	SBQ05	SBQ05-15.0-17.0	A2	P0	COMP	0.000
281.0000	281			0.210	0.640	mg/kg	SBU09-P2	SBU109-PS2-3.5	A2	D		3.500

Notes: Results sorted by: 1) parameter; 2) highest to lowest detected concentration; VQ - ABBL validation flag; LQ - lab qualifier; "J" - the result is an estimated quantity; "D" - analysis required dilution; "B" - analyte detected in blank; composite samples are indicated by the abbreviation "COMP". *The 2006 Tetra Tech results were converted from wet weight to dry weight based on depth-discrete average moisture content measured during ABBL's 2007 investigation (see report Section 1.4.3).

Table 3B
Cover Soil Analytical Results
Detected Metal Concentrations

Cover Soil Report
Former CalCompact Landfill
Carson, California

Dry Wt. Conc.*	Reported Conc.*	VQ	LQ	MDL	PQL	Units	Boring ID	Sample ID	Landfill Cell	Primary (P0) or Dup (D)	Com-posite	Depth (ft bgs)
Barium												
279.0000	279			0.223	0.680	mg/kg	SBI12-P1	SBI12-PS1-15.0	A3	P0		15.000
275.0000	275			0.190	0.580	mg/kg	SBTUV	SBTUV-PS-5.0	A2,	P0	COMP	5.000
274.0000	274			0.216	0.660	mg/kg	SBE03-P1	SBE03-PS1-15.0	A3	P0		15.000
273.0000	273			0.170	0.520	mg/kg	SBK07	SBK07-0.5	A4	P0		0.500
273.0000	273			0.200	0.610	mg/kg	SBR05	SBR05-8.0	A2	P0		8.000
270.0000	270			0.207	0.630	mg/kg	SBQ04	SBQ04-4.0	A2	P0		4.000
268.0000	268			0.226	0.690	mg/kg	SBT13-P2	SBT113-PS2-15.0	A5	D		15.000
268.0000	268			0.200	0.610	mg/kg	SBV10-P1	SBV10-PS1-5.0	A2	P0		5.000
267.0000	267			0.170	0.520	mg/kg	SBN12	SBN12-0.5	A5	P0		0.500
265.0000	265			0.197	0.600	mg/kg	SBU09	SBU09-13.0	A2	P0		13.000
264.0000	264			0.200	0.610	mg/kg	SBM13-P1	SBM13-PS1-5.0	A3	P0		5.000
264.0000	264			0.177	0.540	mg/kg	SBUV	SBUV-0.5	A2	P0	COMP	0.500
263.0000	263		J	0.207	0.630	mg/kg	SBP10	SBP10-15.0	A4	P0		15.000
263.0000	263			0.210	0.640	mg/kg	SBR10	SBR10-9.5	A5	P0		9.500
262.0000	262			0.193	0.590	mg/kg	SBT12	SBT12-7.0	A5	P0		7.000
260.0000	260			0.174	0.530	mg/kg	SBQ04	SBQ04-0.5	A2	P0		0.500
260.0000	260			0.187	0.570	mg/kg	SBR07	SBR07-0.5-6.0	A2	P0	COMP	0.000
260.0000	260			0.184	0.560	mg/kg	SBS07	SBS07-0.5-5.0	A2	P0	COMP	0.000
259.0000	259			0.207	0.630	mg/kg	SBR05-T2	SBR105-T2-5.5	A2	D		5.500
258.0000	258			0.226	0.690	mg/kg	SBV11-P1	SBV11-PS1-15.0	A2	P0		15.000
257.0000	257			0.190	0.580	mg/kg	SBP13-P2	SBP13-PS2-4.0	A5	P0		4.000
256.0000	256			0.226	0.690	mg/kg	SBH10-P1	SBH10-PS1-15.0	A3	P0		15.000
256.0000	256			0.203	0.620	mg/kg	SBQ06	SBQ06-5.0	A2	P0		5.000
255.0000	255		J	0.207	0.630	mg/kg	SBS06	SBS106-10.0	A2	D		10.000
254.0000	254			0.210	0.640	mg/kg	SBQ04-T2	SBQ04-T2-4.5	A2	P0		4.500
253.0000	253			0.174	0.530	mg/kg	SBKLM	SBKLM-1.0	A3	P0	COMP	1.000
252.0000	252			0.184	0.560	mg/kg	SBUV	SBUV-1.0	A2	P0	COMP	1.000
251.0000	251			0.177	0.540	mg/kg	SBNO	SBNO-1.0	A5	P0	COMP	1.000
251.0000	251			0.197	0.600	mg/kg	SBV12	SBV12-6.0	A2	P0		6.000
250.0000	250			0.177	0.540	mg/kg	SBJ04	SBJ04-0.5-2.0	A4	P0	COMP	0.000
250.0000	250			0.177	0.540	mg/kg	SBPQ	SBPQ0.5	A5	P0	COMP	0.500
250.0000	250			0.187	0.570	mg/kg	SBR06	SBR06-0.5-4.0	A2	P0	COMP	0.000
249.0000	249			0.203	0.620	mg/kg	SBV11	SBV11-6.0	A2	P0		6.000
248.0000	248		J	0.233	0.710	mg/kg	SBF05-P2	SBF105-PS2-15.0	A3	D		15.000
248.0000	248		J	0.170	0.520	mg/kg	SBG06	SBG106-0.5	A3	D		0.500
248.0000	248			0.184	0.560	mg/kg	SBPQ	SBPQ-1.0	A5	P0	COMP	1.000
248.0000	248			0.190	0.580	mg/kg	SBR05	SBR05-0.5-3.0	A2	P0	COMP	0.000
247.0000	247			0.200	0.610	mg/kg	SBS07	SBS07-10.0	A2	P0		10.000
246.0000	246			0.190	0.580	mg/kg	SBN11	SBN11-3.5	A5	P0		3.500
246.0000	246			0.177	0.540	mg/kg	SBRS	SBRS-0.5	A5	P0	COMP	0.500
244.0000	244			0.170	0.520	mg/kg	SBJ05	SBJ05-0.5	A4	P0		0.500
244.0000	244			0.190	0.580	mg/kg	SBO09	SBO09-0.5-10.0	A4	P0	COMP	0.000
243.0000	243			0.203	0.620	mg/kg	SBIJ	SBIJ-PS-5.0	A3	P0	COMP	5.000
243.0000	243			0.174	0.530	mg/kg	SBKLM	SBKLM-0.5	A3	P0	COMP	0.500
243.0000	243			0.197	0.600	mg/kg	SBV12-P1	SBV12-PS1-15.0	A2	P0		15.000

Notes: Results sorted by: 1) parameter; 2) highest to lowest detected concentration; VQ - ABBL validation flag; LQ - lab qualifier; "J" - the result is an estimated quantity; "D" - analysis required dilution; "B" - analyte detected in blank; composite samples are indicated by the abbreviation "COMP". *The 2006 Tetra Tech results were converted from wet weight to dry weight based on depth-discrete average moisture content measured during ABBL's 2007 investigation (see report Section 1.4.3).

Table 3B
Cover Soil Analytical Results
Detected Metal Concentrations

Cover Soil Report
Former CalCompact Landfill
Carson, California

Dry Wt. Conc.*	Reported Conc.*	VQ	LQ	MDL	PQL	Units	Boring ID	Sample ID	Landfill Cell	Primary (P0) or Dup (D)	Com-posite	Depth (ft bgs)
Barium												
240.0000	240			0.177	0.540	mg/kg	SBNO	SBNO-0.5	A5	P0	COMP	0.500
239.0000	239			0.207	0.630	mg/kg	SBR10	SBR110-9.5	A5	D		9.500
238.0000	238			0.216	0.660	mg/kg	SBFG	SBFG-PS-5.0	A3	P0	COMP	5.000
238.0000	238			0.187	0.570	mg/kg	SBO01-P1	SBO01-PS1-4.5	A2	P0		4.500
237.0000	237			0.174	0.530	mg/kg	SBM13-P2	SBM13-P2-1.0	A5	P0		1.000
236.7788	197			2.5	5.0	mg/kg	SBO02	A2-O2-SB15-8'-D	A2	P0		8.000
236.0000	236			0.180	0.550	mg/kg	SBRS	SBRS-1.0	A5	P0	COMP	1.000
235.0000	235			0.170	0.520	mg/kg	SBF	SBF-0.5	A3	P0	COMP	0.500
234.0000	234			0.180	0.550	mg/kg	SBV09-T1	SBV09-T1-0.5-5.0	A2	P0	COMP	0.000
233.0000	233			0.197	0.600	mg/kg	SBN09	SBN09-13.5	A4	P0		13.500
233.0000	233			0.177	0.540	mg/kg	SBQ12	SBQ12-0.5-10	A5	P0	COMP	0.000
233.0000	233			0.207	0.630	mg/kg	SBR05-P1	SBR05-PS1-3.5	A2	P0		3.500
233.0000	233			0.177	0.540	mg/kg	SBTUV	SBTUV-1.0	A2,	P0	COMP	1.000
232.0000	232			0.207	0.630	mg/kg	SBN01-T2	SBN01-T2-4.5	A2	P0		4.500
231.0000	231			0.197	0.600	mg/kg	SBP09	SBP09-24.5	A4	P0		24.500
231.0000	231			0.174	0.530	mg/kg	SBTUV	SBTUV-0.5	A2,	P0	COMP	0.500
230.0000	230			0.170	0.520	mg/kg	SBN11	SBN11-0.5	A5	P0		0.500
230.0000	230			0.190	0.580	mg/kg	SBS06	SBS06-0.5-5.0	A2	P0	COMP	0.000
230.0000	230			0.207	0.630	mg/kg	SBV09-T3	SBV09-T3-8.0	A2	P0		8.000
229.0000	229			0.170	0.520	mg/kg	SBS12	SBS12-0.5	A5	P0		0.500
228.0000	228			0.190	0.580	mg/kg	SBQ08	SBQ08-9.0	A2	P0		9.000
227.0000	227			0.203	0.620	mg/kg	SBN01-2T2	SBN101-2T2-8.5	A2	D		8.500
227.0000	227			0.197	0.600	mg/kg	SBQ07	SBQ107-8.0	A2	D		8.000
227.0000	227			0.177	0.540	mg/kg	SBU10	SBU10-0.5-5.0	A2	P0	COMP	0.000
226.5136	217			2.5	5.0	mg/kg	SBF01	A1-F1-SB6-0.5'-D	A1	P0		0.500
226.0000	226			0.203	0.620	mg/kg	SBEF	SBEF-PS-5.0	A3	P0	COMP	5.000
226.0000	226			0.174	0.530	mg/kg	SBQRST	SBQRST-1.0	A5	P0	COMP	1.000
226.0000	226			0.197	0.600	mg/kg	SBT07-P1	SBT07-PS1-3.0	A2	P0		3.000
225.0000	225			0.174	0.530	mg/kg	SBS08	SBS08-0.5	A2	P0		0.500
225.0000	225			0.177	0.540	mg/kg	SBTU	SBTU-1.0	A2	P0	COMP	1.000
224.0000	224			0.184	0.560	mg/kg	SBT12	SBT12-0.5-5.0	A5	P0	COMP	0.000
223.0000	223			0.197	0.600	mg/kg	SBT07-P1	SBT107-PS1-3.0	A2	D		3.000
222.0000	222			0.170	0.520	mg/kg	SBG05	SBG05-0.5	A3	P0		0.500
222.0000	222			0.167	0.510	mg/kg	SBL04	SBL04-0.5	A4	P0		0.500
221.0000	221			0.193	0.590	mg/kg	SBM05	SBM05-5.0	A4	P0		5.000
220.0000	220			0.180	0.550	mg/kg	SBN05	SBN05-0.5-10.0	A2	P0	COMP	0.000
219.0367	191			2.5	5.0	mg/kg	SBP03	A2-P3-SB45-12'-D	A2	P0		12.000
219.0000	219			0.197	0.600	mg/kg	SBU09-T2	SBU09-T2-15.0	A2	P0		15.000
217.0000	217			0.193	0.590	mg/kg	SBR09	SBR09-15.5	A2	P0		15.500
217.0000	217			0.207	0.630	mg/kg	SBT07-T2	SBT07-T2-8.0	A2	P0		8.000
216.0000	216			0.197	0.600	mg/kg	SBN08	SBN08-18.5	A4	P0		18.500
216.0000	216			0.174	0.530	mg/kg	SBNOP	SBNOP-1.0	A5	P0	COMP	1.000
215.0000	215			0.197	0.600	mg/kg	SBP09	SBP09-20.0	A4	P0		20.000
215.0000	215			0.170	0.520	mg/kg	SBQRST	SBQRST-0.5	A5	P0	COMP	0.500
215.0000	215			0.184	0.560	mg/kg	SBR12	SBR12-0.5-15.0	A5	P0	COMP	0.000

Notes: Results sorted by: 1) parameter; 2) highest to lowest detected concentration; VQ - ABBL validation flag; LQ - lab qualifier; "J" - the result is an estimated quantity; "D" - analysis required dilution; "B" - analyte detected in blank; composite samples are indicated by the abbreviation "COMP". *The 2006 Tetra Tech results were converted from wet weight to dry weight based on depth-discrete average moisture content measured during ABBL's 2007 investigation (see report Section 1.4.3).

Table 3B
Cover Soil Analytical Results
Detected Metal Concentrations

Cover Soil Report
Former CalCompact Landfill
Carson, California

Dry Wt. Conc.*	Reported Conc.*	VQ	LQ	MDL	PQL	Units	Boring ID	Sample ID	Landfill Cell	Primary (P0) or Dup (D)	Com-posite	Depth (ft bgs)
Barium												
215.0000	215			0.184	0.560	mg/kg	SBT08	SBT08-0.5-5.0	A2	P0	COMP	0.000
215.0000	215			0.190	0.580	mg/kg	SBT09	SBT09-4.0	A2	P0		4.000
214.0000	214			0.170	0.520	mg/kg	SBIJ	SBIJ-0.5	A3	P0	COMP	0.500
214.0000	214			0.200	0.610	mg/kg	SBV10-T1	SBV10-T1-4.5	A2	P0		4.500
213.0000	213			0.170	0.520	mg/kg	SBNOP	SBNOP-0.5	A5	P0	COMP	0.500
213.0000	213			0.184	0.560	mg/kg	SBQ12	SBQ12-15.0	A5	P0		15.000
211.0000	211			0.174	0.530	mg/kg	SBG05	SBG105-0.5	A3	D		0.500
211.0000	211			0.197	0.600	mg/kg	SBU09-P1	SBU109-PS1-4.0	A2	D		4.000
210.2138	177			2.5	5.0	mg/kg	SBL02	A2-L2-SB18-10'-D	A2	P0		10.000
210.0000	210			0.220	0.670	mg/kg	SBF07-P1	SBF07-PS1-15.0	A3	P0		15.000
210.0000	210			0.174	0.530	mg/kg	SBI06	SBI06-0.5	A4	P0		0.500
210.0000	210			0.187	0.570	mg/kg	SBP09	SBP09-0.5-10.0	A4	P0	COMP	0.000
210.0000	210			0.170	0.520	mg/kg	SBP11	SBP11-0.5	A5	P0		0.500
210.0000	210			0.207	0.630	mg/kg	SBS06-T2	SBS06-T2-7.5	A2	P0		7.500
209.0000	209			0.193	0.590	mg/kg	SBI03	SBI03-4.0	A4	P0		4.000
208.0000	208			0.170	0.520	mg/kg	SBK11	SBK11-0.5	A3	P0		0.500
208.0000	208			0.197	0.600	mg/kg	SBQRST	SBQRST-PS-5.0	A5	P0	COMP	5.000
208.0000	208			0.180	0.550	mg/kg	SBR08	SBR08-0.5-5.0	A2	P0	COMP	0.000
208.0000	208			0.184	0.560	mg/kg	SBV09-T2	SBV09-T2-0.5-5.0	A2	P0	COMP	0.000
207.0000	207			0.193	0.590	mg/kg	SBN04	SBN04-15.0-20.0	A2	P0	COMP	0.000
207.0000	207			0.200	0.610	mg/kg	SBO08	SBO08-10.0	A4	P0		10.000
207.0000	207			0.170	0.520	mg/kg	SBS09	SBS09-0.5	A2	P0		0.500
206.0000	206			0.190	0.580	mg/kg	SBQ13-P1	SBQ13-PS1-7.5	A5	P0		7.500
206.0000	206			0.207	0.630	mg/kg	SBU09-T1	SBU09-T1-8.5	A2	P0		8.500
205.0000	205			0.174	0.530	mg/kg	SBJ06	SBJ06-0.5	A4	P0		0.500
205.0000	205			0.184	0.560	mg/kg	SBT10	SBT10-0.5-3.0	A2	P0	COMP	0.000
205.0000	205			0.184	0.560	mg/kg	SBU09-T1	SBU09-T1-0.5-3.0	A2	P0	COMP	0.000
205.0000	205			0.203	0.620	mg/kg	SBU11	SBU11-5.5	A2	P0		5.500
204.0000	204			0.167	0.510	mg/kg	SBJ09	SBJ09-0.5	A3	P0		0.500
204.0000	204			0.207	0.630	mg/kg	SBP06	SBP06-24.0	A2	P0		24.000
204.0000	204			0.187	0.570	mg/kg	SBQ09	SBQ09-15.0	A4	P0		15.000
204.0000	204			0.170	0.520	mg/kg	SBU11	SBU11-0.5	A2	P0		0.500
203.0000	203			0.187	0.570	mg/kg	SBS10	SBS10-0.5-8.0	A2	P0	COMP	0.000
202.0000	202			0.184	0.560	mg/kg	SBI12	SBI112-5.0	A3	D		5.000
202.0000	202			0.184	0.560	mg/kg	SBN13-P1	SBN13-PS1-4.5	A5	P0		4.500
202.0000	202			0.177	0.540	mg/kg	SBV11	SBV11-0.5-1.5	A2	P0	COMP	0.000
200.0000	200			0.174	0.530	mg/kg	SBIJ	SBIJ-1.0	A3	P0	COMP	1.000
200.0000	200			0.220	0.670	mg/kg	SBO11	SBO11-4.0	A5	P0		4.000
200.0000	200			0.177	0.540	mg/kg	SBQ08	SBQ08-0.5-5.0	A2	P0	COMP	0.000
199.7664	171			2.5	5.0	mg/kg	SBL02	A2-L2-SB18-5'-D-Dup	A2	D		5.000
199.2797	166			2.5	5.0	mg/kg	SBJ02	A2-J2-SB20-9'-D	A2	P0		9.000
199.0000	199			0.197	0.600	mg/kg	SBH10	SBH10-18.5	A3	P0		18.500
199.0000	199			0.193	0.590	mg/kg	SBO10	SBO10-0.5-10.0	A4	P0	COMP	0.000
199.0000	199		J	0.180	0.550	mg/kg	SBP03-T2	SBP103-T2-4.0	A2	D		4.000
199.0000	199			0.187	0.570	mg/kg	SBU09	SBU09-0.5-10.0	A2	P0	COMP	0.000

Notes: Results sorted by: 1) parameter; 2) highest to lowest detected concentration; VQ - ABBL validation flag; LQ - lab qualifier; "J" - the result is an estimated quantity; "D" - analysis required dilution; "B" - analyte detected in blank; composite samples are indicated by the abbreviation "COMP". *The 2006 Tetra Tech results were converted from wet weight to dry weight based on depth-discrete average moisture content measured during ABBL's 2007 investigation (see report Section 1.4.3).

Table 3B
Cover Soil Analytical Results
Detected Metal Concentrations

Cover Soil Report
Former CalCompact Landfill
Carson, California

Dry Wt. Conc.*	Reported Conc.*	VQ	LQ	MDL	PQL	Units	Boring ID	Sample ID	Landfill Cell	Primary (P0) or Dup (D)	Com-posite	Depth (ft bgs)
Barium												
198.3299	190			2.5	5.0	mg/kg	SBN03	A2-N3-SB43-CM-0.5'-5'	A2	P0	COMP	0.000
198.0000	198			0.187	0.570	mg/kg	SBJ11	SBJ11-0.5-5.0	A3	P0	COMP	0.000
197.0000	197			0.207	0.630	mg/kg	SBI04	SBI04-8.0	A4	P0		8.000
197.0000	197			0.180	0.550	mg/kg	SBN10	SBN10-0.5-5.0	A4	P0	COMP	0.000
196.0000	196			0.187	0.570	mg/kg	SBO06	SBO06-0.5-15.0	A2	P0	COMP	0.000
196.0000	196			0.180	0.550	mg/kg	SBS13-P1	SBS13-PS1-4.0	A5	P0		4.000
196.0000	196			0.200	0.610	mg/kg	SBT11	SBT11-9.0	A2	P0		9.000
195.9620	165			2.5	5.0	mg/kg	SBL02	A2-L2-SB18-10'-D-Dup	A2	D		10.000
195.0000	195			0.193	0.590	mg/kg	SBQ10	SBQ10-0.5-10.0	A4	P0	COMP	0.000
195.0000	195			0.197	0.600	mg/kg	SBU12	SBU12-7.0	A2	P0		7.000
194.0000	194			0.207	0.630	mg/kg	SBR07	SBR07-8.0	A2	P0		8.000
194.0000	194			0.174	0.530	mg/kg	SBTU	SBTU-0.5	A2	P0	COMP	0.500
193.1106	185			2.5	5.0	mg/kg	SBO02	A2-O2-SB15-CM-0.5'-5'	A2	P0	COMP	0.000
193.0000	193			0.177	0.540	mg/kg	SBL06	SBL06-0.5-2.0	A4	P0	COMP	0.000
193.0000	193			0.190	0.580	mg/kg	SBN05	SBN05-15.0-20.0	A2	P0	COMP	0.000
192.0000	192			0.203	0.620	mg/kg	SBL07	SBL07-6.5	A4	P0		6.500
192.0000	192			0.197	0.600	mg/kg	SBQ05	SBQ05-21.5	A2	P0		21.500
192.0000	192			0.193	0.590	mg/kg	SBR08	SBR08-9.0	A2	P0		9.000
191.0000	191			0.203	0.620	mg/kg	SBG10-P1	SBG10-PS1-4.5	A3	P0		4.500
191.0000	191			0.170	0.520	mg/kg	SBK05	SBK05-0.5	A4	P0		0.500
191.0000	191			0.187	0.570	mg/kg	SBP07	SBP07-25.0	A2	P0		25.000
191.0000	191			0.187	0.570	mg/kg	SBQ09	SBQ09-0.5-10.0	A4	P0	COMP	0.000
191.0000	191			0.170	0.520	mg/kg	SBT09	SBT09-0.5	A2	P0		0.500
190.0000	190			0.187	0.570	mg/kg	SBK05	SBK05-3.5'	A4	P0		3.500
190.0000	190			0.187	0.570	mg/kg	SBL06	SBL06-4.5	A4	P0		4.500
190.0000	190			0.197	0.600	mg/kg	SBN10	SBN10-9.0	A4	P0		9.000
190.0000	190			0.190	0.580	mg/kg	SBP09	SBP09-15.0-20.0	A4	P0	COMP	0.000
190.0000	190			0.187	0.570	mg/kg	SBQ10	SBQ10-12.5	A4	P0		12.500
189.0000	189			0.213	0.650	mg/kg	SBJ12	SBJ12-10.0	A3	P0		10.000
189.0000	189			0.187	0.570	mg/kg	SBM08	SBM08-0.5-10.0	A4	P0	COMP	0.000
189.0000	189			0.184	0.560	mg/kg	SBP07	SBP07-0.5-10.0	A2	P0	COMP	0.000
188.0000	188			0.180	0.550	mg/kg	SBQ11	SBQ11-0.5-10.0	A5	P0	COMP	0.000
188.0000	188			0.177	0.540	mg/kg	SBV12	SBV12-0.5-1.5	A2	P0	COMP	0.000
187.0000	187			0.197	0.600	mg/kg	SBH09	SBH09-14.0	A3	P0		14.000
187.0000	187			0.170	0.520	mg/kg	SBI10	SBI10-0.5	A3	P0		0.500
187.0000	187			0.187	0.570	mg/kg	SBN09	SBN09-0.5-10.0	A4	P0	COMP	0.000
186.0000	186			0.197	0.600	mg/kg	SBM08	SBM08-10.0	A4	P0		10.000
186.0000	186			0.197	0.600	mg/kg	SBN09	SBN09-10.0	A4	P0		10.000
186.0000	186			0.187	0.570	mg/kg	SBO05	SBO05-0.5-15.0	A2	P0	COMP	0.000
186.0000	186			0.187	0.570	mg/kg	SBP04	SBP04-0.5-10.0	A2	P0	COMP	0.000
185.0000	185			0.170	0.520	mg/kg	SBF	SBF-1.0	A3	P0	COMP	1.000
185.0000	185			0.197	0.600	mg/kg	SBN04	SBN04-25.0	A2	P0		25.000
185.0000	185			0.180	0.550	mg/kg	SBR09	SBR09-0.5-10.0D	A2	D	COMP	0.000
184.0000	184			0.174	0.530	mg/kg	SBL07	SBL07-0.5-2.5	A4	P0	COMP	0.000
184.0000	184			0.203	0.620	mg/kg	SBM07	SBM07-5.0	A4	P0		5.000

Notes: Results sorted by: 1) parameter; 2) highest to lowest detected concentration; VQ - ABBL validation flag; LQ - lab qualifier; "J" - the result is an estimated quantity; "D" - analysis required dilution; "B" - analyte detected in blank; composite samples are indicated by the abbreviation "COMP". *The 2006 Tetra Tech results were converted from wet weight to dry weight based on depth-discrete average moisture content measured during ABBL's 2007 investigation (see report Section 1.4.3).

Table 3B
Cover Soil Analytical Results
Detected Metal Concentrations

Cover Soil Report
Former CalCompact Landfill
Carson, California

Dry Wt. Conc.*	Reported Conc.*	VQ	LQ	MDL	PQL	Units	Boring ID	Sample ID	Landfill Cell	Primary (P0) or Dup (D)	Com-posite	Depth (ft bgs)
Barium												
184.0000	184			0.170	0.520	mg/kg	SBM11	SBM11-0.5	A3	P0		0.500
184.0000	184			0.180	0.550	mg/kg	SBP05	SBP05-0.5-10.0	A2	P0	COMP	0.000
184.0000	184			0.184	0.560	mg/kg	SBR09	SBR09-0.5-10.0	A2	P0	COMP	0.000
183.7161	176			2.5	5.0	mg/kg	SBI02	A2-I2-SB21-0.5'-D	A2	P0		0.500
183.0000	183			0.167	0.510	mg/kg	SBM13-P2	SBM13-P2-0.5	A5	P0		0.500
183.0000	183			0.197	0.600	mg/kg	SBN01	SBN01-2T2-8.5	A2	P0		8.500
182.0000	182			0.170	0.520	mg/kg	SBL05	SBL05-0.5	A4	P0		0.500
182.0000	182			0.170	0.520	mg/kg	SBM07	SBM07-0.5	A4	P0		0.500
182.0000	182			0.203	0.620	mg/kg	SBS10	SBS10-13.0	A2	P0		13.000
181.0000	181			0.187	0.570	mg/kg	SBO05	SBO05-20.0	A2	P0		20.000
181.0000	181			0.187	0.570	mg/kg	SBO06	SBO06-20.0	A2	P0		20.000
180.0000	180			0.170	0.520	mg/kg	SBI08	SBI108-0.5	A3	D		0.500
180.0000	180			0.184	0.560	mg/kg	SBP10	SBP10-0.5-10.0	A4	P0	COMP	0.000
180.0000	180			0.197	0.600	mg/kg	SBR05-T2	SBR05-T2-5.5	A2	P0		5.500
179.0000	179			0.170	0.520	mg/kg	SBEF	SBEF-0.5	A3	P0	COMP	0.500
179.0000	179			0.170	0.520	mg/kg	SBK06	SBK06-0.5	A4	P0		0.500
179.0000	179			0.170	0.520	mg/kg	SBV10-T1	SBV10-T1-0.5	A2	P0		0.500
178.0000	178			0.187	0.570	mg/kg	SBJ03	SBJ03-6.5	A4	P0		6.500
178.0000	178			0.187	0.570	mg/kg	SBM13-P2	SBM13-PS2-7.5	A5	P0		7.500
178.0000	178			0.187	0.570	mg/kg	SBQ12	SBQ112-15.0	A5	D		15.000
177.4530	170			2.5	5.0	mg/kg	SBK02	A2-K2-SB19-CM-0.5'-5'	A2	P0	COMP	0.000
177.3810	149		J	2.5	5.0	mg/kg	SBI02	A2-I2-SB21-3'-D-Dup	A2	D		3.000
177.1084	147			2.5	5.0	mg/kg	SBH01	A1-H1-SB8-4'-D	A1	P0		4.000
177.0000	177			0.190	0.580	mg/kg	SBN08	SBN08-14.0	A4	P0		14.000
177.0000	177			0.177	0.540	mg/kg	SBP12	SBP12-0.5-5.0D	A5	D	COMP	0.000
176.1905	148			2.5	5.0	mg/kg	SBG02	A1-G2-SB23A-3'-D-Dup	A1	D		3.000
176.0000	176			0.170	0.520	mg/kg	SBH08	SBH08-0.5	A3	P0		0.500
176.0000	176			0.170	0.520	mg/kg	SBJ08	SBJ08-0.5	A3	P0		0.500
176.0000	176			0.170	0.520	mg/kg	SBJ09	SBJ109-0.5	A3	D		0.500
176.0000	176			0.170	0.520	mg/kg	SBK10	SBK10-0.5	A3	P0		0.500
175.3653	168			2.5	5.0	mg/kg	SBD03	A3-D3-SB33-CM-0.5'-5'	A3	P0	COMP	0.000
175.0000	175			0.184	0.560	mg/kg	SBJ03	SBJ03-0.5-3.0	A4	P0	COMP	0.000
175.0000	175			0.190	0.580	mg/kg	SBN01	SBN01-2T1-2T2	A2	P0	COMP	0.000
175.0000	175			0.177	0.540	mg/kg	SBP12	SBP12-0.5-5.0	A5	P0	COMP	0.000
175.0000	175			0.177	0.540	mg/kg	SBR10	SBR10-0.5-5.0	A5	P0	COMP	0.000
174.6988	145			2.5	5.0	mg/kg	SBA01	A1-A1-SB1-4'-D	A1	P0		4.000
174.0000	174			0.180	0.550	mg/kg	SBN06	SBN06-0.5-5.0	A4	P0	COMP	0.000
174.0000	174			0.193	0.590	mg/kg	SBQ07	SBQ07-8.0	A2	P0		8.000
173.2777	166			2.5	5.0	mg/kg	SBP03	A2-P3-SB45-CM-0.5'-10'	A2	P0	COMP	0.000
173.0000	173			0.170	0.520	mg/kg	SBL11	SBL11-0.5	A3	P0		0.500
173.0000	173			0.190	0.580	mg/kg	SBO07	SBO07-0.5-15.0	A4	P0	COMP	0.000
172.6190	145			2.5	5.0	mg/kg	SBG02	A1-G2-SB23A-3'-D	A1	P0		3.000
172.0000	172			0.170	0.520	mg/kg	SBK04	SBK04-0.5	A4	P0		0.500
172.0000	172			0.170	0.520	mg/kg	SBK08	SBK08-0.5	A4	P0		0.500
172.0000	172			0.187	0.570	mg/kg	SBP07	SBP07-15.0-20.0D	A2	D	COMP	0.000

Notes: Results sorted by: 1) parameter; 2) highest to lowest detected concentration; VQ - ABBL validation flag; LQ - lab qualifier; "J" - the result is an estimated quantity; "D" - analysis required dilution; "B" - analyte detected in blank; composite samples are indicated by the abbreviation "COMP". *The 2006 Tetra Tech results were converted from wet weight to dry weight based on depth-discrete average moisture content measured during ABBL's 2007 investigation (see report Section 1.4.3).

Table 3B
Cover Soil Analytical Results
Detected Metal Concentrations

Cover Soil Report
Former CalCompact Landfill
Carson, California

Dry Wt. Conc.*	Reported Conc.*	VQ	LQ	MDL	PQL	Units	Boring ID	Sample ID	Landfill Cell	Primary (P0) or Dup (D)	Com-posite	Depth (ft bgs)
Barium												
172.0000	172			0.177	0.540	mg/kg	SBR13-P1	SBR13-PS1-11.5	A5	P0		11.500
172.0000	172			0.210	0.640	mg/kg	SBU09-T3	SBU09-T3-8.5	A2	P0		8.500
171.1900	164		J	2.5	5.0	mg/kg	SBB03	A3-B3-SB31-CM-0.5'-8'	A3	P0	COMP	0.000
171.0000	171			0.216	0.660	mg/kg	SBF06-P1	SBF06-PS1-15.0	A3	P0		15.000
171.0000	171			0.170	0.520	mg/kg	SBH05	SBH105-0.5	A3	D		0.500
171.0000	171			0.167	0.510	mg/kg	SBI08	SBI08-0.5	A3	P0		0.500
171.0000	171			0.187	0.570	mg/kg	SBJ12	SBJ12-0.5-5.0	A3	P0	COMP	0.000
171.0000	171			0.193	0.590	mg/kg	SBKLM2	SBKLM-PS-5.0	A3,	P0	COMP	5.000
171.0000	171			0.187	0.570	mg/kg	SBM08	SBM08-14.5	A4	P0		14.500
170.0000	170			0.184	0.560	mg/kg	SBG10-P1	SBG110-PS1-4.5	A3	D		4.500
170.0000	170			0.184	0.560	mg/kg	SBM04	SBM04-0.5-10.0	A2	P0	COMP	0.000
170.0000	170			0.187	0.570	mg/kg	SBP07	SBP07-15.0-20.0	A2	P0	COMP	0.000
170.0000	170			0.190	0.580	mg/kg	SBP08	SBP08-15.0-20.0	A4	P0	COMP	0.000
169.4712	141			2.5	5.0	mg/kg	SBN01	A2-N1-SB14-8'-D	A2	P0		8.000
169.0000	169			0.174	0.530	mg/kg	SBG07	SBG07-0.5	A3	P0		0.500
169.0000	169			0.170	0.520	mg/kg	SBH05	SBH05-0.5	A3	P0		0.500
169.0000	169			0.200	0.610	mg/kg	SBO07	SBO07-19.5	A4	P0		19.500
169.0000	169			0.180	0.550	mg/kg	SBQ07	SBQ07-0.5-5.0	A2	P0	COMP	0.000
169.0000	169			0.197	0.600	mg/kg	SBV09-T2	SBV09-T2-9.0	A2	P0		9.000
168.2692	140			2.5	5.0	mg/kg	SBN02	A2-N2-SB16-8'-D	A2	P0		8.000
168.0000	168			0.193	0.590	mg/kg	SBP06	SBP06-15.0-20.0	A2	P0	COMP	0.000
168.0000	168			0.170	0.520	mg/kg	SBR11	SBR11-0.5	A5	P0		0.500
167.0000	167			0.203	0.620	mg/kg	SBF08-P1	SBF08-PS1-6.5	A3	P0		6.500
167.0000	167			0.177	0.540	mg/kg	SBO08	SBO08-0.5-5.0	A4	P0	COMP	0.000
167.0000	167		J	0.190	0.580	mg/kg	SBP10	SBP110-15.0	A4	D		15.000
166.0000	166			0.180	0.550	mg/kg	SBFG	SBFG-1.0	A3	P0	COMP	1.000
166.0000	166			0.184	0.560	mg/kg	SBL05	SBL05-4.0	A4	P0		4.000
166.0000	166			0.197	0.600	mg/kg	SBS12	SBS12-5.0	A5	P0		5.000
166.0000	166			0.177	0.540	mg/kg	SBT11	SBT11-0.5-5.0	A2	P0	COMP	0.000
166.0000	166			0.190	0.580	mg/kg	SBV09-T1	SBV09-T1-9.0	A2	P0		9.000
165.0000	165			0.184	0.560	mg/kg	SBN04	SBN04-0.5-10.0	A2	P0	COMP	0.000
165.0000	165			0.170	0.520	mg/kg	SBO12	SBO112-0.5	A5	D		0.500
165.0000	165			0.187	0.570	mg/kg	SBP08	SBP08-24.5	A4	P0		24.500
164.0000	164			0.170	0.520	mg/kg	SBM09	SBM09-0.5	A4	P0		0.500
164.0000	164			0.187	0.570	mg/kg	SBR12	SBR12-17.0	A5	P0		17.000
163.0000	163		J	0.170	0.520	mg/kg	SBG06	SBG06-0.5	A3	P0		0.500
163.0000	163			0.170	0.520	mg/kg	SBI09	SBI09-0.5	A3	P0		0.500
163.0000	163			0.197	0.600	mg/kg	SBJ13-P2	SBJ13-PS2-8.5	A3	P0		8.500
163.0000	163			0.170	0.520	mg/kg	SBK03	SBK03-0.5	A4	P0		0.500
163.0000	163			0.190	0.580	mg/kg	SBU08-T2	SBU08-T2-7.5	A2	P0		7.500
162.8392	156			2.5	5.0	mg/kg	SBC03	A3-C3-SB32-CM-0.5'-5'	A3	P0	COMP	0.000
162.8392	156			2.5	5.0	mg/kg	SBL03	A2-L3-SB41-CM-0.5'-5'	A2	P0	COMP	0.000
162.0000	162			0.180	0.550	mg/kg	SBO04	SBO04-0.5-5.0	A2	P0	COMP	0.000
162.0000	162			0.174	0.530	mg/kg	SBO12	SBO12-0.5	A5	P0		0.500
162.0000	162			0.174	0.530	mg/kg	SBP06	SBP06-0.5-10.0	A2	P0	COMP	0.000

Notes: Results sorted by: 1) parameter; 2) highest to lowest detected concentration; VQ - ABBL validation flag; LQ - lab qualifier; "J" - the result is an estimated quantity; "D" - analysis required dilution; "B" - analyte detected in blank; composite samples are indicated by the abbreviation "COMP". *The 2006 Tetra Tech results were converted from wet weight to dry weight based on depth-discrete average moisture content measured during ABBL's 2007 investigation (see report Section 1.4.3).

Table 3B
Cover Soil Analytical Results
Detected Metal Concentrations

Cover Soil Report
Former CalCompact Landfill
Carson, California

Dry Wt. Conc.*	Reported Conc.*	VQ	LQ	MDL	PQL	Units	Boring ID	Sample ID	Landfill Cell	Primary (P0) or Dup (D)	Com-posite	Depth (ft bgs)
Barium												
162.0000	162			0.184	0.560	mg/kg	SBP13-P1	SBP13-PS1-3.0	A5	P0		3.000
161.3260	146			2.5	5.0	mg/kg	SBE01	A1-E1-SB5-2'-D	A1	P0		2.000
161.0000	161			0.187	0.570	mg/kg	SBK03	SBK03-4.0	A4	P0		4.000
161.0000	161			0.187	0.570	mg/kg	SBL12	SBL12-5.0	A3	P0		5.000
161.0000	161			0.190	0.580	mg/kg	SBS11	SBS11-5.0	A5	P0		5.000
160.0000	160			0.180	0.550	mg/kg	SBM04	SBM04-15.0	A2	P0		15.000
160.0000	160			0.187	0.570	mg/kg	SBN07	SBN07-0.5-10.0	A4	P0	COMP	0.000
159.0000	159			0.170	0.520	mg/kg	SBEF	SBEF-1.0	A3	P0	COMP	1.000
159.0000	159			0.193	0.590	mg/kg	SBN05	SBN05-25.0	A2	P0		25.000
159.0000	159			0.207	0.630	mg/kg	SBT08-P1	SBT08-PS1-3.0	A2	P0		3.000
158.0000	158			0.170	0.520	mg/kg	SBFG	SBFG-0.5	A3	P0	COMP	0.500
158.0000	158			0.184	0.560	mg/kg	SBJ04	SBJ04-7.0	A4	P0		7.000
158.0000	158			0.190	0.580	mg/kg	SBK04	SBK04-4.0	A4	P0		4.000
158.0000	158			0.170	0.520	mg/kg	SBM05	SBM05-0.5	A4	P0		0.500
157.0000	157			0.170	0.520	mg/kg	SBI05	SBI05-0.5	A4	P0		0.500
156.0000	156			0.170	0.520	mg/kg	SBM06	SBM06-0.5	A4	P0		0.500
156.0000	156			0.170	0.520	mg/kg	SBM12	SBM12-0.5	A3	P0		0.500
155.0000	155			0.197	0.600	mg/kg	SBG09	SBG09-18.0	A3	P0		18.000
155.0000	155			0.170	0.520	mg/kg	SBL10	SBL10-0.5	A4	P0		0.500
155.0000	155			0.184	0.560	mg/kg	SBP08	SBP08-0.5-10.0	A4	P0	COMP	0.000
154.0000	154			0.193	0.590	mg/kg	SBI10	SBI10-5.0	A3	P0		5.000
154.0000	154			0.180	0.550	mg/kg	SBI11	SBI11-0.5-5.0	A3	P0	COMP	0.000
154.0000	154			0.170	0.520	mg/kg	SBK09	SBK09-0.5	A4	P0		0.500
153.4447	147			2.5	5.0	mg/kg	SBG02	A1-G2-SB23A-0.5'-D-Dup	A1	D		0.500
153.0000	153			0.174	0.530	mg/kg	SBI03	SBI03-0.5	A4	P0		0.500
153.0000	153			0.167	0.510	mg/kg	SBL12	SBL12-0.5	A3	P0		0.500
153.0000	153			0.187	0.570	mg/kg	SBN06	SBN06-8.0	A4	P0		8.000
152.0000	152			0.187	0.570	mg/kg	SBI12	SBI12-5.0	A3	P0		5.000
152.0000	152			0.174	0.530	mg/kg	SBJ07	SBJ07-0.5	A4	P0		0.500
151.0000	151			0.187	0.570	mg/kg	SBE04-P1	SBE04-PS1-3.0	A3	P0		3.000
151.0000	151			0.170	0.520	mg/kg	SBH06	SBH106-0.5	A3	D		0.500
151.0000	151			0.210	0.640	mg/kg	SBH11-P1	SBH11-PS1-5.0	A3	P0		5.000
151.0000	151			0.177	0.540	mg/kg	SBP11	SBP11-5.0	A5	P0		5.000
151.0000	151			0.174	0.530	mg/kg	SBS11	SBS11-0.5	A5	P0		0.500
151.0000	151			0.167	0.510	mg/kg	SBV10-T2	SBV10-T2-0.5	A2	P0		0.500
150.0000	150			0.207	0.630	mg/kg	SBP04	SBP04-14.0	A2	P0		14.000
150.0000	150			0.177	0.540	mg/kg	SBQ05	SBQ05-0.5-10.0	A2	P0	COMP	0.000
149.0000	149			0.170	0.520	mg/kg	SBH06	SBH06-0.5	A3	P0		0.500
149.0000	149			0.190	0.580	mg/kg	SBH10	SBH10-5.0	A3	P0		5.000
148.0000	148			0.170	0.520	mg/kg	SBI07	SBI07-0.5	A3	P0		0.500
148.0000	148			0.184	0.560	mg/kg	SBP05	SBP05-15.0-20.0	A2	P0	COMP	0.000
148.0000	148			0.187	0.570	mg/kg	SBT08	SBT08-9.0	A2	P0		9.000
147.6190	124			2.5	5.0	mg/kg	SBF02	A1-F2-SB24-3'-D	A1	P0		3.000
147.1816	141			2.5	5.0	mg/kg	SBN01	A2-N1-SB14-CM-0.5'-5'	A2	P0	COMP	0.000
147.0000	147			0.193	0.590	mg/kg	SBN01-T1	SBN01-T1-T2	A2	P0	COMP	0.000

Notes: Results sorted by: 1) parameter; 2) highest to lowest detected concentration; VQ - ABBL validation flag; LQ - lab qualifier; "J" - the result is an estimated quantity; "D" - analysis required dilution; "B" - analyte detected in blank; composite samples are indicated by the abbreviation "COMP". *The 2006 Tetra Tech results were converted from wet weight to dry weight based on depth-discrete average moisture content measured during ABBL's 2007 investigation (see report Section 1.4.3).

Table 3B
Cover Soil Analytical Results
Detected Metal Concentrations

Cover Soil Report
Former CalCompact Landfill
Carson, California

Dry Wt. Conc.*	Reported Conc.*	VQ	LQ	MDL	PQL	Units	Boring ID	Sample ID	Landfill Cell	Primary (P0) or Dup (D)	Com-posite	Depth (ft bgs)
Barium												
147.0000	147			0.184	0.560	mg/kg	SBN08	SBN08-0.5-14.0	A4	P0	COMP	0.000
146.1378	140			2.5	5.0	mg/kg	SBA02	A1-A2-SB29-CM-0.5'-5'	A1	P0	COMP	0.000
146.0000	146	J		0.207	0.630	mg/kg	SBF05-P2	SBF05-PS2-15.0	A3	P0		15.000
145.0000	145			0.170	0.520	mg/kg	SBK12	SBK12-7.0	A3	P0		7.000
145.0000	145			0.190	0.580	mg/kg	SBN01-T1	SBN01-T1-T2D	A2	D	COMP	0.000
144.0000	144			0.187	0.570	mg/kg	SBH09	SBH09-0.5-10.0	A3	P0	COMP	0.000
144.0000	144			0.184	0.560	mg/kg	SBJ13-P1	SBJ13-PS1-2.5	A3	P0		2.500
143.0288	119			2.5	5.0	mg/kg	SBL03	A2-L3-SB41-8'-D	A2	P0		8.000
143.0000	143			0.187	0.570	mg/kg	SBH10	SBH10-0.5-15.0	A3	P0	COMP	0.000
143.0000	143			0.170	0.520	mg/kg	SBJ10	SBJ110-0.5	A3	D		0.500
142.8571	120			2.5	5.0	mg/kg	SBF03	A3-F3-SB35-3'-D-Dup	A3	D		3.000
142.5414	129			2.5	5.0	mg/kg	SBD01	A1-D1-SB4-2'-D	A1	P0		2.000
142.2122	126			2.5	5.0	mg/kg	SBM01	A2-M1-SB13-7'-D	A2	P0		7.000
142.0000	142			0.184	0.560	mg/kg	SBF06	SBF06-0.5-4.0	A3	P0	COMP	0.000
142.0000	142			0.170	0.520	mg/kg	SBGH	SBGH-1.0	A3	P0	COMP	1.000
142.0000	142			0.170	0.520	mg/kg	SBI04	SBI04-0.5-3.0	A4	P0	COMP	0.000
141.9624	136			2.5	5.0	mg/kg	SBA01	A1-A1-SB1-0.5'-D	A1	P0		0.500
141.9624	136			2.5	5.0	mg/kg	SBL02	A2-L2-SB18-CM-0.5'-5'	A2	P0	COMP	0.000
141.3302	119			2.5	5.0	mg/kg	SBM03	A2-M3-SB42-10'-D-Dup	A2	D		10.000
141.0000	141			0.167	0.510	mg/kg	SBO11	SBO11-0.5	A5	P0		0.500
140.4762	118			2.5	5.0	mg/kg	SBI01	A2-I1-SB9-3'-D	A2	P0		3.000
140.0000	140			0.200	0.610	mg/kg	SBI11	SBI11-10.0	A3	P0		10.000
140.0000	140			0.207	0.630	mg/kg	SBM06	SBM06-4.5	A4	P0		4.500
140.0000	140			0.170	0.520	mg/kg	SBV10-T3	SBV10-T3-8.0	A2	P0		8.000
139.2857	117			2.5	5.0	mg/kg	SBF04	A3-F4-SB55-3'-D	A3	P0		3.000
139.2557	116			2.5	5.0	mg/kg	SBO03	A2-O3-SB44-9'-D	A2	P0		9.000
139.0000	139			0.170	0.520	mg/kg	SBGH	SBGH-0.5	A3	P0	COMP	0.500
139.0000	139			0.170	0.520	mg/kg	SBI09	SBI109-0.5	A3	D		0.500
139.0000	139			0.177	0.540	mg/kg	SBK12	SBK12-0.5-2.0	A3	P0	COMP	0.000
138.8309	133			2.5	5.0	mg/kg	SBF02	A1-F2-SB24-0.5'-D	A1	P0		0.500
138.8262	123			2.5	5.0	mg/kg	SBE03	A3-E3-SB34-7'-D	A3	P0		7.000
138.1215	125			2.5	5.0	mg/kg	SBA03	A3-A3-SB30-2'-D	A3	P0		2.000
138.0000	138			0.170	0.520	mg/kg	SBH07	SBH07-0.5	A3	P0		0.500
138.0000	138			0.170	0.520	mg/kg	SBJ10	SBJ10-0.5	A3	P0		0.500
136.5796	115			2.5	5.0	mg/kg	SBN03	A2-N3-SB43-10'-D	A2	P0		10.000
136.0000	136			0.177	0.540	mg/kg	SBF05	SBF05-0.5-2.0	A3	P0	COMP	0.000
135.6994	130			2.5	5.0	mg/kg	SBE02	A1-E2-SB25-0.5'-D	A1	P0		0.500
135.0000	135			0.177	0.540	mg/kg	SBV10-T4	SBV10-T4-T3	A2	P0	COMP	0.000
134.6555	129			2.5	5.0	mg/kg	SBJ02	A2-J2-SB20-CM-0.5'-5'	A2	P0	COMP	0.000
133.6117	128			2.5	5.0	mg/kg	SBA03	A3-A3-SB30-0.5'-D	A3	P0		0.500
133.1828	118			2.5	5.0	mg/kg	SBK01	A2-K1-SB11-7'-D	A2	P0		7.000
132.5678	127			2.5	5.0	mg/kg	SBK02	A2-K2-SB19-CM-0.5'-5'-Dup	A2	D	COMP	0.000
132.0542	117			2.5	5.0	mg/kg	SBK02	A2-K2-SB19-7'-D-Dup	A2	D		7.000
132.0000	132			0.174	0.530	mg/kg	SBG08	SBG08-0.5-3.0	A3	P0	COMP	0.000
131.5240	126			2.5	5.0	mg/kg	SBB01	A1-B1-SB2-0.5'-D	A1	P0		0.500

Notes: Results sorted by: 1) parameter; 2) highest to lowest detected concentration; VQ - ABBL validation flag; LQ - lab qualifier; "J" - the result is an estimated quantity; "D" - analysis required dilution; "B" - analyte detected in blank; composite samples are indicated by the abbreviation "COMP". *The 2006 Tetra Tech results were converted from wet weight to dry weight based on depth-discrete average moisture content measured during ABBL's 2007 investigation (see report Section 1.4.3).

Table 3B
Cover Soil Analytical Results
Detected Metal Concentrations

Cover Soil Report
Former CalCompact Landfill
Carson, California

Dry Wt. Conc.*	Reported Conc.*	VQ	LQ	MDL	PQL	Units	Boring ID	Sample ID	Landfill Cell	Primary (P0) or Dup (D)	Com-posite	Depth (ft bgs)
Barium												
130.4802	125			2.5	5.0	mg/kg	SBD01	A1-D1-SB4-0.5'-D	A1	P0		0.500
130.0000	130			0.187	0.570	mg/kg	SBU09-T2	SBU09-T2-0.5-10.0	A2	P0	COMP	0.000
129.4363	124			2.5	5.0	mg/kg	SBB02	A1-B2-SB28-CM-0.5'-5'	A1	P0	COMP	0.000
129.2818	117			2.5	5.0	mg/kg	SBB01	A1-B1-SB2-2'-D	A1	P0		2.000
129.0000	129			0.187	0.570	mg/kg	SBG09	SBG09-0.5-15.0	A3	P0	COMP	0.000
128.4404	112			2.5	5.0	mg/kg	SBD03	A3-D3-SB33-12'-D	A3	P0		12.000
128.3925	123			2.5	5.0	mg/kg	SBD02	A1-D2-SB26-CM-0.5'-5'	A1	P0	COMP	0.000
127.7108	106			2.5	5.0	mg/kg	SBB03	A3-B3-SB31-13'-D	A3	P0		13.000
127.4038	106			2.5	5.0	mg/kg	SBB02	A1-B2-SB28-8'-D	A1	P0		8.000
127.4038	106			2.5	5.0	mg/kg	SBG04	A3-G4-SB56-8'-D	A3	P0		8.000
127.3486	122			2.5	5.0	mg/kg	SBE02	A1-E2-SB25-0.5'-D-Dup	A1	D		0.500
127.0000	127			0.187	0.570	mg/kg	SBG09	SBG09-5.0	A3	P0		5.000
126.1905	106			2.5	5.0	mg/kg	SBF03	A3-F3-SB35-3'-D	A3	P0		3.000
126.0000	126			0.197	0.600	mg/kg	SBF06	SBF06-8.0	A3	P0		8.000
125.0000	104			2.5	5.0	mg/kg	SBA02	A1-A2-SB29-8'-D	A1	P0		8.000
124.2171	119			2.5	5.0	mg/kg	SBG02	A1-G2-SB23A-0.5'-D	A1	P0		0.500
124.1535	110			2.5	5.0	mg/kg	SBK02	A2-K2-SB19-7'-D	A2	P0		7.000
124.0000	124			0.187	0.570	mg/kg	SBP03-T1	SBP03-T1-T2	A2	P0	COMP	0.000
123.1733	118			2.5	5.0	mg/kg	SBH02	A1-H2-SB22-CM-0.5'-10'	A1	P0	COMP	0.000
123.1733	118			2.5	5.0	mg/kg	SBI02	A2-I2-SB21-0.5'-D-Dup	A2	D		0.500
123.1733	118			2.5	5.0	mg/kg	SBK01	A2-K1-SB11-CM-0.5'-5'	A2	P0	COMP	0.000
123.0248	109			2.5	5.0	mg/kg	SBC02	A1-C2-SB27-7'-D	A1	P0		7.000
123.0000	123			0.170	0.520	mg/kg	SBI12	SBI12-0.5	A3	P0		0.500
123.0000	123			0.184	0.560	mg/kg	SBO13-P1	SBO13-PS1-3.0	A5	P0		3.000
122.1294	117			2.5	5.0	mg/kg	SBH01	A1-H1-SB8-0.5'-D	A1	P0		0.500
121.5596	106			2.5	5.0	mg/kg	SBH02	A1-H2-SB22-12'-D	A1	P0		12.000
121.4286	102			2.5	5.0	mg/kg	SBG03	A3-G3-SB36-3'-D-Dup	A3	D		3.000
121.0856	116			2.5	5.0	mg/kg	SBF04	A3-F4-SB55-0.5'-D	A3	P0		0.500
121.0856	116			2.5	5.0	mg/kg	SBG03	A3-G3-SB36-0.5'-D	A3	P0		0.500
120.0480	100			2.5	5.0	mg/kg	SBJ01	A2-J1-SB10-9'-D	A2	P0		9.000
120.0418	115			2.5	5.0	mg/kg	SBL01	A2-L1-SB12-CM-0.5'-5'	A2	P0	COMP	0.000
118.9979	114			2.5	5.0	mg/kg	SBM01	A2-M1-SB13-CM-0.5'-5'	A2	P0	COMP	0.000
117.9541	113			2.5	5.0	mg/kg	SBE03	A3-E3-SB34-CM-0.5'-5'	A3	P0	COMP	0.000
116.9834	98.5			2.5	5.0	mg/kg	SBM03	A2-M3-SB42-10'-D	A2	P0		10.000
115.8664	111			2.5	5.0	mg/kg	SBO03	A2-O3-SB44-CM-0.5'-4'	A2	P0	COMP	0.000
114.9171	104			2.5	5.0	mg/kg	SBH03	A3-H3-SB37-2'-D	A3	P0		2.000
114.0000	114			0.213	0.650	mg/kg	SBO09	SBO09-25.0	A4	P0		25.000
113.8554	94.5			2.5	5.0	mg/kg	SBB03	A3-B3-SB31-13'-D-Dup	A3	D		13.000
113.0000	113			0.193	0.590	mg/kg	SBG09-P1	SBG09-PS1-5.0	A3	P0		5.000
112.7349	108			2.5	5.0	mg/kg	SBN02	A2-N2-SB16-CM-0.5'-5'	A2	P0	COMP	0.000
112.7336	96.5			2.5	5.0	mg/kg	SBE02	A1-E2-SB25-5'-D	A1	P0		5.000
112.0000	112			0.197	0.600	mg/kg	SBU10	SBU10-8.0	A2	P0		8.000
111.6910	107			2.5	5.0	mg/kg	SBC02	A1-C2-SB27-CM-0.5'-5'	A1	P0	COMP	0.000
111.6910	107			2.5	5.0	mg/kg	SBG01	A1-G1-SB7-0.5'-D	A1	P0		0.500
111.1738	98.5			2.5	5.0	mg/kg	SBD02	A1-D2-SB26-7'-D	A1	P0		7.000

Notes: Results sorted by: 1) parameter; 2) highest to lowest detected concentration; VQ - ABBL validation flag; LQ - lab qualifier; "J" - the result is an estimated quantity; "D" - analysis required dilution; "B" - analyte detected in blank; composite samples are indicated by the abbreviation "COMP". *The 2006 Tetra Tech results were converted from wet weight to dry weight based on depth-discrete average moisture content measured during ABBL's 2007 investigation (see report Section 1.4.3).

Table 3B
Cover Soil Analytical Results
Detected Metal Concentrations

Cover Soil Report
Former CalCompact Landfill
Carson, California

Dry Wt. Conc.*	Reported Conc.*	VQ	LQ	MDL	PQL	Units	Boring ID	Sample ID	Landfill Cell	Primary (P0) or Dup (D)	Com-posite	Depth (ft bgs)
Barium												
111.0000	111			0.187	0.570	mg/kg	SBP03-T1	SBP03-T1-T2D	A2	D	COMP	0.000
110.9813	95.0			2.5	5.0	mg/kg	SBE02	A1-E2-SB25-5'-D-Dup	A1	D		5.000
109.5238	92.0			2.5	5.0	mg/kg	SBG03	A3-G3-SB36-3'-D	A3	P0		3.000
109.0000	109			0.184	0.560	mg/kg	SBL13-P1	SBL13-PS1-9.5	A3	P0		9.500
109.0000	109			0.187	0.570	mg/kg	SBO02-T1	SBO02-T1-T2	A2	P0	COMP	0.000
107.5157	103			2.5	5.0	mg/kg	SBF03	A3-F3-SB35-0.5'-D-Dup	A3	D		0.500
107.0000	107			0.184	0.560	mg/kg	SBR05-T1	SBR05-T1-T2	A2	P0	COMP	0.000
106.6298	96.5			2.5	5.0	mg/kg	SBF01	A1-F1-SB6-2'-D	A1	P0		2.000
105.9524	89.0	J		2.5	5.0	mg/kg	SBI02	A2-I2-SB21-3'-D	A2	P0		3.000
105.4280	101			2.5	5.0	mg/kg	SBL02	A2-L2-SB18-CM-0.5'-5'-Dup	A2	D	COMP	0.000
104.3578	91.0			2.5	5.0	mg/kg	SBC03	A3-C3-SB32-12'-D	A3	P0		12.000
104.0000	104			0.197	0.600	mg/kg	SBO10	SBO10-13.0	A4	P0		13.000
103.8622	99.5			2.5	5.0	mg/kg	SBM03	A2-M3-SB42-CM-0.5'-5'-Dup	A2	D	COMP	0.000
103.0000	103			0.197	0.600	mg/kg	SBF05	SBF05-6.5	A3	P0		6.500
102.8184	98.5			2.5	5.0	mg/kg	SBE01	A1-E1-SB5-0.5'-D	A1	P0		0.500
102.8184	98.5			2.5	5.0	mg/kg	SBM02	A2-M2-SB17-CM-0.5'-5'	A2	P0	COMP	0.000
102.1445	90.5			2.5	5.0	mg/kg	SBL01	A2-L1-SB12-7'-D	A2	P0		7.000
101.7745	97.5			2.5	5.0	mg/kg	SBJ01	A3-J1-SB10-CM-0.5'-4'	A3	P0	COMP	0.000
100.7307	96.5			2.5	5.0	mg/kg	SBM03	A2-M3-SB42-CM-0.5'-5'	A2	P0	COMP	0.000
99.20000	99.2			0.170	0.520	mg/kg	SBL08	SBL08-0.5	A4	P0		0.500
98.64300	94.5			2.5	5.0	mg/kg	SBG04	A3-G4-SB56-CM-0.5'-3'	A3	P0	COMP	0.000
98.12110	94.0			2.5	5.0	mg/kg	SBF03	A3-F3-SB35-0.5'-D	A3	P0		0.500
97.59920	93.5			2.5	5.0	mg/kg	SBG03	A3-G3-SB36-0.5'-D-Dup	A3	D		0.500
97.30000	97.3			0.170	0.520	mg/kg	SBJ11	SBJ11-10.0	A3	P0		10.000
97.07720	93.0	J		2.5	5.0	mg/kg	SBB03	A3-B3-SB31-CM-0.5'-8'-Dup	A3	D	COMP	0.000
96.55530	92.5			2.5	5.0	mg/kg	SBC01	A1-C1-SB3-0.5'-D	A1	P0		0.500
96.00000	96.0			0.187	0.570	mg/kg	SBR11	SBR11-5.0	A5	P0		5.000
95.30270	91.3			2.5	5.0	mg/kg	SBH03	A3-H3-SB37-0.5'-D	A3	P0		0.500
95.10000	95.1			0.170	0.520	mg/kg	SBV09-T3	SBV09-T3-0.5-3.0	A2	P0	COMP	0.000
93.50000	93.5			0.184	0.560	mg/kg	SBG08-P1	SBG08-PS1-5.0	A3	P0		5.000
93.00000	93.0			0.170	0.520	mg/kg	SBM10	SBM10-0.5	A4	P0		0.500
92.30000	92.3			0.187	0.570	mg/kg	SBQ04-T1	SBQ04-T1-T2	A2	P0	COMP	0.000
91.85800	88.0			2.5	5.0	mg/kg	SBH04	A3-H4-SB55-0.5'-D	A3	P0		0.500
79.10000	79.1			0.184	0.560	mg/kg	SBS06-T1	SBS06-T1-T2	A2	P0	COMP	0.000
75.20000	75.2			0.180	0.550	mg/kg	SBT07-T1	SBT07-T1-T2	A2	P0	COMP	0.000
71.80000	71.8			0.177	0.540	mg/kg	SBU09-T3	SBU09-T3-0.5-3.5	A2	P0	COMP	0.000
71.50000	71.5			0.177	0.540	mg/kg	SBU08-T1	SBU08-T1-T2	A2	P0	COMP	0.000
69.70000	69.7			0.170	0.520	mg/kg	SBV09-T4	SBV09-T4-2.0	A2	P0		2.000
69.41540	66.5			2.5	5.0	mg/kg	SBI01	A2-I1-SB9-0.5'-D	A2	P0		0.500
67.60000	67.6			0.190	0.580	mg/kg	SBH09	SBH09-5.0	A3	P0		5.000
45.70000	45.7			0.174	0.530	mg/kg	SBV10-T2	SBV10-T2-5.0	A2	P0		5.000
Beryllium												
1.130000	1.13	J		0.00530	0.360	mg/kg	SBH10-P1	SBH110-PS1-15.0	A3	D		15.000
1.120000	1.12			0.00516	0.350	mg/kg	SBN12	SBN12-5.0	A5	P0		5.000

Notes: Results sorted by: 1) parameter; 2) highest to lowest detected concentration; VQ - ABBL validation flag; LQ - lab qualifier; "J" - the result is an estimated quantity; "D" - analysis required dilution; "B" - analyte detected in blank; composite samples are indicated by the abbreviation "COMP". *The 2006 Tetra Tech results were converted from wet weight to dry weight based on depth-discrete average moisture content measured during ABBL's 2007 investigation (see report Section 1.4.3).

Table 3B
Cover Soil Analytical Results
Detected Metal Concentrations

Cover Soil Report
Former CalCompact Landfill
Carson, California

Dry Wt. Conc.*	Reported Conc.*	VQ	LQ	MDL	PQL	Units	Boring ID	Sample ID	Landfill Cell	Primary (P0) or Dup (D)	Com-posite	Depth (ft bgs)
Beryllium												
1.090000	1.09			0.00479	0.325	mg/kg	SBV13-P1	SBV13-PS1-15.0	A2	P0		15.000
1.060000	1.06			0.00530	0.360	mg/kg	SBF05-P1	SBF05-PS1-15.0	A3	P0		15.000
1.060000	1.06			0.00501	0.340	mg/kg	SBI12-P1	SBI12-PS1-15.0	A3	P0		15.000
1.040000	1.04			0.00523	0.355	mg/kg	SBV11-P2	SBV11-PS2-15.0	A2	P0		15.000
1.020000	1.02			0.00501	0.340	mg/kg	SBU13-P1	SBU13-PS1-15.0	A2	P0		15.000
1.010000	1.01			0.00464	0.315	mg/kg	SBU09-P1	SBU09-PS1-4.0	A2	P0		4.000
1.000000	1.00			0.00479	0.325	mg/kg	SBN01-P1	SBN01-PS1-3.0	A2	P0		3.000
0.963000	0.963			0.00457	0.310	mg/kg	SBQ03	SBQ103-PS1-3.0	A2	D		3.000
0.961000	0.961			0.00412	0.280	mg/kg	SBN13-P1	SBN13-PS1-4.5	A5	P0		4.500
0.952000	0.952			0.00493	0.335	mg/kg	SBR05-P2	SBR05-PS2-3.5	A2	P0		3.500
0.948000	0.948			0.00501	0.340	mg/kg	SBI11-P1	SBI11-PS1-15.0	A3	P0		15.000
0.942000	0.942			0.00479	0.325	mg/kg	SBH10-P1	SBH10-PS1-5.0	A3	P0		5.000
0.931000	0.931			0.00486	0.330	mg/kg	SBE03-P1	SBE03-PS1-15.0	A3	P0		15.000
0.923000	0.923			0.00501	0.340	mg/kg	SBU09-P2	SBU09-PS2-3.5	A2	P0		3.500
0.906000	0.906			0.00427	0.290	mg/kg	SBP13-P2	SBP13-PS2-4.0	A5	P0		4.000
0.892000	0.892			0.00464	0.315	mg/kg	SBQ03-P1	SBQ03-PS1-3.0	A2	P0		3.000
0.882000	0.882			0.00479	0.325	mg/kg	SBS06-P1	SBS06-PS1-3.0	A2	P0		3.000
0.869000	0.869			0.00479	0.325	mg/kg	SBT07-P2	SBT07-PS2-3.5	A2	P0		3.500
0.851000	0.851			0.00464	0.315	mg/kg	SBO02-P1	SBO02-PS1-3.5	A2	P0		3.500
0.846000	0.846			0.00479	0.325	mg/kg	SBP03-P1	SBP03-PS1-4.5	A2	P0		4.500
0.845000	0.845			0.00471	0.320	mg/kg	SBK13-P1	SBK13-PS1-9.0	A3	P0		9.000
0.815000	0.815			0.00471	0.320	mg/kg	SBS06-P2	SBS06-PS2-3.0	A2	P0		3.000
0.799000	0.799			0.00457	0.310	mg/kg	SBQ04-P1	SBQ04-PS1-3.0	A2	P0		3.000
0.799000	0.799			0.00442	0.300	mg/kg	SBV12-P1	SBV12-PS1-15.0	A2	P0		15.000
0.786000	0.786			0.00479	0.325	mg/kg	SBP02-P1	SBP02-PS1-4.0	A2	P0		4.000
0.786000	0.786			0.00427	0.290	mg/kg	SBTUV	SBTUV-PS-5.0	A2,	P0	COMP	5.000
0.782000	0.782			0.00442	0.300	mg/kg	SBT07-P1	SBT107-PS1-3.0	A2	D		3.000
0.776000	0.776			0.00420	0.285	mg/kg	SBO01-P1	SBO01-PS1-4.5	A2	P0		4.500
0.766000	0.766			0.00449	0.305	mg/kg	SBV10-P1	SBV10-PS1-5.0	A2	P0		5.000
0.765000	0.765			0.00508	0.345	mg/kg	SBT13-P2	SBT113-PS2-15.0	A5	D		15.000
0.761000	0.761			0.00486	0.330	mg/kg	SBFG	SBFG-PS-5.0	A3	P0	COMP	5.000
0.761000	0.761			0.00523	0.355	mg/kg	SBT13-P2	SBT13-PS2-15.0	A5	P0		15.000
0.758000	0.758	J		0.00523	0.355	mg/kg	SBF05-P2	SBF105-PS2-15.0	A3	D		15.000
0.754000	0.754			0.00442	0.300	mg/kg	SBT07-P1	SBT07-PS1-3.0	A2	P0		3.000
0.742000	0.742			0.00508	0.345	mg/kg	SBV11-P1	SBV11-PS1-15.0	A2	P0		15.000
0.737000	0.737			0.00442	0.300	mg/kg	SBU09-P1	SBU109-PS1-4.0	A2	D		4.000
0.729000	0.729			0.00471	0.320	mg/kg	SBU09-P2	SBU109-PS2-3.5	A2	D		3.500
0.718000	0.718			0.00501	0.340	mg/kg	SBT13-P1	SBT13-PS1-15	A5	P0		15.000
0.717000	0.717			0.00464	0.315	mg/kg	SBT08-P1	SBT08-PS1-3.0	A2	P0		3.000
0.706000	0.706			0.00457	0.310	mg/kg	SBIJ	SBIJ-PS-5.0	A3	P0	COMP	5.000
0.702000	0.702	J		0.00508	0.345	mg/kg	SBH10-P1	SBH10-PS1-15.0	A3	P0		15.000
0.702000	0.702			0.00464	0.315	mg/kg	SBI04	SBI04-8.0	A4	P0		8.000
0.691000	0.691			0.00457	0.310	mg/kg	SBF08-P1	SBF08-PS1-6.5	A3	P0		6.500
0.679000	0.679			0.00449	0.305	mg/kg	SBM13-P1	SBM13-PS1-5.0	A3	P0		5.000
0.676000	0.676			0.00390	0.265	mg/kg	SBM13-P2	SBM13-P2-1.0	A5	P0		1.000

Notes: Results sorted by: 1) parameter; 2) highest to lowest detected concentration; VQ - ABBL validation flag; LQ - lab qualifier; "J" - the result is an estimated quantity; "D" - analysis required dilution; "B" - analyte detected in blank; composite samples are indicated by the abbreviation "COMP". *The 2006 Tetra Tech results were converted from wet weight to dry weight based on depth-discrete average moisture content measured during ABBL's 2007 investigation (see report Section 1.4.3).

Table 3B
Cover Soil Analytical Results
Detected Metal Concentrations

Cover Soil Report
Former CalCompact Landfill
Carson, California

Dry Wt. Conc.*	Reported Conc.*	VQ	LQ	MDL	PQL	Units	Boring ID	Sample ID	Landfill Cell	Primary (P0) or Dup (D)	Com-posite	Depth (ft bgs)
Beryllium												
0.676000	0.676			0.00464	0.315	mg/kg	SBR05-P1	SBR05-PS1-3.5	A2	P0		3.500
0.673000	0.673			0.00501	0.340	mg/kg	SBP12	SBP12-10.0	A5	P0		10.000
0.668000	0.668			0.00457	0.310	mg/kg	SBEF	SBEF-PS-5.0	A3	P0	COMP	5.000
0.654000	0.654			0.00493	0.335	mg/kg	SBF07-P1	SBF07-PS1-15.0	A3	P0		15.000
0.649000	0.649			0.00412	0.280	mg/kg	SBG10-P1	SBG110-PS1-4.5	A3	D		4.500
0.633000	0.633			0.00464	0.315	mg/kg	SBO02-T2	SBO02-T2-4.5	A2	P0		4.500
0.632000	0.632			0.00486	0.330	mg/kg	SBF06-P1	SBF06-PS1-15.0	A3	P0		15.000
0.631000	0.631			0.00442	0.300	mg/kg	SBF05	SBF05-6.5	A3	P0		6.500
0.623000	0.623			0.00427	0.290	mg/kg	SBN05	SBN05-15.0-20.0	A2	P0	COMP	0.000
0.620000	0.620			0.00383	0.260	mg/kg	SBN11	SBN11-0.5	A5	P0		0.500
0.615000	0.615			0.00493	0.335	mg/kg	SBP03-T2	SBP03-T2-4.0	A2	P0		4.000
0.603000	0.603			0.00427	0.290	mg/kg	SBN11	SBN11-3.5	A5	P0		3.500
0.602000	0.602			0.00442	0.300	mg/kg	SBN10	SBN10-9.0	A4	P0		9.000
0.598000	0.598			0.00471	0.320	mg/kg	SBP05	SBP05-26.0	A2	P0		26.000
0.598000	0.598			0.00405	0.275	mg/kg	SBS13-P1	SBS13-PS1-4.0	A5	P0		4.000
0.597000	0.597			0.00383	0.260	mg/kg	SBM11	SBM11-0.5	A3	P0		0.500
0.596000	0.596			0.00435	0.295	mg/kg	SBN05	SBN05-25.0	A2	P0		25.000
0.594000	0.594			0.00442	0.300	mg/kg	SBQRST	SBQRST-PS-5.0	A5	P0	COMP	5.000
0.591000	0.591			0.00457	0.310	mg/kg	SBM07	SBM07-5.0	A4	P0		5.000
0.590000	0.590			0.00390	0.265	mg/kg	SBG07	SBG07-0.5	A3	P0		0.500
0.589000	0.589			0.00383	0.260	mg/kg	SBN12	SBN12-0.5	A5	P0		0.500
0.584000	0.584			0.00435	0.295	mg/kg	SBKLM2	SBKLM-PS-5.0	A3,	P0	COMP	5.000
0.584000	0.584			0.00420	0.285	mg/kg	SBO05	SBO05-0.5-15.0	A2	P0	COMP	0.000
0.581000	0.581			0.00376	0.255	mg/kg	SBM13-P2	SBM13-P2-0.5	A5	P0		0.500
0.579000	0.579			0.00471	0.320	mg/kg	SBR10	SBR10-9.5	A5	P0		9.500
0.573000	0.573			0.00427	0.290	mg/kg	SBQ13-P1	SBQ13-PS1-7.5	A5	P0		7.500
0.572000	0.572			0.00435	0.295	mg/kg	SBM05	SBM05-5.0	A4	P0		5.000
0.570000	0.570			0.00383	0.260	mg/kg	SBF	SBF-1.0	A3	P0	COMP	1.000
0.570000	0.570			0.00493	0.335	mg/kg	SBO11	SBO11-4.0	A5	P0		4.000
0.568000	0.568			0.00457	0.310	mg/kg	SBG10-P1	SBG10-PS1-4.5	A3	P0		4.500
0.562000	0.562			0.00471	0.320	mg/kg	SBH11-P1	SBH11-PS1-5.0	A3	P0		5.000
0.561000	0.561			0.00383	0.260	mg/kg	SBK10	SBK10-0.5	A3	P0		0.500
0.558000	0.558			0.00442	0.300	mg/kg	SBU10	SBU10-8.0	A2	P0		8.000
0.555000	0.555			0.00383	0.260	mg/kg	SBF	SBF-0.5	A3	P0	COMP	0.500
0.551000	0.551			0.00420	0.285	mg/kg	SBO05	SBO05-20.0	A2	P0		20.000
0.544000	0.544			0.00405	0.275	mg/kg	SBN10	SBN10-0.5-5.0	A4	P0	COMP	0.000
0.542000	0.542			0.00383	0.260	mg/kg	SBG05	SBG05-0.5	A3	P0		0.500
0.539000	0.539			0.00398	0.270	mg/kg	SBR13-P1	SBR13-PS1-11.5	A5	P0		11.500
0.529000	0.529			0.00442	0.300	mg/kg	SBF06	SBF06-8.0	A3	P0		8.000
0.528000	0.528			0.00398	0.270	mg/kg	SBL09	SBL09-0.5	A4	P0		0.500
0.523000	0.523			0.00442	0.300	mg/kg	SBH09	SBH09-14.0	A3	P0		14.000
0.522000	0.522			0.00383	0.260	mg/kg	SBL10	SBL10-0.5	A4	P0		0.500
0.520000	0.520			0.00412	0.280	mg/kg	SBP13-P1	SBP13-PS1-3.0	A5	P0		3.000
0.518000	0.518			0.00471	0.320	mg/kg	SBQ04-T2	SBQ04-T2-4.5	A2	P0		4.500
0.517000	0.517			0.00427	0.290	mg/kg	SBN01	SBN01-2T1-2T2	A2	P0	COMP	0.000

Notes: Results sorted by: 1) parameter; 2) highest to lowest detected concentration; VQ - ABBL validation flag; LQ - lab qualifier; "J" - the result is an estimated quantity; "D" - analysis required dilution; "B" - analyte detected in blank; composite samples are indicated by the abbreviation "COMP". *The 2006 Tetra Tech results were converted from wet weight to dry weight based on depth-discrete average moisture content measured during ABBL's 2007 investigation (see report Section 1.4.3).

Table 3B
Cover Soil Analytical Results
Detected Metal Concentrations

Cover Soil Report
Former CalCompact Landfill
Carson, California

Dry Wt. Conc.*	Reported Conc.*	VQ	LQ	MDL	PQL	Units	Boring ID	Sample ID	Landfill Cell	Primary (P0) or Dup (D)	Com-posite	Depth (ft bgs)
Beryllium												
0.507000	0.507			0.00435	0.295	mg/kg	SBG09-P1	SBG09-PS1-5.0	A3	P0		5.000
0.507000	0.507			0.00405	0.275	mg/kg	SBN05	SBN05-0.5-10.0	A2	P0	COMP	0.000
0.506000	0.506			0.00501	0.340	mg/kg	SBR06	SBR06-9.0	A2	P0		9.000
0.504000	0.504			0.00420	0.285	mg/kg	SBE04-P1	SBE04-PS1-3.0	A3	P0		3.000
0.500000	0.500			0.00420	0.285	mg/kg	SBM13-P2	SBM13-PS2-7.5	A5	P0		7.500
0.499000	0.499			0.00412	0.280	mg/kg	SBJ13-P1	SBJ13-PS1-2.5	A3	P0		2.500
0.493000	0.493			0.00464	0.315	mg/kg	SBN01-T2	SBN01-T2-4.5	A2	P0		4.500
0.493000	0.493			0.00479	0.325	mg/kg	SBS08	SBS08-6.0	A2	P0		6.000
0.492000	0.492			0.00464	0.315	mg/kg	SBQ04	SBQ04-4.0	A2	P0		4.000
0.488000	0.488			0.00383	0.260	mg/kg	SBM12	SBM12-0.5	A3	P0		0.500
0.488000	0.488			0.00464	0.315	mg/kg	SBR10	SBR110-9.5	A5	D		9.500
0.485000	0.485			0.00442	0.300	mg/kg	SBJ13-P2	SBJ13-PS2-8.5	A3	P0		8.500
0.484000	0.484			0.00420	0.285	mg/kg	SBR06	SBR06-0.5-4.0	A2	P0	COMP	0.000
0.483000	0.483			0.00398	0.270	mg/kg	SBRS	SBRS-0.5	A5	P0	COMP	0.500
0.483000	0.483			0.00405	0.275	mg/kg	SBRS	SBRS-1.0	A5	P0	COMP	1.000
0.483000	0.483			0.00464	0.315	mg/kg	SBT07-T2	SBT07-T2-8.0	A2	P0		8.000
0.480000	0.480			0.00390	0.265	mg/kg	SBQ04	SBQ04-0.5	A2	P0		0.500
0.478000	0.478	J		0.00464	0.315	mg/kg	SBF05-P2	SBF05-PS2-15.0	A3	P0		15.000
0.474000	0.474			0.00383	0.260	mg/kg	SBH07	SBH07-0.5	A3	P0		0.500
0.471000	0.471			0.00390	0.265	mg/kg	SBG05	SBG105-0.5	A3	D		0.500
0.470000	0.470			0.00442	0.300	mg/kg	SBO10	SBO10-13.0	A4	P0		13.000
0.469000	0.469			0.00457	0.310	mg/kg	SBN01-2T2	SBN101-2T2-8.5	A2	D		8.500
0.469000	0.469			0.00464	0.315	mg/kg	SBR05-T2	SBR105-T2-5.5	A2	D		5.500
0.469000	0.469			0.00464	0.315	mg/kg	SBT10	SBT10-6.5	A2	P0		6.500
0.468000	0.468			0.00464	0.315	mg/kg	SBG08	SBG08-8.0	A3	P0		8.000
0.463000	0.463			0.00412	0.280	mg/kg	SBO13-P1	SBO13-PS1-3.0	A5	P0		3.000
0.462000	0.462			0.00442	0.300	mg/kg	SBQ07	SBQ107-8.0	A2	D		8.000
0.458000	0.458			0.00486	0.330	mg/kg	SBO12	SBO12-4.0	A5	P0		4.000
0.458000	0.458			0.00435	0.295	mg/kg	SBT12	SBT12-7.0	A5	P0		7.000
0.450000	0.450			0.00427	0.290	mg/kg	SBN01-T1	SBN01-T1-T2D	A2	D	COMP	0.000
0.447000	0.447			0.00471	0.320	mg/kg	SBQ05	SBQ05-15.0-17.0	A2	P0	COMP	0.000
0.443000	0.443			0.00427	0.290	mg/kg	SBO09	SBO09-0.5-10.0	A4	P0	COMP	0.000
0.440000	0.440			0.00398	0.270	mg/kg	SBPQ	SBPQ0.5	A5	P0	COMP	0.500
0.439000	0.439			0.00412	0.280	mg/kg	SBS07	SBS07-0.5-5.0	A2	P0	COMP	0.000
0.439000	0.439			0.00457	0.310	mg/kg	SBU11	SBU11-5.5	A2	P0		5.500
0.437000	0.437			0.00412	0.280	mg/kg	SBG08-P1	SBG08-PS1-5.0	A3	P0		5.000
0.437000	0.437			0.00479	0.325	mg/kg	SBQ11	SBQ11-15.0	A5	P0		15.000
0.435000	0.435			0.00383	0.260	mg/kg	SBK11	SBK11-0.5	A3	P0		0.500
0.432000	0.432			0.00449	0.305	mg/kg	SBS07	SBS07-10.0	A2	P0		10.000
0.424000	0.424			0.00457	0.310	mg/kg	SBQ06	SBQ06-5.0	A2	P0		5.000
0.423000	0.423			0.00435	0.295	mg/kg	SBR09	SBR09-15.5	A2	P0		15.500
0.422000	0.422			0.00464	0.315	mg/kg	SBS06-T2	SBS06-T2-7.5	A2	P0		7.500
0.420000	0.420			0.00383	0.260	mg/kg	SBG06	SBG106-0.5	A3	D		0.500
0.420000	0.420			0.00420	0.285	mg/kg	SBN07	SBN07-0.5-10.0	A4	P0	COMP	0.000
0.417000	0.417			0.00390	0.265	mg/kg	SBQ06	SBQ06-0.5	A2	P0		0.500

Notes: Results sorted by: 1) parameter; 2) highest to lowest detected concentration; VQ - ABBL validation flag; LQ - lab qualifier; "J" - the result is an estimated quantity; "D" - analysis required dilution; "B" - analyte detected in blank; composite samples are indicated by the abbreviation "COMP". *The 2006 Tetra Tech results were converted from wet weight to dry weight based on depth-discrete average moisture content measured during ABBL's 2007 investigation (see report Section 1.4.3).

Table 3B
Cover Soil Analytical Results
Detected Metal Concentrations

Cover Soil Report
Former CalCompact Landfill
Carson, California

Dry Wt. Conc.*	Reported Conc.*	VQ	LQ	MDL	PQL	Units	Boring ID	Sample ID	Landfill Cell	Primary (P0) or Dup (D)	Com-posite	Depth (ft bgs)
Beryllium												
0.416000	0.416			0.00398	0.270	mg/kg	SBNO	SBNO-1.0	A5	P0	COMP	1.000
0.415000	0.415			0.00405	0.275	mg/kg	SBP03-T2	SBP103-T2-4.0	A2	D		4.000
0.415000	0.415			0.00427	0.290	mg/kg	SBR05	SBR05-0.5-3.0	A2	P0	COMP	0.000
0.410000	0.410			0.00398	0.270	mg/kg	SBNO	SBNO-0.5	A5	P0	COMP	0.500
0.410000	0.410			0.00427	0.290	mg/kg	SBV09-T1	SBV09-T1-9.0	A2	P0		9.000
0.409000	0.409			0.00390	0.265	mg/kg	SBS08	SBS08-0.5	A2	P0		0.500
0.409000	0.409			0.00427	0.290	mg/kg	SBT09	SBT09-4.0	A2	P0		4.000
0.408000	0.408			0.00427	0.290	mg/kg	SBU08-T2	SBU08-T2-7.5	A2	P0		7.500
0.407000	0.407			0.00435	0.295	mg/kg	SBN01-T1	SBN01-T1-T2	A2	P0	COMP	0.000
0.406000	0.406			0.00427	0.290	mg/kg	SBS06	SBS06-0.5-5.0	A2	P0	COMP	0.000
0.406000	0.406			0.00449	0.305	mg/kg	SBV10-T1	SBV10-T1-4.5	A2	P0		4.500
0.405000	0.405			0.00427	0.290	mg/kg	SBQ08	SBQ08-9.0	A2	P0		9.000
0.402000	0.402			0.00398	0.270	mg/kg	SBUV	SBUV-0.5	A2	P0	COMP	0.500
0.398000	0.398			0.00412	0.280	mg/kg	SBPQ	SBPQ-1.0	A5	P0	COMP	1.000
0.394000	0.394			0.00435	0.295	mg/kg	SBN04	SBN04-15.0-20.0	A2	P0	COMP	0.000
0.389000	0.389			0.00442	0.300	mg/kg	SBV09-T2	SBV09-T2-9.0	A2	P0		9.000
0.388000	0.388			0.00412	0.280	mg/kg	SBF06	SBF06-0.5-4.0	A3	P0	COMP	0.000
0.387000	0.387			0.00427	0.290	mg/kg	SBO07	SBO07-0.5-15.0	A4	P0	COMP	0.000
0.384000	0.384			0.00427	0.290	mg/kg	SBH10	SBH10-5.0	A3	P0		5.000
0.384000	0.384			0.00412	0.280	mg/kg	SBUV	SBUV-1.0	A2	P0	COMP	1.000
0.383000	0.383			0.00420	0.285	mg/kg	SBR07	SBR07-0.5-6.0	A2	P0	COMP	0.000
0.377000	0.377			0.00383	0.260	mg/kg	SBS12	SBS12-0.5	A5	P0		0.500
0.377000	0.377			0.00420	0.285	mg/kg	SBT08	SBT08-9.0	A2	P0		9.000
0.375000	0.375			0.00442	0.300	mg/kg	SBR05-T2	SBR05-T2-5.5	A2	P0		5.500
0.374000	0.374			0.00464	0.315	mg/kg	SBS06	SBS106-10.0	A2	D		10.000
0.372000	0.372			0.00398	0.270	mg/kg	SBTU	SBTU-1.0	A2	P0	COMP	1.000
0.369000	0.369			0.00383	0.260	mg/kg	SBH05	SBH05-0.5	A3	P0		0.500
0.369000	0.369			0.00442	0.300	mg/kg	SBN01	SBN01-2T2-8.5	A2	P0		8.500
0.369000	0.369			0.00390	0.265	mg/kg	SBQRST	SBQRST-1.0	A5	P0	COMP	1.000
0.368000	0.368			0.00420	0.285	mg/kg	SBS10	SBS10-0.5-8.0	A2	P0	COMP	0.000
0.367000	0.367			0.00383	0.260	mg/kg	SBH05	SBH105-0.5	A3	D		0.500
0.367000	0.367			0.00405	0.275	mg/kg	SBV09-T1	SBV09-T1-0.5-5.0	A2	P0	COMP	0.000
0.363000	0.363			0.00464	0.315	mg/kg	SBP10	SBP10-15.0	A4	P0		15.000
0.360000	0.360			0.00464	0.315	mg/kg	SBL04	SBL04-4.0	A4	P0		4.000
0.360000	0.360			0.00383	0.260	mg/kg	SBP11	SBP11-0.5	A5	P0		0.500
0.360000	0.360			0.00412	0.280	mg/kg	SBT08	SBT08-0.5-5.0	A2	P0	COMP	0.000
0.359000	0.359			0.00457	0.310	mg/kg	SBV11	SBV11-6.0	A2	P0		6.000
0.357000	0.357			0.00412	0.280	mg/kg	SBL13-P1	SBL13-PS1-9.5	A3	P0		9.500
0.356000	0.356			0.00383	0.260	mg/kg	SBH08	SBH08-0.5	A3	P0		0.500
0.356000	0.356			0.00376	0.255	mg/kg	SBJ09	SBJ09-0.5	A3	P0		0.500
0.356000	0.356			0.00390	0.265	mg/kg	SBNOP	SBNOP-1.0	A5	P0	COMP	1.000
0.355000	0.355			0.00442	0.300	mg/kg	SBU09	SBU09-13.0	A2	P0		13.000
0.354000	0.354			0.00464	0.315	mg/kg	SBV09-T3	SBV09-T3-8.0	A2	P0		8.000
0.352000	0.352			0.00412	0.280	mg/kg	SBP07	SBP07-0.5-10.0	A2	P0	COMP	0.000
0.351000	0.351			0.00390	0.265	mg/kg	SBKLM	SBKLM-0.5	A3	P0	COMP	0.500

Notes: Results sorted by: 1) parameter; 2) highest to lowest detected concentration; VQ - ABBL validation flag; LQ - lab qualifier; "J" - the result is an estimated quantity; "D" - analysis required dilution; "B" - analyte detected in blank; composite samples are indicated by the abbreviation "COMP". *The 2006 Tetra Tech results were converted from wet weight to dry weight based on depth-discrete average moisture content measured during ABBL's 2007 investigation (see report Section 1.4.3).

Table 3B
Cover Soil Analytical Results
Detected Metal Concentrations

Cover Soil Report
Former CalCompact Landfill
Carson, California

Dry Wt. Conc.*	Reported Conc.*	VQ	LQ	MDL	PQL	Units	Boring ID	Sample ID	Landfill Cell	Primary (P0) or Dup (D)	Com-posite	Depth (ft bgs)
Beryllium												
0.349000	0.349			0.00442	0.300	mg/kg	SBP09	SBP09-20.0	A4	P0		20.000
0.349000	0.349			0.00383	0.260	mg/kg	SBQRST	SBQRST-0.5	A5	P0	COMP	0.500
0.348000	0.348			0.00383	0.260	mg/kg	SBNOP	SBNOP-0.5	A5	P0	COMP	0.500
0.342000	0.342			0.00390	0.265	mg/kg	SBKLM	SBKLM-1.0	A3	P0	COMP	1.000
0.341000	0.341			0.00449	0.305	mg/kg	SBT11	SBT11-9.0	A2	P0		9.000
0.341000	0.341			0.00412	0.280	mg/kg	SBT12	SBT12-0.5-5.0	A5	P0	COMP	0.000
0.340000	0.340			0.00427	0.290	mg/kg	SBP08	SBP08-15.0-20.0	A4	P0	COMP	0.000
0.339000	0.339			0.00390	0.265	mg/kg	SBTUV	SBTUV-0.5	A2,	P0	COMP	0.500
0.338000	0.338			0.00420	0.285	mg/kg	SBQ09	SBQ09-0.5-10.0	A4	P0	COMP	0.000
0.338000	0.338			0.00457	0.310	mg/kg	SBS06	SBS06-10.0	A2	P0		10.000
0.336000	0.336			0.00442	0.300	mg/kg	SBU12	SBU12-7.0	A2	P0		7.000
0.333000	0.333			0.00420	0.285	mg/kg	SBP04	SBP04-0.5-10.0	A2	P0	COMP	0.000
0.332000	0.332			0.00383	0.260	mg/kg	SBIJ	SBIJ-0.5	A3	P0	COMP	0.500
0.332000	0.332			0.00420	0.285	mg/kg	SBP03-T1	SBP03-T1-T2	A2	P0	COMP	0.000
0.332000	0.332			0.00412	0.280	mg/kg	SBU09-T1	SBU09-T1-0.5-3.0	A2	P0	COMP	0.000
0.331000	0.331			0.00383	0.260	mg/kg	SBI08	SBI108-0.5	A3	D		0.500
0.330000	0.330			0.00383	0.260	mg/kg	SBG06	SBG06-0.5	A3	P0		0.500
0.329000	0.329			0.00390	0.265	mg/kg	SBTU	SBTU-0.5	A2	P0	COMP	0.500
0.327000	0.327			0.00383	0.260	mg/kg	SBK08	SBK08-0.5	A4	P0		0.500
0.327000	0.327			0.00420	0.285	mg/kg	SBU09	SBU09-0.5-10.0	A2	P0	COMP	0.000
0.325000	0.325			0.00420	0.285	mg/kg	SBH10	SBH10-0.5-15.0	A3	P0	COMP	0.000
0.323000	0.323			0.00383	0.260	mg/kg	SBL11	SBL11-0.5	A3	P0		0.500
0.322000	0.322			0.00383	0.260	mg/kg	SBJ09	SBJ109-0.5	A3	D		0.500
0.322000	0.322			0.00420	0.285	mg/kg	SBJ11	SBJ11-0.5-5.0	A3	P0	COMP	0.000
0.319000	0.319			0.00383	0.260	mg/kg	SBI10	SBI10-0.5	A3	P0		0.500
0.319000	0.319			0.00420	0.285	mg/kg	SBO06	SBO06-0.5-15.0	A2	P0	COMP	0.000
0.319000	0.319			0.00412	0.280	mg/kg	SBV09-T2	SBV09-T2-0.5-5.0	A2	P0	COMP	0.000
0.318000	0.318			0.00449	0.305	mg/kg	SBR05	SBR05-8.0	A2	P0		8.000
0.318000	0.318			0.00442	0.300	mg/kg	SBS12	SBS12-5.0	A5	P0		5.000
0.315000	0.315			0.00390	0.265	mg/kg	SBIJ	SBIJ-1.0	A3	P0	COMP	1.000
0.312000	0.312			0.00420	0.285	mg/kg	SBR12	SBR12-17.0	A5	P0		17.000
0.311000	0.311			0.00442	0.300	mg/kg	SBH10	SBH10-18.5	A3	P0		18.500
0.311000	0.311			0.00398	0.270	mg/kg	SBTUV	SBTUV-1.0	A2,	P0	COMP	1.000
0.311000	0.311			0.00398	0.270	mg/kg	SBV10-T4	SBV10-T4-T3	A2	P0	COMP	0.000
0.310000	0.310			0.00420	0.285	mg/kg	SBP03-T1	SBP03-T1-T2D	A2	D	COMP	0.000
0.310000	0.310		J	0.00471	0.320	mg/kg	SBU09-T3	SBU09-T3-8.5	A2	P0		8.500
0.309000	0.309		J	0.00464	0.315	mg/kg	SBP04	SBP04-14.0	A2	P0		14.000
0.308000	0.308			0.00383	0.260	mg/kg	SBM07	SBM07-0.5	A4	P0		0.500
0.303000	0.303			0.00420	0.285	mg/kg	SBR11	SBR11-5.0	A5	P0		5.000
0.302000	0.302			0.00405	0.275	mg/kg	SBR08	SBR08-0.5-5.0	A2	P0	COMP	0.000
0.301000	0.301			0.00383	0.260	mg/kg	SBI09	SBI09-0.5	A3	P0		0.500
0.297000	0.297			0.00383	0.260	mg/kg	SBJ08	SBJ08-0.5	A3	P0		0.500
0.297000	0.297			0.00420	0.285	mg/kg	SBP08	SBP08-24.5	A4	P0		24.500
0.296000	0.296		J	0.00464	0.315	mg/kg	SBU09-T1	SBU09-T1-8.5	A2	P0		8.500
0.292000	0.292			0.00420	0.285	mg/kg	SBJ12	SBJ12-0.5-5.0	A3	P0	COMP	0.000

Notes: Results sorted by: 1) parameter; 2) highest to lowest detected concentration; VQ - ABBL validation flag; LQ - lab qualifier; "J" - the result is an estimated quantity; "D" - analysis required dilution; "B" - analyte detected in blank; composite samples are indicated by the abbreviation "COMP". *The 2006 Tetra Tech results were converted from wet weight to dry weight based on depth-discrete average moisture content measured during ABBL's 2007 investigation (see report Section 1.4.3).

Table 3B
Cover Soil Analytical Results
Detected Metal Concentrations

Cover Soil Report
Former CalCompact Landfill
Carson, California

Dry Wt. Conc.*	Reported Conc.*	VQ	LQ	MDL	PQL	Units	Boring ID	Sample ID	Landfill Cell	Primary (P0) or Dup (D)	Com-posite	Depth (ft bgs)
Beryllium												
0.290000	0.290			0.00412	0.280	mg/kg	SBU12	SBU12-0.5-2.0	A2	P0	COMP	0.000
0.288000	0.288			0.00376	0.255	mg/kg	SBI08	SBI08-0.5	A3	P0		0.500
0.288000	0.288			0.00383	0.260	mg/kg	SBU11	SBU11-0.5	A2	P0		0.500
0.287000	0.287			0.00420	0.285	mg/kg	SBP09	SBP09-0.5-10.0	A4	P0	COMP	0.000
0.283000	0.283		J	0.00420	0.285	mg/kg	SBO06	SBO06-20.0	A2	P0		20.000
0.280000	0.280		J	0.00420	0.285	mg/kg	SBG09	SBG09-0.5-15.0	A3	P0	COMP	0.000
0.280000	0.280			0.00398	0.270	mg/kg	SBV11	SBV11-0.5-1.5	A2	P0	COMP	0.000
0.278000	0.278			0.00383	0.260	mg/kg	SBH06	SBH106-0.5	A3	D		0.500
0.277000	0.277			0.00383	0.260	mg/kg	SBH06	SBH06-0.5	A3	P0		0.500
0.277000	0.277			0.00376	0.255	mg/kg	SBO11	SBO11-0.5	A5	P0		0.500
0.274000	0.274		J	0.00464	0.315	mg/kg	SBN07	SBN07-14.5	A4	P0		14.500
0.264000	0.264		J	0.00412	0.280	mg/kg	SBT10	SBT10-0.5-3.0	A2	P0	COMP	0.000
0.263000	0.263		J	0.00435	0.295	mg/kg	SBP06	SBP06-15.0-20.0	A2	P0	COMP	0.000
0.260000	0.260		J	0.00420	0.285	mg/kg	SBH09	SBH09-0.5-10.0	A3	P0	COMP	0.000
0.260000	0.260		J	0.00405	0.275	mg/kg	SBM04	SBM04-15.0	A2	P0		15.000
0.260000	0.260		J	0.00420	0.285	mg/kg	SBP07	SBP07-15.0-20.0	A2	P0	COMP	0.000
0.259000	0.259		J	0.00435	0.295	mg/kg	SBQ10	SBQ10-0.5-10.0	A4	P0	COMP	0.000
0.257000	0.257		J	0.00442	0.300	mg/kg	SBV12	SBV12-6.0	A2	P0		6.000
0.256000	0.256		J	0.00420	0.285	mg/kg	SBG09	SBG09-5.0	A3	P0		5.000
0.256000	0.256		J	0.00405	0.275	mg/kg	SBP05	SBP05-0.5-10.0	A2	P0	COMP	0.000
0.256000	0.256		J	0.00398	0.270	mg/kg	SBU10	SBU10-0.5-5.0	A2	P0	COMP	0.000
0.255000	0.255		J	0.00420	0.285	mg/kg	SBP07	SBP07-25.0	A2	P0		25.000
0.254000	0.254		J	0.00405	0.275	mg/kg	SBO04	SBO04-0.5-5.0	A2	P0	COMP	0.000
0.253000	0.253		J	0.00420	0.285	mg/kg	SBP07	SBP07-15.0-20.0D	A2	D	COMP	0.000
0.251000	0.251		J	0.00412	0.280	mg/kg	SBP08	SBP08-0.5-10.0	A4	P0	COMP	0.000
0.251000	0.251		J	0.00420	0.285	mg/kg	SBQ12	SBQ112-15.0	A5	D		15.000
0.249000	0.249		J	0.00383	0.260	mg/kg	SBM06	SBM06-0.5	A4	P0		0.500
0.248000	0.248		J	0.00412	0.280	mg/kg	SBR12	SBR12-0.5-15.0	A5	P0	COMP	0.000
0.247000	0.247		J	0.00420	0.285	mg/kg	SBO02-T1	SBO02-T1-T2	A2	P0	COMP	0.000
0.246000	0.246		J	0.00449	0.305	mg/kg	SBO07	SBO07-19.5	A4	P0		19.500
0.243000	0.243		J	0.00390	0.265	mg/kg	SBP06	SBP06-0.5-10.0	A2	P0	COMP	0.000
0.241000	0.241		J	0.00464	0.315	mg/kg	SBR07	SBR07-8.0	A2	P0		8.000
0.239000	0.239		J	0.00398	0.270	mg/kg	SBP12	SBP12-0.5-5.0	A5	P0	COMP	0.000
0.238000	0.238		J	0.00412	0.280	mg/kg	SBR09	SBR09-0.5-10.0	A2	P0	COMP	0.000
0.237000	0.237		J	0.00457	0.310	mg/kg	SBL07	SBL07-6.5	A4	P0		6.500
0.237000	0.237		J	0.00420	0.285	mg/kg	SBQ09	SBQ09-15.0	A4	P0		15.000
0.234000	0.234		J	0.00457	0.310	mg/kg	SBS10	SBS10-13.0	A2	P0		13.000
0.233000	0.233		J	0.00405	0.275	mg/kg	SBR09	SBR09-0.5-10.0D	A2	D	COMP	0.000
0.232000	0.232		J	0.00390	0.265	mg/kg	SBI06	SBI06-0.5	A4	P0		0.500
0.229000	0.229		J	0.00405	0.275	mg/kg	SBQ11	SBQ11-0.5-10.0	A5	P0	COMP	0.000
0.229000	0.229		J	0.00398	0.270	mg/kg	SBV12	SBV12-0.5-1.5	A2	P0	COMP	0.000
0.228000	0.228		J	0.00412	0.280	mg/kg	SBN04	SBN04-0.5-10.0	A2	P0	COMP	0.000
0.228000	0.228		J	0.00398	0.270	mg/kg	SBQ08	SBQ08-0.5-5.0	A2	P0	COMP	0.000
0.226000	0.226		J	0.00442	0.300	mg/kg	SBN04	SBN04-25.0	A2	P0		25.000
0.226000	0.226		J	0.00398	0.270	mg/kg	SBP12	SBP12-0.5-5.0D	A5	D	COMP	0.000

Notes: Results sorted by: 1) parameter; 2) highest to lowest detected concentration; VQ - ABBL validation flag; LQ - lab qualifier; "J" - the result is an estimated quantity; "D" - analysis required dilution; "B" - analyte detected in blank; composite samples are indicated by the abbreviation "COMP". *The 2006 Tetra Tech results were converted from wet weight to dry weight based on depth-discrete average moisture content measured during ABBL's 2007 investigation (see report Section 1.4.3).

Table 3B
Cover Soil Analytical Results
Detected Metal Concentrations

Cover Soil Report
Former CalCompact Landfill
Carson, California

Dry Wt. Conc.*	Reported Conc.*	VQ	LQ	MDL	PQL	Units	Boring ID	Sample ID	Landfill Cell	Primary (P0) or Dup (D)	Com-posite	Depth (ft bgs)
Beryllium												
0.225000	0.225		J	0.00427	0.290	mg/kg	SBP09	SBP09-15.0-20.0	A4	P0	COMP	0.000
0.224000	0.224		J	0.00383	0.260	mg/kg	SBI09	SBI109-0.5	A3	D		0.500
0.224000	0.224		J	0.00383	0.260	mg/kg	SBS09	SBS09-0.5	A2	P0		0.500
0.223000	0.223		J	0.00398	0.270	mg/kg	SBF05	SBF05-0.5-2.0	A3	P0	COMP	0.000
0.222000	0.222		J	0.00442	0.300	mg/kg	SBM08	SBM08-10.0	A4	P0		10.000
0.222000	0.222		J	0.00435	0.295	mg/kg	SBO10	SBO10-0.5-10.0	A4	P0	COMP	0.000
0.222000	0.222		J	0.00412	0.280	mg/kg	SBP10	SBP10-0.5-10.0	A4	P0	COMP	0.000
0.218000	0.218		J	0.00390	0.265	mg/kg	SBJ06	SBJ06-0.5	A4	P0		0.500
0.217000	0.217		J	0.00383	0.260	mg/kg	SBM09	SBM09-0.5	A4	P0		0.500
0.217000	0.217		J	0.00435	0.295	mg/kg	SBR08	SBR08-9.0	A2	P0		9.000
0.217000	0.217		J	0.00383	0.260	mg/kg	SBT09	SBT09-0.5	A2	P0		0.500
0.215000	0.215		J	0.00405	0.275	mg/kg	SBQ07	SBQ07-0.5-5.0	A2	P0	COMP	0.000
0.214000	0.214		J	0.00383	0.260	mg/kg	SBO12	SBO112-0.5	A5	D		0.500
0.214000	0.214		J	0.00420	0.285	mg/kg	SBU09-T2	SBU09-T2-0.5-10.0	A2	P0	COMP	0.000
0.212000	0.212		J	0.00442	0.300	mg/kg	SBN09	SBN09-10.0	A4	P0		10.000
0.211000	0.211		J	0.00383	0.260	mg/kg	SBV09-T4	SBV09-T4-2.0	A2	P0		2.000
0.207000	0.207		J	0.00427	0.290	mg/kg	SBP10	SBP110-15.0	A4	D		15.000
0.205000	0.205		J	0.00390	0.265	mg/kg	SBO12	SBO12-0.5	A5	P0		0.500
0.204000	0.204		J	0.00420	0.285	mg/kg	SBN09	SBN09-0.5-10.0	A4	P0	COMP	0.000
0.198000	0.198		J	0.00464	0.315	mg/kg	SBP06	SBP06-24.0	A2	P0		24.000
0.197000	0.197		J	0.00405	0.275	mg/kg	SBN06	SBN06-0.5-5.0	A4	P0	COMP	0.000
0.197000	0.197		J	0.00383	0.260	mg/kg	SBV10-T1	SBV10-T1-0.5	A2	P0		0.500
0.196000	0.196		J	0.00398	0.270	mg/kg	SBQ12	SBQ12-0.5-10	A5	P0	COMP	0.000
0.193000	0.193		J	0.00398	0.270	mg/kg	SBR10	SBR10-0.5-5.0	A5	P0	COMP	0.000
0.188000	0.188		J	0.00390	0.265	mg/kg	SBJ07	SBJ07-0.5	A4	P0		0.500
0.187000	0.187		J	0.00390	0.265	mg/kg	SBL07	SBL07-0.5-2.5	A4	P0	COMP	0.000
0.186000	0.186		J	0.00383	0.260	mg/kg	SBM05	SBM05-0.5	A4	P0		0.500
0.181000	0.181		J	0.00383	0.260	mg/kg	SBK09	SBK09-0.5	A4	P0		0.500
0.180000	0.180		J	0.00383	0.260	mg/kg	SBJ10	SBJ110-0.5	A3	D		0.500
0.180000	0.180		J	0.00420	0.285	mg/kg	SBM08	SBM08-0.5-10.0	A4	P0	COMP	0.000
0.176000	0.176		J	0.00383	0.260	mg/kg	SBJ05	SBJ05-0.5	A4	P0		0.500
0.170000	0.170		J	0.00398	0.270	mg/kg	SBT11	SBT11-0.5-5.0	A2	P0	COMP	0.000
0.169000	0.169		J	0.00420	0.285	mg/kg	SBL06	SBL06-4.5	A4	P0		4.500
0.167000	0.167		J	0.00442	0.300	mg/kg	SBO04	SBO04-9.5	A2	P0		9.500
0.165000	0.165		J	0.00464	0.315	mg/kg	SBM06	SBM06-4.5	A4	P0		4.500
0.164000	0.164		J	0.00420	0.285	mg/kg	SBQ10	SBQ10-12.5	A4	P0		12.500
0.162000	0.162		J	0.00442	0.300	mg/kg	SBG09	SBG09-18.0	A3	P0		18.000
0.162000	0.162		J	0.00442	0.300	mg/kg	SBQ05	SBQ05-21.5	A2	P0		21.500
0.158000	0.158		J	0.00412	0.280	mg/kg	SBO09	SBO09-15.0-20.0	A4	P0	COMP	0.000
0.155000	0.155		J	0.00383	0.260	mg/kg	SBJ10	SBJ10-0.5	A3	P0		0.500
0.155000	0.155		J	0.00442	0.300	mg/kg	SBU09-T2	SBU09-T2-15.0	A2	P0		15.000
0.151000	0.151		J	0.00412	0.280	mg/kg	SBM04	SBM04-0.5-10.0	A2	P0	COMP	0.000
0.150000	0.150		J	0.00383	0.260	mg/kg	SBL05	SBL05-0.5	A4	P0		0.500
0.150000	0.150		J	0.00383	0.260	mg/kg	SBV09-T3	SBV09-T3-0.5-3.0	A2	P0	COMP	0.000
0.149000	0.149		J	0.00442	0.300	mg/kg	SBN09	SBN09-13.5	A4	P0		13.500

Notes: Results sorted by: 1) parameter; 2) highest to lowest detected concentration; VQ - ABBL validation flag; LQ - lab qualifier; "J" - the result is an estimated quantity; "D" - analysis required dilution; "B" - analyte detected in blank; composite samples are indicated by the abbreviation "COMP". *The 2006 Tetra Tech results were converted from wet weight to dry weight based on depth-discrete average moisture content measured during ABBL's 2007 investigation (see report Section 1.4.3).

Table 3B
Cover Soil Analytical Results
Detected Metal Concentrations

Cover Soil Report
Former CalCompact Landfill
Carson, California

Dry Wt. Conc.*	Reported Conc.*	VQ	LQ	MDL	PQL	Units	Boring ID	Sample ID	Landfill Cell	Primary (P0) or Dup (D)	Com-posite	Depth (ft bgs)
Beryllium												
0.148000	0.148		J	0.00383	0.260	mg/kg	SBK04	SBK04-0.5	A4	P0		0.500
0.148000	0.148		J	0.00427	0.290	mg/kg	SBN08	SBN08-14.0	A4	P0		14.000
0.147000	0.147		J	0.00398	0.270	mg/kg	SBQ05	SBQ05-0.5-10.0	A2	P0	COMP	0.000
0.146000	0.146		J	0.00383	0.260	mg/kg	SBI07	SBI07-0.5	A3	P0		0.500
0.145000	0.145		J	0.00383	0.260	mg/kg	SBV10-T3	SBV10-T3-8.0	A2	P0		8.000
0.142000	0.142		J	0.00412	0.280	mg/kg	SBJ03	SBJ03-0.5-3.0	A4	P0	COMP	0.000
0.134000	0.134		J	0.00442	0.300	mg/kg	SBN08	SBN08-18.5	A4	P0		18.500
0.132000	0.132		J	0.00383	0.260	mg/kg	SBK03	SBK03-0.5	A4	P0		0.500
0.132000	0.132		J	0.00383	0.260	mg/kg	SBL08	SBL08-0.5	A4	P0		0.500
0.132000	0.132		J	0.00442	0.300	mg/kg	SBP09	SBP09-24.5	A4	P0		24.500
0.132000	0.132		J	0.00435	0.295	mg/kg	SBQ07	SBQ07-8.0	A2	P0		8.000
0.130000	0.130		J	0.00412	0.280	mg/kg	SBJ04	SBJ04-7.0	A4	P0		7.000
0.128000	0.128		J	0.00383	0.260	mg/kg	SBM10	SBM10-0.5	A4	P0		0.500
0.124000	0.124		J	0.00464	0.315	mg/kg	SBS09	SBS09-3.5	A2	P0		3.500
0.123000	0.123		J	0.00398	0.270	mg/kg	SBO08	SBO08-0.5-5.0	A4	P0	COMP	0.000
0.121000	0.121		J	0.00398	0.270	mg/kg	SBL06	SBL06-0.5-2.0	A4	P0	COMP	0.000
0.118000	0.118		J	0.00376	0.255	mg/kg	SBL04	SBL04-0.5	A4	P0		0.500
0.117000	0.117		J	0.00383	0.260	mg/kg	SBK07	SBK07-0.5	A4	P0		0.500
0.115000	0.115		J	0.00376	0.255	mg/kg	SBV10-T2	SBV10-T2-0.5	A2	P0		0.500
0.111000	0.111		J	0.00420	0.285	mg/kg	SBK05	SBK05-3.5'	A4	P0		3.500
0.110000	0.110		J	0.00427	0.290	mg/kg	SBH09	SBH09-5.0	A3	P0		5.000
0.108000	0.108		J	0.00383	0.260	mg/kg	SBI05	SBI05-0.5	A4	P0		0.500
0.106000	0.106		J	0.00390	0.265	mg/kg	SBG08	SBG08-0.5-3.0	A3	P0	COMP	0.000
0.106000	0.106		J	0.00383	0.260	mg/kg	SBK05	SBK05-0.5	A4	P0		0.500
0.105000	0.105		J	0.00390	0.265	mg/kg	SBI03	SBI03-0.5	A4	P0		0.500
0.097400	0.0974		J	0.00479	0.325	mg/kg	SBO09	SBO09-25.0	A4	P0		25.000
0.093700	0.0937		J	0.00420	0.285	mg/kg	SBJ03	SBJ03-6.5	A4	P0		6.500
0.092700	0.0927		J	0.00427	0.290	mg/kg	SBK04	SBK04-4.0	A4	P0		4.000
0.090000	0.0900		J	0.00383	0.260	mg/kg	SBI04	SBI04-0.5-3.0	A4	P0	COMP	0.000
0.083300	0.0833		J	0.00420	0.285	mg/kg	SBK03	SBK03-4.0	A4	P0		4.000
0.082100	0.0821		J	0.00412	0.280	mg/kg	SBN08	SBN08-0.5-14.0	A4	P0	COMP	0.000
0.081000	0.0810		J	0.00398	0.270	mg/kg	SBJ04	SBJ04-0.5-2.0	A4	P0	COMP	0.000
0.079200	0.0792		J	0.00420	0.285	mg/kg	SBN06	SBN06-8.0	A4	P0		8.000
0.079200	0.0792		J	0.00449	0.305	mg/kg	SBO08	SBO08-10.0	A4	P0		10.000
0.079200	0.0792		J	0.00390	0.265	mg/kg	SBV10-T2	SBV10-T2-5.0	A2	P0		5.000
0.078500	0.0785		J	0.00383	0.260	mg/kg	SBK06	SBK06-0.5	A4	P0		0.500
0.073400	0.0734		J	0.00412	0.280	mg/kg	SBL05	SBL05-4.0	A4	P0		4.000
0.068000	0.0680		J	0.00398	0.270	mg/kg	SBU09-T3	SBU09-T3-0.5-3.5	A2	P0	COMP	0.000
0.047900	0.0479		J	0.00412	0.280	mg/kg	SBP05	SBP05-15.0-20.0	A2	P0	COMP	0.000
0.028500	0.0285		J	0.00412	0.280	mg/kg	SBQ12	SBQ12-15.0	A5	P0		15.000
0.019900	0.0199		J	0.00435	0.295	mg/kg	SBI03	SBI03-4.0	A4	P0		4.000
Cadmium												
3.230000	3.23			0.0124	0.630	mg/kg	SBR07	SBR07-8.0	A2	P0		8.000
2.940000	2.94			0.0111	0.560	mg/kg	SBJ03	SBJ03-0.5-3.0	A4	P0	COMP	0.000

Notes: Results sorted by: 1) parameter; 2) highest to lowest detected concentration; VQ - ABBL validation flag; LQ - lab qualifier; "J" - the result is an estimated quantity; "D" - analysis required dilution; "B" - analyte detected in blank; composite samples are indicated by the abbreviation "COMP". *The 2006 Tetra Tech results were converted from wet weight to dry weight based on depth-discrete average moisture content measured during ABBL's 2007 investigation (see report Section 1.4.3).

Table 3B
Cover Soil Analytical Results
Detected Metal Concentrations

Cover Soil Report
Former CalCompact Landfill
Carson, California

Dry Wt. Conc.*	Reported Conc.*	VQ	LQ	MDL	PQL	Units	Boring ID	Sample ID	Landfill Cell	Primary (P0) or Dup (D)	Com-posite	Depth (ft bgs)
Cadmium												
2.860000	2.86			0.0107	0.540	mg/kg	SBL09	SBL09-0.5	A4	P0		0.500
2.530000	2.53			0.0124	0.630	mg/kg	SBT07-T2	SBT07-T2-8.0	A2	P0		8.000
2.470000	2.47			0.0142	0.720	mg/kg	SBF05-P1	SBF05-PS1-15.0	A3	P0		15.000
2.450000	2.45			0.0119	0.600	mg/kg	SBP09	SBP09-24.5	A4	P0		24.500
2.380000	2.38			0.0122	0.620	mg/kg	SBQ06	SBQ06-5.0	A2	P0		5.000
2.380000	2.38			0.0107	0.540	mg/kg	SBU09-T3	SBU09-T3-0.5-3.5	A2	P0	COMP	0.000
2.360000	2.36			0.0128	0.650	mg/kg	SBP02-P1	SBP02-PS1-4.0	A2	P0		4.000
2.330000	2.33			0.0138	0.700	mg/kg	SBN12	SBN12-5.0	A5	P0		5.000
2.250000	2.25			0.0134	0.680	mg/kg	SBI11-P1	SBI11-PS1-15.0	A3	P0		15.000
2.230000	2.23			0.0134	0.680	mg/kg	SBI12-P1	SBI12-PS1-15.0	A3	P0		15.000
1.960000	1.96			0.0124	0.630	mg/kg	SBT08-P1	SBT08-PS1-3.0	A2	P0		3.000
1.890000	1.89			0.0130	0.660	mg/kg	SBE03-P1	SBE03-PS1-15.0	A3	P0		15.000
1.810000	1.81			0.0132	0.670	mg/kg	SBP03-T2	SBP03-T2-4.0	A2	P0		4.000
1.770000	1.77			0.0128	0.650	mg/kg	SBH10-P1	SBH10-PS1-5.0	A3	P0		5.000
1.730000	1.73		J	0.0124	0.630	mg/kg	SBR05-T2	SBR105-T2-5.5	A2	D		5.500
1.690000	1.69			0.0103	0.520	mg/kg	SBN12	SBN12-0.5	A5	P0		0.500
1.680000	1.68			0.0103	0.520	mg/kg	SBK07	SBK07-0.5	A4	P0		0.500
1.670000	1.67			0.0105	0.530	mg/kg	SBM13-P2	SBM13-P2-1.0	A5	P0		1.000
1.650000	1.65			0.0126	0.640	mg/kg	SBQ04-T2	SBQ04-T2-4.5	A2	P0		4.500
1.630000	1.63			0.0134	0.680	mg/kg	SBR06	SBR06-9.0	A2	P0		9.000
1.600000	1.60		J	0.0124	0.630	mg/kg	SBP10	SBP10-15.0	A4	P0		15.000
1.540000	1.54			0.0124	0.630	mg/kg	SBN01-T2	SBN01-T2-4.5	A2	P0		4.500
1.540000	1.54			0.0124	0.630	mg/kg	SBO02-T2	SBO02-T2-4.5	A2	P0		4.500
1.530000	1.53			0.0130	0.660	mg/kg	SBO12	SBO12-4.0	A5	P0		4.000
1.530000	1.53			0.0124	0.630	mg/kg	SBS09	SBS09-3.5	A2	P0		3.500
1.520000	1.52			0.0134	0.680	mg/kg	SBP12	SBP12-10.0	A5	P0		10.000
1.510000	1.51			0.0126	0.640	mg/kg	SBQ05	SBQ05-15.0-17.0	A2	P0	COMP	0.000
1.500000	1.50			0.0105	0.530	mg/kg	SBKLM	SBKLM-0.5	A3	P0	COMP	0.500
1.500000	1.50			0.0124	0.630	mg/kg	SBQ04	SBQ04-4.0	A2	P0		4.000
1.490000	1.49			0.0128	0.650	mg/kg	SBQ11	SBQ11-15.0	A5	P0		15.000
1.480000	1.48		J	0.0140	0.710	mg/kg	SBF05-P2	SBF105-PS2-15.0	A3	D		15.000
1.470000	1.47			0.0124	0.630	mg/kg	SBT10	SBT10-6.5	A2	P0		6.500
1.460000	1.46			0.0128	0.650	mg/kg	SBV13-P1	SBV13-PS1-15.0	A2	P0		15.000
1.440000	1.44			0.0105	0.530	mg/kg	SBQ04	SBQ04-0.5	A2	P0		0.500
1.430000	1.43			0.0119	0.600	mg/kg	SBN10	SBN10-9.0	A4	P0		9.000
1.430000	1.43			0.0122	0.620	mg/kg	SBV11	SBV11-6.0	A2	P0		6.000
1.420000	1.42			0.0103	0.520	mg/kg	SBK11	SBK11-0.5	A3	P0		0.500
1.420000	1.42			0.0117	0.590	mg/kg	SBT12	SBT12-7.0	A5	P0		7.000
1.400000	1.40			0.0105	0.530	mg/kg	SBKLM	SBKLM-1.0	A3	P0	COMP	1.000
1.400000	1.40			0.0115	0.580	mg/kg	SBN11	SBN11-3.5	A5	P0		3.500
1.390000	1.39			0.0122	0.620	mg/kg	SBIJ	SBIJ-PS-5.0	A3	P0	COMP	5.000
1.390000	1.39			0.0132	0.670	mg/kg	SBO11	SBO11-4.0	A5	P0		4.000
1.390000	1.39			0.0128	0.650	mg/kg	SBS06-P1	SBS06-PS1-3.0	A2	P0		3.000
1.380000	1.38			0.0117	0.590	mg/kg	SBR09	SBR09-15.5	A2	P0		15.500
1.380000	1.38			0.0119	0.600	mg/kg	SBU09-T2	SBU09-T2-15.0	A2	P0		15.000

Notes: Results sorted by: 1) parameter; 2) highest to lowest detected concentration; VQ - ABBL validation flag; LQ - lab qualifier; "J" - the result is an estimated quantity; "D" - analysis required dilution; "B" - analyte detected in blank; composite samples are indicated by the abbreviation "COMP". *The 2006 Tetra Tech results were converted from wet weight to dry weight based on depth-discrete average moisture content measured during ABBL's 2007 investigation (see report Section 1.4.3).

Table 3B
Cover Soil Analytical Results
Detected Metal Concentrations

Cover Soil Report
Former CalCompact Landfill
Carson, California

Dry Wt. Conc.*	Reported Conc.*	VQ	LQ	MDL	PQL	Units	Boring ID	Sample ID	Landfill Cell	Primary (P0) or Dup (D)	Com-posite	Depth (ft bgs)
Cadmium												
1.360000	1.36			0.0142	0.720	mg/kg	SBH10-P1	SBH110-PS1-15.0	A3	D		15.000
1.360000	1.36			0.0103	0.520	mg/kg	SBIJ	SBIJ-0.5	A3	P0	COMP	0.500
1.350000	1.35			0.0134	0.680	mg/kg	SBU13-P1	SBU13-PS1-15.0	A2	P0		15.000
1.330000	1.33			0.0128	0.650	mg/kg	SBS08	SBS08-6.0	A2	P0		6.000
1.310000	1.31			0.0105	0.530	mg/kg	SBIJ	SBIJ-1.0	A3	P0	COMP	1.000
1.310000	1.31			0.0105	0.530	mg/kg	SBQRST	SBQRST-1.0	A5	P0	COMP	1.000
1.300000	1.30			0.0107	0.540	mg/kg	SBNO	SBNO-0.5	A5	P0	COMP	0.500
1.300000	1.30			0.0105	0.530	mg/kg	SBNOP	SBNOP-1.0	A5	P0	COMP	1.000
1.300000	1.30			0.0128	0.650	mg/kg	SBP03-P1	SBP03-PS1-4.5	A2	P0		4.500
1.300000	1.30			0.0132	0.670	mg/kg	SBR05-P2	SBR05-PS2-3.5	A2	P0		3.500
1.300000	1.30			0.0140	0.710	mg/kg	SBV11-P2	SBV11-PS2-15.0	A2	P0		15.000
1.290000	1.29			0.0122	0.620	mg/kg	SBEF	SBEF-PS-5.0	A3	P0	COMP	5.000
1.290000	1.29			0.0115	0.580	mg/kg	SBR05	SBR05-0.5-3.0	A2	P0	COMP	0.000
1.280000	1.28			0.0113	0.570	mg/kg	SBK05	SBK05-3.5'	A4	P0		3.500
1.280000	1.28			0.0107	0.540	mg/kg	SBRS	SBRS-0.5	A5	P0	COMP	0.500
1.280000	1.28			0.0107	0.540	mg/kg	SBUV	SBUV-0.5	A2	P0	COMP	0.500
1.270000	1.27			0.0124	0.630	mg/kg	SBR10	SBR110-9.5	A5	D		9.500
1.270000	1.27			0.0109	0.550	mg/kg	SBRS	SBRS-1.0	A5	P0	COMP	1.000
1.260000	1.26			0.0107	0.540	mg/kg	SBNO	SBNO-1.0	A5	P0	COMP	1.000
1.260000	1.26			0.0113	0.570	mg/kg	SBR06	SBR06-0.5-4.0	A2	P0	COMP	0.000
1.260000	1.26			0.0111	0.560	mg/kg	SBUV	SBUV-1.0	A2	P0	COMP	1.000
1.250000	1.25			0.0122	0.620	mg/kg	SBN01-2T2	SBN101-2T2-8.5	A2	D		8.500
1.250000	1.25			0.0109	0.550	mg/kg	SBP03-T2	SBP103-T2-4.0	A2	D		4.000
1.250000	1.25			0.0107	0.540	mg/kg	SBPQ	SBPQ0.5	A5	P0	COMP	0.500
1.250000	1.25			0.0122	0.620	mg/kg	SBS06	SBS06-10.0	A2	P0		10.000
1.230000	1.23			0.0113	0.570	mg/kg	SBO05	SBO05-0.5-15.0	A2	P0	COMP	0.000
1.220000	1.22			0.0103	0.520	mg/kg	SBK08	SBK08-0.5	A4	P0		0.500
1.220000	1.22			0.0111	0.560	mg/kg	SBPQ	SBPQ-1.0	A5	P0	COMP	1.000
1.220000	1.22			0.0136	0.690	mg/kg	SBT13-P2	SBT113-PS2-15.0	A5	D		15.000
1.220000	1.22			0.0109	0.550	mg/kg	SBV09-T1	SBV09-T1-0.5-5.0	A2	P0	COMP	0.000
1.200000	1.20			0.0109	0.550	mg/kg	SBP05	SBP05-0.5-10.0	A2	P0	COMP	0.000
1.200000	1.20			0.0121	0.610	mg/kg	SBR05	SBR05-8.0	A2	P0		8.000
1.200000	1.20			0.0121	0.610	mg/kg	SBS07	SBS07-10.0	A2	P0		10.000
1.200000	1.20			0.0105	0.530	mg/kg	SBTUV	SBTUV-0.5	A2,	P0	COMP	0.500
1.200000	1.20			0.0124	0.630	mg/kg	SBU09-T1	SBU09-T1-8.5	A2	P0		8.500
1.190000	1.19			0.0115	0.580	mg/kg	SBU08-T2	SBU08-T2-7.5	A2	P0		7.500
1.190000	1.19			0.0134	0.680	mg/kg	SBU09-P2	SBU09-PS2-3.5	A2	P0		3.500
1.180000	1.18			0.0128	0.650	mg/kg	SBN01-P1	SBN01-PS1-3.0	A2	P0		3.000
1.180000	1.18			0.0124	0.630	mg/kg	SBS06-T2	SBS06-T2-7.5	A2	P0		7.500
1.180000	1.18			0.0136	0.690	mg/kg	SBV11-P1	SBV11-PS1-15.0	A2	P0		15.000
1.170000	1.17			0.0136	0.690	mg/kg	SBH10-P1	SBH10-PS1-15.0	A3	P0		15.000
1.170000	1.17			0.0105	0.530	mg/kg	SBS08	SBS08-0.5	A2	P0		0.500
1.160000	1.16			0.0124	0.630	mg/kg	SBG08	SBG08-8.0	A3	P0		8.000
1.160000	1.16			0.0103	0.520	mg/kg	SBNOP	SBNOP-0.5	A5	P0	COMP	0.500
1.160000	1.16			0.0103	0.520	mg/kg	SBQRST	SBQRST-0.5	A5	P0	COMP	0.500

Notes: Results sorted by: 1) parameter; 2) highest to lowest detected concentration; VQ - ABBL validation flag; LQ - lab qualifier; "J" - the result is an estimated quantity; "D" - analysis required dilution; "B" - analyte detected in blank; composite samples are indicated by the abbreviation "COMP". *The 2006 Tetra Tech results were converted from wet weight to dry weight based on depth-discrete average moisture content measured during ABBL's 2007 investigation (see report Section 1.4.3).

Table 3B
Cover Soil Analytical Results
Detected Metal Concentrations

Cover Soil Report
Former CalCompact Landfill
Carson, California

Dry Wt. Conc.*	Reported Conc.*	VQ	LQ	MDL	PQL	Units	Boring ID	Sample ID	Landfill Cell	Primary (P0) or Dup (D)	Com-posite	Depth (ft bgs)
Cadmium												
1.160000	1.16			0.0126	0.640	mg/kg	SBR10	SBR10-9.5	A5	P0		9.500
1.160000	1.16			0.0115	0.580	mg/kg	SBTUV	SBTUV-PS-5.0	A2,	P0	COMP	5.000
1.150000	1.15			0.0126	0.640	mg/kg	SBP05	SBP05-26.0	A2	P0		26.000
1.150000	1.15			0.0115	0.580	mg/kg	SBP13-P2	SBP13-PS2-4.0	A5	P0		4.000
1.150000	1.15			0.0124	0.630	mg/kg	SBU09-P1	SBU09-PS1-4.0	A2	P0		4.000
1.140000	1.14			0.0132	0.670	mg/kg	SBF07-P1	SBF07-PS1-15.0	A3	P0		15.000
1.140000	1.14			0.0103	0.520	mg/kg	SBM11	SBM11-0.5	A3	P0		0.500
1.140000	1.14			0.0134	0.680	mg/kg	SBT13-P1	SBT13-PS1-15	A5	P0		15.000
1.130000	1.13			0.0121	0.610	mg/kg	SBM13-P1	SBM13-PS1-5.0	A3	P0		5.000
1.130000	1.13			0.0103	0.520	mg/kg	SBS12	SBS12-0.5	A5	P0		0.500
1.120000	1.12			0.0119	0.600	mg/kg	SBN08	SBN08-18.5	A4	P0		18.500
1.120000	1.12			0.0122	0.620	mg/kg	SBQ04-P1	SBQ04-PS1-3.0	A2	P0		3.000
1.120000	1.12			0.0121	0.610	mg/kg	SBV10-T1	SBV10-T1-4.5	A2	P0		4.500
1.110000	1.11			0.0101	0.510	mg/kg	SBM13-P2	SBM13-P2-0.5	A5	P0		0.500
1.110000	1.11			0.0122	0.620	mg/kg	SBS10	SBS10-13.0	A2	P0		13.000
1.110000	1.11			0.0111	0.560	mg/kg	SBT10	SBT10-0.5-3.0	A2	P0	COMP	0.000
1.100000	1.10			0.0103	0.520	mg/kg	SBO12	SBO112-0.5	A5	D		0.500
1.100000	1.10			0.0115	0.580	mg/kg	SBS06	SBS06-0.5-5.0	A2	P0	COMP	0.000
1.100000	1.10			0.0111	0.560	mg/kg	SBS07	SBS07-0.5-5.0	A2	P0	COMP	0.000
1.100000	1.10			0.0111	0.560	mg/kg	SBU12	SBU12-0.5-2.0	A2	P0	COMP	0.000
1.090000	1.09			0.0105	0.530	mg/kg	SBI06	SBI06-0.5	A4	P0		0.500
1.080000	1.08			0.0105	0.530	mg/kg	SBQ06	SBQ06-0.5	A2	P0		0.500
1.080000	1.08			0.0140	0.710	mg/kg	SBT13-P2	SBT13-PS2-15.0	A5	P0		15.000
1.080000	1.08			0.0111	0.560	mg/kg	SBU09-T1	SBU09-T1-0.5-3.0	A2	P0	COMP	0.000
1.070000	1.07			0.0103	0.520	mg/kg	SBN11	SBN11-0.5	A5	P0		0.500
1.070000	1.07			0.0107	0.540	mg/kg	SBTUV	SBTUV-1.0	A2,	P0	COMP	1.000
1.060000	1.06			0.0113	0.570	mg/kg	SBO05	SBO05-20.0	A2	P0		20.000
1.060000	1.06			0.0119	0.600	mg/kg	SBT07-P1	SBT07-PS1-3.0	A2	P0		3.000
1.060000	1.06			0.0113	0.570	mg/kg	SBU09	SBU09-0.5-10.0	A2	P0	COMP	0.000
1.060000	1.06			0.0111	0.560	mg/kg	SBV09-T2	SBV09-T2-0.5-5.0	A2	P0	COMP	0.000
1.050000	1.05			0.0109	0.550	mg/kg	SBN10	SBN10-0.5-5.0	A4	P0	COMP	0.000
1.050000	1.05			0.0111	0.560	mg/kg	SBT12	SBT12-0.5-5.0	A5	P0	COMP	0.000
1.050000	1.05			0.0119	0.600	mg/kg	SBU09	SBU09-13.0	A2	P0		13.000
1.040000	1.04			0.0103	0.520	mg/kg	SBF	SBF-1.0	A3	P0	COMP	1.000
1.040000	1.04	J		0.0119	0.600	mg/kg	SBR05-T2	SBR05-T2-5.5	A2	P0		5.500
1.040000	1.04			0.0113	0.570	mg/kg	SBR07	SBR07-0.5-6.0	A2	P0	COMP	0.000
1.040000	1.04			0.0126	0.640	mg/kg	SBS06-P2	SBS06-PS2-3.0	A2	P0		3.000
1.040000	1.04			0.0111	0.560	mg/kg	SBT08	SBT08-0.5-5.0	A2	P0	COMP	0.000
1.020000	1.02			0.0103	0.520	mg/kg	SBF	SBF-0.5	A3	P0	COMP	0.500
1.020000	1.02			0.0115	0.580	mg/kg	SBN01	SBN01-2T1-2T2	A2	P0	COMP	0.000
1.020000	1.02			0.0128	0.650	mg/kg	SBT07-P2	SBT07-PS2-3.5	A2	P0		3.500
1.010000	1.01			0.0113	0.570	mg/kg	SBO01-P1	SBO01-PS1-4.5	A2	P0		4.500
1.000000	1.00			0.0107	0.540	mg/kg	SBTU	SBTU-1.0	A2	P0	COMP	1.000
0.994000	0.994			0.0111	0.560	mg/kg	SBO09	SBO09-15.0-20.0	A4	P0	COMP	0.000
0.988000	0.988			0.0126	0.640	mg/kg	SBU09-P2	SBU109-PS2-3.5	A2	D		3.500

Notes: Results sorted by: 1) parameter; 2) highest to lowest detected concentration; VQ - ABBL validation flag; LQ - lab qualifier; "J" - the result is an estimated quantity; "D" - analysis required dilution; "B" - analyte detected in blank; composite samples are indicated by the abbreviation "COMP". *The 2006 Tetra Tech results were converted from wet weight to dry weight based on depth-discrete average moisture content measured during ABBL's 2007 investigation (see report Section 1.4.3).

Table 3B
Cover Soil Analytical Results
Detected Metal Concentrations

Cover Soil Report
Former CalCompact Landfill
Carson, California

Dry Wt. Conc.*	Reported Conc.*	VQ	LQ	MDL	PQL	Units	Boring ID	Sample ID	Landfill Cell	Primary (P0) or Dup (D)	Com-posite	Depth (ft bgs)
Cadmium												
0.987000	0.987			0.0105	0.530	mg/kg	SBP06	SBP06-0.5-10.0	A2	P0	COMP	0.000
0.984000	0.984			0.0115	0.580	mg/kg	SBV09-T1	SBV09-T1-9.0	A2	P0		9.000
0.977000	0.977			0.0119	0.600	mg/kg	SBQRST	SBQRST-PS-5.0	A5	P0	COMP	5.000
0.972000	0.972			0.0115	0.580	mg/kg	SBN05	SBN05-15.0-20.0	A2	P0	COMP	0.000
0.970000	0.970	J		0.0115	0.580	mg/kg	SBP10	SBP110-15.0	A4	D		15.000
0.966000	0.966			0.0113	0.570	mg/kg	SBP04	SBP04-0.5-10.0	A2	P0	COMP	0.000
0.964000	0.964			0.0105	0.530	mg/kg	SBG05	SBG105-0.5	A3	D		0.500
0.962000	0.962			0.0105	0.530	mg/kg	SBG07	SBG07-0.5	A3	P0		0.500
0.953000	0.953			0.0107	0.540	mg/kg	SBU10	SBU10-0.5-5.0	A2	P0	COMP	0.000
0.943000	0.943			0.0124	0.630	mg/kg	SBS06	SBS106-10.0	A2	D		10.000
0.942000	0.942			0.0119	0.600	mg/kg	SBV09-T2	SBV09-T2-9.0	A2	P0		9.000
0.936000	0.936			0.0103	0.520	mg/kg	SBP11	SBP11-0.5	A5	P0		0.500
0.935000	0.935			0.0103	0.520	mg/kg	SBL10	SBL10-0.5	A4	P0		0.500
0.935000	0.935			0.0119	0.600	mg/kg	SBQ05	SBQ05-21.5	A2	P0		21.500
0.932000	0.932			0.0119	0.600	mg/kg	SBN01	SBN01-2T2-8.5	A2	P0		8.500
0.931000	0.931			0.0111	0.560	mg/kg	SBR12	SBR12-0.5-15.0	A5	P0	COMP	0.000
0.930000	0.930			0.0105	0.530	mg/kg	SBTU	SBTU-0.5	A2	P0	COMP	0.500
0.922000	0.922			0.0130	0.660	mg/kg	SBF06-P1	SBF06-PS1-15.0	A3	P0		15.000
0.919000	0.919			0.0107	0.540	mg/kg	SBV11	SBV11-0.5-1.5	A2	P0	COMP	0.000
0.917000	0.917			0.0111	0.560	mg/kg	SBP07	SBP07-0.5-10.0	A2	P0	COMP	0.000
0.910000	0.910			0.0103	0.520	mg/kg	SBK10	SBK10-0.5	A3	P0		0.500
0.909000	0.909			0.0126	0.640	mg/kg	SBU09-T3	SBU09-T3-8.5	A2	P0		8.500
0.907000	0.907			0.0119	0.600	mg/kg	SBH09	SBH09-14.0	A3	P0		14.000
0.906000	0.906			0.0122	0.620	mg/kg	SBU11	SBU11-5.5	A2	P0		5.500
0.902000	0.902			0.0119	0.600	mg/kg	SBN04	SBN04-25.0	A2	P0		25.000
0.902000	0.902			0.0115	0.580	mg/kg	SBQ08	SBQ08-9.0	A2	P0		9.000
0.901000	0.901			0.0124	0.630	mg/kg	SBO02-P1	SBO02-PS1-3.5	A2	P0		3.500
0.900000	0.900			0.0113	0.570	mg/kg	SBR12	SBR12-17.0	A5	P0		17.000
0.899000	0.899			0.0105	0.530	mg/kg	SBJ06	SBJ06-0.5	A4	P0		0.500
0.898000	0.898			0.0109	0.550	mg/kg	SBR08	SBR08-0.5-5.0	A2	P0	COMP	0.000
0.897000	0.897			0.0121	0.610	mg/kg	SBT11	SBT11-9.0	A2	P0		9.000
0.896000	0.896			0.0111	0.560	mg/kg	SBP05	SBP05-15.0-20.0	A2	P0	COMP	0.000
0.890000	0.890			0.0103	0.520	mg/kg	SBK05	SBK05-0.5	A4	P0		0.500
0.887000	0.887			0.0103	0.520	mg/kg	SBU11	SBU11-0.5	A2	P0		0.500
0.885000	0.885			0.0113	0.570	mg/kg	SBS10	SBS10-0.5-8.0	A2	P0	COMP	0.000
0.882000	0.882			0.0122	0.620	mg/kg	SBL07	SBL07-6.5	A4	P0		6.500
0.880000	0.880			0.0107	0.540	mg/kg	SBP12	SBP12-0.5-5.0D	A5	D	COMP	0.000
0.878000	0.878			0.0103	0.520	mg/kg	SBT09	SBT09-0.5	A2	P0		0.500
0.877000	0.877			0.0119	0.600	mg/kg	SBH10	SBH10-18.5	A3	P0		18.500
0.876000	0.876			0.0130	0.660	mg/kg	SBFG	SBFG-PS-5.0	A3	P0	COMP	5.000
0.876000	0.876			0.0126	0.640	mg/kg	SBH11-P1	SBH11-PS1-5.0	A3	P0		5.000
0.874000	0.874			0.0103	0.520	mg/kg	SBS09	SBS09-0.5	A2	P0		0.500
0.873000	0.873			0.0103	0.520	mg/kg	SBM07	SBM07-0.5	A4	P0		0.500
0.867000	0.867			0.0126	0.640	mg/kg	SBK13-P1	SBK13-PS1-9.0	A3	P0		9.000
0.862000	0.862			0.0111	0.560	mg/kg	SBG10-P1	SBG110-PS1-4.5	A3	D		4.500

Notes: Results sorted by: 1) parameter; 2) highest to lowest detected concentration; VQ - ABBL validation flag; LQ - lab qualifier; "J" - the result is an estimated quantity; "D" - analysis required dilution; "B" - analyte detected in blank; composite samples are indicated by the abbreviation "COMP". *The 2006 Tetra Tech results were converted from wet weight to dry weight based on depth-discrete average moisture content measured during ABBL's 2007 investigation (see report Section 1.4.3).

Table 3B
Cover Soil Analytical Results
Detected Metal Concentrations

Cover Soil Report
Former CalCompact Landfill
Carson, California

Dry Wt. Conc.*	Reported Conc.*	VQ	LQ	MDL	PQL	Units	Boring ID	Sample ID	Landfill Cell	Primary (P0) or Dup (D)	Com-posite	Depth (ft bgs)
Cadmium												
0.859000	0.859			0.0105	0.530	mg/kg	SBO12	SBO12-0.5	A5	P0		0.500
0.858000	0.858			0.0109	0.550	mg/kg	SBM04	SBM04-15.0	A2	P0		15.000
0.854000	0.854			0.0103	0.520	mg/kg	SBG05	SBG05-0.5	A3	P0		0.500
0.848000	0.848			0.0119	0.600	mg/kg	SBT07-P1	SBT107-PS1-3.0	A2	D		3.000
0.846000	0.846			0.0113	0.570	mg/kg	SBO06	SBO06-0.5-15.0	A2	P0	COMP	0.000
0.846000	0.846			0.0119	0.600	mg/kg	SBU12	SBU12-7.0	A2	P0		7.000
0.845000	0.845			0.0113	0.570	mg/kg	SBP07	SBP07-15.0-20.0	A2	P0	COMP	0.000
0.843000	0.843			0.0117	0.590	mg/kg	SBO10	SBO10-0.5-10.0	A4	P0	COMP	0.000
0.843000	0.843			0.0119	0.600	mg/kg	SBU09-P1	SBU109-PS1-4.0	A2	D		4.000
0.840000	0.840			0.0113	0.570	mg/kg	SBJ12	SBJ12-0.5-5.0	A3	P0	COMP	0.000
0.839000	0.839			0.0117	0.590	mg/kg	SBQ10	SBQ10-0.5-10.0	A4	P0	COMP	0.000
0.839000	0.839			0.0121	0.610	mg/kg	SBV10-P1	SBV10-PS1-5.0	A2	P0		5.000
0.838000	0.838			0.0111	0.560	mg/kg	SBR09	SBR09-0.5-10.0	A2	P0	COMP	0.000
0.837000	0.837			0.0107	0.540	mg/kg	SBQ05	SBQ05-0.5-10.0	A2	P0	COMP	0.000
0.833000	0.833			0.0107	0.540	mg/kg	SBP12	SBP12-0.5-5.0	A5	P0	COMP	0.000
0.830000	0.830			0.0111	0.560	mg/kg	SBN04	SBN04-0.5-10.0	A2	P0	COMP	0.000
0.822000	0.822			0.0121	0.610	mg/kg	SBO08	SBO08-10.0	A4	P0		10.000
0.821000	0.821			0.0103	0.520	mg/kg	SBI10	SBI10-0.5	A3	P0		0.500
0.821000	0.821			0.0113	0.570	mg/kg	SBP07	SBP07-15.0-20.0D	A2	D	COMP	0.000
0.818000	0.818			0.0117	0.590	mg/kg	SBN05	SBN05-25.0	A2	P0		25.000
0.816000	0.816			0.0103	0.520	mg/kg	SBM09	SBM09-0.5	A4	P0		0.500
0.816000	0.816			0.0124	0.630	mg/kg	SBV09-T3	SBV09-T3-8.0	A2	P0		8.000
0.812000	0.812			0.0124	0.630	mg/kg	SBP04	SBP04-14.0	A2	P0		14.000
0.809000	0.809			0.0117	0.590	mg/kg	SBN04	SBN04-15.0-20.0	A2	P0	COMP	0.000
0.802000	0.802			0.0103	0.520	mg/kg	SBK03	SBK03-0.5	A4	P0		0.500
0.799000	0.799			0.0111	0.560	mg/kg	SBM04	SBM04-0.5-10.0	A2	P0	COMP	0.000
0.797000	0.797			0.0113	0.570	mg/kg	SBJ11	SBJ11-0.5-5.0	A3	P0	COMP	0.000
0.797000	0.797			0.0107	0.540	mg/kg	SBQ12	SBQ12-0.5-10	A5	P0	COMP	0.000
0.791000	0.791			0.0113	0.570	mg/kg	SBQ09	SBQ09-15.0	A4	P0		15.000
0.791000	0.791			0.0107	0.540	mg/kg	SBR13-P1	SBR13-PS1-11.5	A5	P0		11.500
0.789000	0.789			0.0109	0.550	mg/kg	SBN05	SBN05-0.5-10.0	A2	P0	COMP	0.000
0.788000	0.788			0.0103	0.520	mg/kg	SBM12	SBM12-0.5	A3	P0		0.500
0.787000	0.787			0.0105	0.530	mg/kg	SBI03	SBI03-0.5	A4	P0		0.500
0.787000	0.787			0.0107	0.540	mg/kg	SBV12	SBV12-0.5-1.5	A2	P0	COMP	0.000
0.782000	0.782			0.0117	0.590	mg/kg	SBKLM2	SBKLM-PS-5.0	A3,	P0	COMP	5.000
0.782000	0.782			0.0115	0.580	mg/kg	SBQ13-P1	SBQ13-PS1-7.5	A5	P0		7.500
0.781000	0.781			0.0113	0.570	mg/kg	SBP07	SBP07-25.0	A2	P0		25.000
0.778000	0.778			0.0103	0.520	mg/kg	SBI08	SBI108-0.5	A3	D		0.500
0.776000	0.776			0.0109	0.550	mg/kg	SBN06	SBN06-0.5-5.0	A4	P0	COMP	0.000
0.775000	0.775			0.0124	0.630	mg/kg	SBN07	SBN07-14.5	A4	P0		14.500
0.774000	0.774			0.0101	0.510	mg/kg	SBJ09	SBJ09-0.5	A3	P0		0.500
0.774000	0.774			0.0111	0.560	mg/kg	SBP10	SBP10-0.5-10.0	A4	P0	COMP	0.000
0.774000	0.774			0.0115	0.580	mg/kg	SBT09	SBT09-4.0	A2	P0		4.000
0.773000	0.773			0.0113	0.570	mg/kg	SBQ10	SBQ10-12.5	A4	P0		12.500
0.772000	0.772			0.0119	0.600	mg/kg	SBO10	SBO10-13.0	A4	P0		13.000

Notes: Results sorted by: 1) parameter; 2) highest to lowest detected concentration; VQ - ABBL validation flag; LQ - lab qualifier; "J" - the result is an estimated quantity; "D" - analysis required dilution; "B" - analyte detected in blank; composite samples are indicated by the abbreviation "COMP". *The 2006 Tetra Tech results were converted from wet weight to dry weight based on depth-discrete average moisture content measured during ABBL's 2007 investigation (see report Section 1.4.3).

Table 3B
Cover Soil Analytical Results
Detected Metal Concentrations

Cover Soil Report
Former CalCompact Landfill
Carson, California

Dry Wt. Conc.*	Reported Conc.*	VQ	LQ	MDL	PQL	Units	Boring ID	Sample ID	Landfill Cell	Primary (P0) or Dup (D)	Com-posite	Depth (ft bgs)
Cadmium												
0.765000	0.765			0.0119	0.600	mg/kg	SBV12	SBV12-6.0	A2	P0		6.000
0.764000	0.764			0.0113	0.570	mg/kg	SBQ09	SBQ09-0.5-10.0	A4	P0	COMP	0.000
0.763000	0.763			0.0103	0.520	mg/kg	SBJ09	SBJ109-0.5	A3	D		0.500
0.757000	0.757			0.0109	0.550	mg/kg	SBR09	SBR09-0.5-10.0D	A2	D	COMP	0.000
0.755000	0.755			0.0124	0.630	mg/kg	SBP06	SBP06-24.0	A2	P0		24.000
0.755000	0.755			0.0119	0.600	mg/kg	SBQ07	SBQ107-8.0	A2	D		8.000
0.754000	0.754			0.0107	0.540	mg/kg	SBT11	SBT11-0.5-5.0	A2	P0	COMP	0.000
0.752000	0.752			0.0109	0.550	mg/kg	SBFG	SBFG-1.0	A3	P0	COMP	1.000
0.751000	0.751			0.0109	0.550	mg/kg	SBQ11	SBQ11-0.5-10.0	A5	P0	COMP	0.000
0.745000	0.745			0.0121	0.610	mg/kg	SBI11	SBI11-10.0	A3	P0		10.000
0.740000	0.740			0.0103	0.520	mg/kg	SBFG	SBFG-0.5	A3	P0	COMP	0.500
0.739000	0.739			0.0103	0.520	mg/kg	SBJ08	SBJ08-0.5	A3	P0		0.500
0.739000	0.739			0.0115	0.580	mg/kg	SBO09	SBO09-0.5-10.0	A4	P0	COMP	0.000
0.738000	0.738			0.0113	0.570	mg/kg	SBN07	SBN07-0.5-10.0	A4	P0	COMP	0.000
0.738000	0.738			0.0119	0.600	mg/kg	SBN09	SBN09-10.0	A4	P0		10.000
0.737000	0.737			0.0117	0.590	mg/kg	SBP06	SBP06-15.0-20.0	A2	P0	COMP	0.000
0.733000	0.733			0.0103	0.520	mg/kg	SBH05	SBH05-0.5	A3	P0		0.500
0.729000	0.729			0.0103	0.520	mg/kg	SBH08	SBH08-0.5	A3	P0		0.500
0.728000	0.728			0.0119	0.600	mg/kg	SBS12	SBS12-5.0	A5	P0		5.000
0.725000	0.725			0.0113	0.570	mg/kg	SBN09	SBN09-0.5-10.0	A4	P0	COMP	0.000
0.723000	0.723			0.0117	0.590	mg/kg	SBR08	SBR08-9.0	A2	P0		9.000
0.722000	0.722			0.0107	0.540	mg/kg	SBQ08	SBQ08-0.5-5.0	A2	P0	COMP	0.000
0.721000	0.721			0.0107	0.540	mg/kg	SBR10	SBR10-0.5-5.0	A5	P0	COMP	0.000
0.720000	0.720			0.0103	0.520	mg/kg	SBEF	SBEF-0.5	A3	P0	COMP	0.500
0.719000	0.719			0.0103	0.520	mg/kg	SBH07	SBH07-0.5	A3	P0		0.500
0.713000	0.713			0.0119	0.600	mg/kg	SBM08	SBM08-10.0	A4	P0		10.000
0.713000	0.713			0.0119	0.600	mg/kg	SBN09	SBN09-13.5	A4	P0		13.500
0.713000	0.713			0.0111	0.560	mg/kg	SBN13-P1	SBN13-PS1-4.5	A5	P0		4.500
0.713000	0.713			0.0109	0.550	mg/kg	SBO04	SBO04-0.5-5.0	A2	P0	COMP	0.000
0.713000	0.713			0.0115	0.580	mg/kg	SBO07	SBO07-0.5-15.0	A4	P0	COMP	0.000
0.712000	0.712			0.0113	0.570	mg/kg	SBP08	SBP08-24.5	A4	P0		24.500
0.711000	0.711			0.0109	0.550	mg/kg	SBQ07	SBQ07-0.5-5.0	A2	P0	COMP	0.000
0.710000	0.710	J		0.0124	0.630	mg/kg	SBF05-P2	SBF05-PS2-15.0	A3	P0		15.000
0.709000	0.709			0.0101	0.510	mg/kg	SBO11	SBO11-0.5	A5	P0		0.500
0.704000	0.704			0.0103	0.520	mg/kg	SBEF	SBEF-1.0	A3	P0	COMP	1.000
0.704000	0.704			0.0103	0.520	mg/kg	SBH05	SBH105-0.5	A3	D		0.500
0.704000	0.704			0.0121	0.610	mg/kg	SBO07	SBO07-19.5	A4	P0		19.500
0.704000	0.704			0.0113	0.570	mg/kg	SBU09-T2	SBU09-T2-0.5-10.0	A2	P0	COMP	0.000
0.703000	0.703			0.0101	0.510	mg/kg	SBL04	SBL04-0.5	A4	P0		0.500
0.702000	0.702			0.0113	0.570	mg/kg	SBM13-P2	SBM13-PS2-7.5	A5	P0		7.500
0.702000	0.702			0.0113	0.570	mg/kg	SBQ12	SBQ112-15.0	A5	D		15.000
0.698000	0.698			0.0111	0.560	mg/kg	SBP08	SBP08-0.5-10.0	A4	P0	COMP	0.000
0.692000	0.692			0.0113	0.570	mg/kg	SBO06	SBO06-20.0	A2	P0		20.000
0.692000	0.692			0.0122	0.620	mg/kg	SBQ03	SBQ103-PS1-3.0	A2	D		3.000
0.689000	0.689			0.0103	0.520	mg/kg	SBJ10	SBJ110-0.5	A3	D		0.500

Notes: Results sorted by: 1) parameter; 2) highest to lowest detected concentration; VQ - ABBL validation flag; LQ - lab qualifier; "J" - the result is an estimated quantity; "D" - analysis required dilution; "B" - analyte detected in blank; composite samples are indicated by the abbreviation "COMP". *The 2006 Tetra Tech results were converted from wet weight to dry weight based on depth-discrete average moisture content measured during ABBL's 2007 investigation (see report Section 1.4.3).

Table 3B
Cover Soil Analytical Results
Detected Metal Concentrations

Cover Soil Report
Former CalCompact Landfill
Carson, California

Dry Wt. Conc.*	Reported Conc.*	VQ	LQ	MDL	PQL	Units	Boring ID	Sample ID	Landfill Cell	Primary (P0) or Dup (D)	Com-posite	Depth (ft bgs)
Cadmium												
0.689000	0.689			0.0103	0.520	mg/kg	SBR11	SBR11-0.5	A5	P0		0.500
0.683000	0.683			0.0103	0.520	mg/kg	SBI09	SBI09-0.5	A3	P0		0.500
0.683000	0.683			0.0101	0.510	mg/kg	SBL12	SBL12-0.5	A3	P0		0.500
0.683000	0.683			0.0119	0.600	mg/kg	SBV12-P1	SBV12-PS1-15.0	A2	P0		15.000
0.682000	0.682			0.0103	0.520	mg/kg	SBG06	SBG106-0.5	A3	D		0.500
0.677000	0.677			0.0103	0.520	mg/kg	SBJ10	SBJ10-0.5	A3	P0		0.500
0.675000	0.675			0.0103	0.520	mg/kg	SBJ05	SBJ05-0.5	A4	P0		0.500
0.675000	0.675			0.0103	0.520	mg/kg	SBM06	SBM06-0.5	A4	P0		0.500
0.675000	0.675			0.0113	0.570	mg/kg	SBM08	SBM08-0.5-10.0	A4	P0	COMP	0.000
0.673000	0.673			0.0111	0.560	mg/kg	SBJ13-P1	SBJ13-PS1-2.5	A3	P0		2.500
0.673000	0.673			0.0115	0.580	mg/kg	SBN01-T1	SBN01-T1-T2D	A2	D	COMP	0.000
0.672000	0.672			0.0117	0.590	mg/kg	SBI03	SBI03-4.0	A4	P0		4.000
0.672000	0.672			0.0115	0.580	mg/kg	SBP08	SBP08-15.0-20.0	A4	P0	COMP	0.000
0.671000	0.671			0.0103	0.520	mg/kg	SBGH	SBGH-0.5	A3	P0	COMP	0.500
0.670000	0.670			0.0122	0.620	mg/kg	SBG10-P1	SBG10-PS1-4.5	A3	P0		4.500
0.668000	0.668			0.0103	0.520	mg/kg	SBL11	SBL11-0.5	A3	P0		0.500
0.667000	0.667			0.0113	0.570	mg/kg	SBN06	SBN06-8.0	A4	P0		8.000
0.664000	0.664			0.0101	0.510	mg/kg	SBI08	SBI08-0.5	A3	P0		0.500
0.664000	0.664			0.0103	0.520	mg/kg	SBK12	SBK12-7.0	A3	P0		7.000
0.659000	0.659			0.0119	0.600	mg/kg	SBP09	SBP09-20.0	A4	P0		20.000
0.658000	0.658			0.0109	0.550	mg/kg	SBS13-P1	SBS13-PS1-4.0	A5	P0		4.000
0.651000	0.651			0.0124	0.630	mg/kg	SBL04	SBL04-4.0	A4	P0		4.000
0.649000	0.649			0.0113	0.570	mg/kg	SBH10	SBH10-0.5-15.0	A3	P0	COMP	0.000
0.644000	0.644			0.0119	0.600	mg/kg	SBF05	SBF05-6.5	A3	P0		6.500
0.642000	0.642			0.0103	0.520	mg/kg	SBGH	SBGH-1.0	A3	P0	COMP	1.000
0.632000	0.632			0.0103	0.520	mg/kg	SBV10-T1	SBV10-T1-0.5	A2	P0		0.500
0.631000	0.631			0.0105	0.530	mg/kg	SBL07	SBL07-0.5-2.5	A4	P0	COMP	0.000
0.631000	0.631			0.0103	0.520	mg/kg	SBM05	SBM05-0.5	A4	P0		0.500
0.625000	0.625			0.0111	0.560	mg/kg	SBI12	SBI112-5.0	A3	D		5.000
0.621000	0.621			0.0107	0.540	mg/kg	SBJ04	SBJ04-0.5-2.0	A4	P0	COMP	0.000
0.619000	0.619			0.0117	0.590	mg/kg	SBN01-T1	SBN01-T1-T2	A2	P0	COMP	0.000
0.618000	0.618			0.0107	0.540	mg/kg	SBL06	SBL06-0.5-2.0	A4	P0	COMP	0.000
0.617000	0.617			0.0115	0.580	mg/kg	SBN08	SBN08-14.0	A4	P0		14.000
0.616000	0.616			0.0103	0.520	mg/kg	SBI05	SBI05-0.5	A4	P0		0.500
0.615000	0.615			0.0113	0.570	mg/kg	SBT08	SBT08-9.0	A2	P0		9.000
0.609000	0.609			0.0109	0.550	mg/kg	SBI11	SBI11-0.5-5.0	A3	P0	COMP	0.000
0.608000	0.608			0.0105	0.530	mg/kg	SBS11	SBS11-0.5	A5	P0		0.500
0.606000	0.606			0.0103	0.520	mg/kg	SBH06	SBH106-0.5	A3	D		0.500
0.599000	0.599			0.0107	0.540	mg/kg	SBO08	SBO08-0.5-5.0	A4	P0	COMP	0.000
0.598000	0.598			0.0113	0.570	mg/kg	SBE04-P1	SBE04-PS1-3.0	A3	P0		3.000
0.597000	0.597			0.0105	0.530	mg/kg	SBJ07	SBJ07-0.5	A4	P0		0.500
0.595000	0.595			0.0113	0.570	mg/kg	SBO02-T1	SBO02-T1-T2	A2	P0	COMP	0.000
0.594000	0.594			0.0107	0.540	mg/kg	SBK12	SBK12-0.5-2.0	A3	P0	COMP	0.000
0.593000	0.593			0.0103	0.520	mg/kg	SBH06	SBH06-0.5	A3	P0		0.500
0.585000	0.585			0.0103	0.520	mg/kg	SBL05	SBL05-0.5	A4	P0		0.500

Notes: Results sorted by: 1) parameter; 2) highest to lowest detected concentration; VQ - ABBL validation flag; LQ - lab qualifier; "J" - the result is an estimated quantity; "D" - analysis required dilution; "B" - analyte detected in blank; composite samples are indicated by the abbreviation "COMP". *The 2006 Tetra Tech results were converted from wet weight to dry weight based on depth-discrete average moisture content measured during ABBL's 2007 investigation (see report Section 1.4.3).

Table 3B
Cover Soil Analytical Results
Detected Metal Concentrations

Cover Soil Report
Former CalCompact Landfill
Carson, California

Dry Wt. Conc.*	Reported Conc.*	VQ	LQ	MDL	PQL	Units	Boring ID	Sample ID	Landfill Cell	Primary (P0) or Dup (D)	Com-posite	Depth (ft bgs)
Cadmium												
0.583000	0.583			0.0113	0.570	mg/kg	SBG09	SBG09-0.5-15.0	A3	P0	COMP	0.000
0.574000	0.574		J	0.0119	0.600	mg/kg	SBG09	SBG09-18.0	A3	P0		18.000
0.574000	0.574			0.0103	0.520	mg/kg	SBK09	SBK09-0.5	A4	P0		0.500
0.574000	0.574			0.0103	0.520	mg/kg	SBM10	SBM10-0.5	A4	P0		0.500
0.573000	0.573			0.0107	0.540	mg/kg	SBV10-T4	SBV10-T4-T3	A2	P0	COMP	0.000
0.572000	0.572		J	0.0124	0.630	mg/kg	SBQ03-P1	SBQ03-PS1-3.0	A2	P0		3.000
0.572000	0.572			0.0111	0.560	mg/kg	SBQ12	SBQ12-15.0	A5	P0		15.000
0.566000	0.566			0.0103	0.520	mg/kg	SBG06	SBG06-0.5	A3	P0		0.500
0.566000	0.566			0.0105	0.530	mg/kg	SBG08	SBG08-0.5-3.0	A3	P0	COMP	0.000
0.565000	0.565			0.0103	0.520	mg/kg	SBI12	SBI12-0.5	A3	P0		0.500
0.565000	0.565		J	0.0117	0.590	mg/kg	SBM05	SBM05-5.0	A4	P0		5.000
0.561000	0.561			0.0103	0.520	mg/kg	SBI07	SBI07-0.5	A3	P0		0.500
0.561000	0.561			0.0103	0.520	mg/kg	SBI09	SBI109-0.5	A3	D		0.500
0.556000	0.556			0.0103	0.520	mg/kg	SBL08	SBL08-0.5	A4	P0		0.500
0.555000	0.555			0.0107	0.540	mg/kg	SBF05	SBF05-0.5-2.0	A3	P0	COMP	0.000
0.554000	0.554		J	0.0117	0.590	mg/kg	SBG09-P1	SBG09-PS1-5.0	A3	P0		5.000
0.550000	0.550		J	0.0113	0.570	mg/kg	SBH09	SBH09-0.5-10.0	A3	P0	COMP	0.000
0.549000	0.549		J	0.0113	0.570	mg/kg	SBG09	SBG09-5.0	A3	P0		5.000
0.548000	0.548		J	0.0113	0.570	mg/kg	SBK03	SBK03-4.0	A4	P0		4.000
0.547000	0.547		J	0.0113	0.570	mg/kg	SBL06	SBL06-4.5	A4	P0		4.500
0.545000	0.545		J	0.0111	0.560	mg/kg	SBJ04	SBJ04-7.0	A4	P0		7.000
0.543000	0.543		J	0.0119	0.600	mg/kg	SBF06	SBF06-8.0	A3	P0		8.000
0.543000	0.543		J	0.0124	0.630	mg/kg	SBR05-P1	SBR05-PS1-3.5	A2	P0		3.500
0.539000	0.539		J	0.0113	0.570	mg/kg	SBP03-T1	SBP03-T1-T2	A2	P0	COMP	0.000
0.533000	0.533		J	0.0115	0.580	mg/kg	SBH10	SBH10-5.0	A3	P0		5.000
0.530000	0.530		J	0.0113	0.570	mg/kg	SBJ03	SBJ03-6.5	A4	P0		6.500
0.529000	0.529		J	0.0122	0.620	mg/kg	SBM07	SBM07-5.0	A4	P0		5.000
0.525000	0.525		J	0.0119	0.600	mg/kg	SBJ13-P2	SBJ13-PS2-8.5	A3	P0		8.500
0.522000	0.522		J	0.0119	0.600	mg/kg	SBO04	SBO04-9.5	A2	P0		9.500
0.511000	0.511		J	0.0111	0.560	mg/kg	SBF06	SBF06-0.5-4.0	A3	P0	COMP	0.000
0.495000	0.495		J	0.0124	0.630	mg/kg	SBI04	SBI04-8.0	A4	P0		8.000
0.489000	0.489		J	0.0103	0.520	mg/kg	SBK06	SBK06-0.5	A4	P0		0.500
0.482000	0.482		J	0.0103	0.520	mg/kg	SBK04	SBK04-0.5	A4	P0		0.500
0.481000	0.481		J	0.0113	0.570	mg/kg	SBP03-T1	SBP03-T1-T2D	A2	D	COMP	0.000
0.476000	0.476		J	0.0111	0.560	mg/kg	SBL13-P1	SBL13-PS1-9.5	A3	P0		9.500
0.449000	0.449		J	0.0124	0.630	mg/kg	SBM06	SBM06-4.5	A4	P0		4.500
0.447000	0.447		J	0.0111	0.560	mg/kg	SBL05	SBL05-4.0	A4	P0		4.000
0.441000	0.441		J	0.0115	0.580	mg/kg	SBK04	SBK04-4.0	A4	P0		4.000
0.386000	0.386		J	0.0103	0.520	mg/kg	SBI04	SBI04-0.5-3.0	A4	P0	COMP	0.000
0.366000	0.366		J	0.0122	0.620	mg/kg	SBF08-P1	SBF08-PS1-6.5	A3	P0		6.500
0.342000	0.342		J	0.0103	0.520	mg/kg	SBV10-T3	SBV10-T3-8.0	A2	P0		8.000
0.325000	0.325		J	0.0111	0.560	mg/kg	SBG08-P1	SBG08-PS1-5.0	A3	P0		5.000
0.273000	0.273		JB	0.0115	0.580	mg/kg	SBH09	SBH09-5.0	A3	P0		5.000
0.106000	0.106		J	0.0103	0.520	mg/kg	SBV09-T4	SBV09-T4-2.0	A2	P0		2.000

Notes: Results sorted by: 1) parameter; 2) highest to lowest detected concentration; VQ - ABBL validation flag; LQ - lab qualifier; "J" - the result is an estimated quantity; "D" - analysis required dilution; "B" - analyte detected in blank; composite samples are indicated by the abbreviation "COMP". *The 2006 Tetra Tech results were converted from wet weight to dry weight based on depth-discrete average moisture content measured during ABBL's 2007 investigation (see report Section 1.4.3).

Table 3B
Cover Soil Analytical Results
Detected Metal Concentrations

Cover Soil Report
Former CalCompact Landfill
Carson, California

Dry Wt. Conc.*	Reported Conc.*	VQ	LQ	MDL	PQL	Units	Boring ID	Sample ID	Landfill Cell	Primary (P0) or Dup (D)	Com-posite	Depth (ft bgs)
Chromium												
178.0000	178			0.0350	0.300	mg/kg	SBO04	SBO04-9.5	A2	P0		9.500
90.30000	90.3			0.0361	0.310	mg/kg	SBQ06	SBQ06-5.0	A2	P0		5.000
60.60000	60.6			0.0315	0.270	mg/kg	SBL09	SBL09-0.5	A4	P0		0.500
54.20000	54.2			0.0315	0.270	mg/kg	SBU09-T3	SBU09-T3-0.5-3.5	A2	P0	COMP	0.000
50.10000	50.1		J	0.0350	0.300	mg/kg	SBP09	SBP09-24.5	A4	P0		24.500
47.40000	47.4			0.0309	0.265	mg/kg	SBM13-P2	SBM13-P2-1.0	A5	P0		1.000
44.90000	44.9			0.0326	0.280	mg/kg	SBS07	SBS07-0.5-5.0	A2	P0	COMP	0.000
44.40000	44.4			0.0303	0.260	mg/kg	SBN12	SBN12-0.5	A5	P0		0.500
44.20000	44.2		J	0.0355	0.305	mg/kg	SBO08	SBO08-10.0	A4	P0		10.000
41.96240	40.2			2.5	5.0	mg/kg	SBD03	A3-D3-SB33-CM-0.5'-5'	A3	P0	COMP	0.000
41.70000	41.7		J	0.0419	0.360	mg/kg	SBH10-P1	SBH110-PS1-15.0	A3	D		15.000
41.10000	41.1			0.0309	0.265	mg/kg	SBKLM	SBKLM-0.5	A3	P0	COMP	0.500
40.90000	40.9			0.0350	0.300	mg/kg	SBV12-P1	SBV12-PS1-15.0	A2	P0		15.000
40.60000	40.6			0.0419	0.360	mg/kg	SBF05-P1	SBF05-PS1-15.0	A3	P0		15.000
39.30000	39.3			0.0396	0.340	mg/kg	SBI12-P1	SBI12-PS1-15.0	A3	P0		15.000
38.80000	38.8			0.0309	0.265	mg/kg	SBKLM	SBKLM-1.0	A3	P0	COMP	1.000
38.70000	38.7			0.0379	0.325	mg/kg	SBN01-P1	SBN01-PS1-3.0	A2	P0		3.000
38.70000	38.7			0.0309	0.265	mg/kg	SBQRST	SBQRST-1.0	A5	P0	COMP	1.000
38.70000	38.7			0.0414	0.355	mg/kg	SBV11-P2	SBV11-PS2-15.0	A2	P0		15.000
38.40000	38.4			0.0379	0.325	mg/kg	SBV13-P1	SBV13-PS1-15.0	A2	P0		15.000
38.00000	38.0			0.0303	0.260	mg/kg	SBK08	SBK08-0.5	A4	P0		0.500
37.90000	37.9			0.0367	0.315	mg/kg	SBL04	SBL04-4.0	A4	P0		4.000
37.70000	37.7			0.0326	0.280	mg/kg	SBJ03	SBJ03-0.5-3.0	A4	P0	COMP	0.000
37.50000	37.5			0.0303	0.260	mg/kg	SBIJ	SBIJ-0.5	A3	P0	COMP	0.500
37.10000	37.1			0.0396	0.340	mg/kg	SBR06	SBR06-9.0	A2	P0		9.000
36.70000	36.7			0.0338	0.290	mg/kg	SBTUV	SBTUV-PS-5.0	A2,	P0	COMP	5.000
36.40000	36.4			0.0361	0.310	mg/kg	SBQ03	SBQ103-PS1-3.0	A2	D		3.000
36.40000	36.4			0.0390	0.335	mg/kg	SBR05-P2	SBR05-PS2-3.5	A2	P0		3.500
36.20000	36.2			0.0396	0.340	mg/kg	SBP12	SBP12-10.0	A5	P0		10.000
36.00000	36.0			0.0373	0.320	mg/kg	SBP05	SBP05-26.0	A2	P0		26.000
35.90000	35.9			0.0367	0.315	mg/kg	SBT10	SBT10-6.5	A2	P0		6.500
35.70000	35.7			0.0361	0.310	mg/kg	SBIJ	SBIJ-PS-5.0	A3	P0	COMP	5.000
35.70000	35.7			0.0361	0.310	mg/kg	SBU11	SBU11-5.5	A2	P0		5.500
35.50000	35.5			0.0326	0.280	mg/kg	SBUV	SBUV-1.0	A2	P0	COMP	1.000
35.40000	35.4			0.0396	0.340	mg/kg	SBI11-P1	SBI11-PS1-15.0	A3	P0		15.000
34.70000	34.7			0.0414	0.355	mg/kg	SBT13-P2	SBT13-PS2-15.0	A5	P0		15.000
34.65550	33.2		J	2.5	5.0	mg/kg	SBB03	A3-B3-SB31-CM-0.5'-8'	A3	P0	COMP	0.000
34.60000	34.6			0.0367	0.315	mg/kg	SBU09-P1	SBU09-PS1-4.0	A2	P0		4.000
34.50000	34.5			0.0309	0.265	mg/kg	SBIJ	SBIJ-1.0	A3	P0	COMP	1.000
34.40000	34.4			0.0344	0.295	mg/kg	SBI03	SBI03-4.0	A4	P0		4.000
34.40000	34.4			0.0309	0.265	mg/kg	SBTUV	SBTUV-0.5	A2,	P0	COMP	0.500
34.30000	34.3			0.0384	0.330	mg/kg	SBE03-P1	SBE03-PS1-15.0	A3	P0		15.000
34.30000	34.3			0.0367	0.315	mg/kg	SBI04	SBI04-8.0	A4	P0		8.000
34.10000	34.1			0.0332	0.285	mg/kg	SBR06	SBR06-0.5-4.0	A2	P0	COMP	0.000
33.90000	33.9			0.0408	0.350	mg/kg	SBN12	SBN12-5.0	A5	P0		5.000

Notes: Results sorted by: 1) parameter; 2) highest to lowest detected concentration; VQ - ABBL validation flag; LQ - lab qualifier; "J" - the result is an estimated quantity; "D" - analysis required dilution; "B" - analyte detected in blank; composite samples are indicated by the abbreviation "COMP". *The 2006 Tetra Tech results were converted from wet weight to dry weight based on depth-discrete average moisture content measured during ABBL's 2007 investigation (see report Section 1.4.3).

Table 3B
Cover Soil Analytical Results
Detected Metal Concentrations

Cover Soil Report
Former CalCompact Landfill
Carson, California

Dry Wt. Conc.*	Reported Conc.*	VQ	LQ	MDL	PQL	Units	Boring ID	Sample ID	Landfill Cell	Primary (P0) or Dup (D)	Com-posite	Depth (ft bgs)
Chromium												
33.80000	33.8			0.0315	0.270	mg/kg	SBUV	SBUV-0.5	A2	P0	COMP	0.500
33.70000	33.7			0.0367	0.315	mg/kg	SBG08	SBG08-8.0	A3	P0		8.000
33.65380	28.0			2.5	5.0	mg/kg	SBN01	A2-N1-SB14-8'-D	A2	P0		8.000
33.60000	33.6			0.0367	0.315	mg/kg	SBQ03-P1	SBQ03-PS1-3.0	A2	P0		3.000
33.60000	33.6			0.0309	0.265	mg/kg	SBQ06	SBQ06-0.5	A2	P0		0.500
33.50000	33.5			0.0350	0.300	mg/kg	SBN09	SBN09-13.5	A4	P0		13.500
33.50000	33.5			0.0367	0.315	mg/kg	SBO02-P1	SBO02-PS1-3.5	A2	P0		3.500
33.30000	33.3			0.0379	0.325	mg/kg	SBS06-P1	SBS06-PS1-3.0	A2	P0		3.000
33.30000	33.3			0.0402	0.345	mg/kg	SBT13-P2	SBT113-PS2-15.0	A5	D		15.000
33.20000	33.2			0.0309	0.265	mg/kg	SBJ06	SBJ06-0.5	A4	P0		0.500
33.20000	33.2			0.0315	0.270	mg/kg	SBTUV	SBTUV-1.0	A2,	P0	COMP	1.000
33.20000	33.2			0.0402	0.345	mg/kg	SBV11-P1	SBV11-PS1-15.0	A2	P0		15.000
33.10000	33.1			0.0379	0.325	mg/kg	SBP03-P1	SBP03-PS1-4.5	A2	P0		4.500
33.00000	33.0			0.0309	0.265	mg/kg	SBNOP	SBNOP-1.0	A5	P0	COMP	1.000
33.00000	33.0			0.0367	0.315	mg/kg	SBO02-T2	SBO02-T2-4.5	A2	P0		4.500
33.00000	33.0			0.0344	0.295	mg/kg	SBT12	SBT12-7.0	A5	P0		7.000
33.00000	33.0			0.0326	0.280	mg/kg	SBU12	SBU12-0.5-2.0	A2	P0	COMP	0.000
32.90000	32.9			0.0396	0.340	mg/kg	SBU13-P1	SBU13-PS1-15.0	A2	P0		15.000
32.80000	32.8			0.0303	0.260	mg/kg	SBQRST	SBQRST-0.5	A5	P0	COMP	0.500
32.50000	32.5			0.0390	0.335	mg/kg	SBO11	SBO11-4.0	A5	P0		4.000
32.50000	32.5			0.0384	0.330	mg/kg	SBO12	SBO12-4.0	A5	P0		4.000
32.40000	32.4			0.0373	0.320	mg/kg	SBQ05	SBQ05-15.0-17.0	A2	P0	COMP	0.000
32.20000	32.2			0.0303	0.260	mg/kg	SBJ05	SBJ05-0.5	A4	P0		0.500
32.20000	32.2			0.0332	0.285	mg/kg	SBK05	SBK05-3.5'	A4	P0		3.500
32.20000	32.2			0.0332	0.285	mg/kg	SBS10	SBS10-0.5-8.0	A2	P0	COMP	0.000
32.00000	32.0			0.0355	0.305	mg/kg	SBS07	SBS07-10.0	A2	P0		10.000
32.00000	32.0			0.0379	0.325	mg/kg	SBT07-P2	SBT07-PS2-3.5	A2	P0		3.500
32.00000	32.0			0.0396	0.340	mg/kg	SBU09-P2	SBU09-PS2-3.5	A2	P0		3.500
31.90000	31.9			0.0390	0.335	mg/kg	SBP03-T2	SBP03-T2-4.0	A2	P0		4.000
31.90000	31.9			0.0367	0.315	mg/kg	SBP10	SBP10-15.0	A4	P0		15.000
31.90000	31.9			0.0338	0.290	mg/kg	SBR05	SBR05-0.5-3.0	A2	P0	COMP	0.000
31.80000	31.8			0.0361	0.310	mg/kg	SBQ04-P1	SBQ04-PS1-3.0	A2	P0		3.000
31.70000	31.7			0.0367	0.315	mg/kg	SBP04	SBP04-14.0	A2	P0		14.000
31.70000	31.7			0.0355	0.305	mg/kg	SBR05	SBR05-8.0	A2	P0		8.000
31.60000	31.6			0.0379	0.325	mg/kg	SBQ11	SBQ11-15.0	A5	P0		15.000
31.60000	31.6			0.0367	0.315	mg/kg	SBS06	SBS106-10.0	A2	D		10.000
31.50000	31.5			0.0361	0.310	mg/kg	SBEF	SBEF-PS-5.0	A3	P0	COMP	5.000
31.50000	31.5			0.0373	0.320	mg/kg	SBK13-P1	SBK13-PS1-9.0	A3	P0		9.000
31.50000	31.5			0.0344	0.295	mg/kg	SBN04	SBN04-15.0-20.0	A2	P0	COMP	0.000
31.40000	31.4			0.0309	0.265	mg/kg	SBI06	SBI06-0.5	A4	P0		0.500
31.40000	31.4			0.0350	0.300	mg/kg	SBN04	SBN04-25.0	A2	P0		25.000
31.30000	31.3			0.0379	0.325	mg/kg	SBH10-P1	SBH10-PS1-5.0	A3	P0		5.000
31.30000	31.3			0.0326	0.280	mg/kg	SBO09	SBO09-15.0-20.0	A4	P0	COMP	0.000
31.30000	31.3			0.0338	0.290	mg/kg	SBP13-P2	SBP13-PS2-4.0	A5	P0		4.000
31.30000	31.3			0.0367	0.315	mg/kg	SBU09-T1	SBU09-T1-8.5	A2	P0		8.500

Notes: Results sorted by: 1) parameter; 2) highest to lowest detected concentration; VQ - ABBL validation flag; LQ - lab qualifier; "J" - the result is an estimated quantity; "D" - analysis required dilution; "B" - analyte detected in blank; composite samples are indicated by the abbreviation "COMP". *The 2006 Tetra Tech results were converted from wet weight to dry weight based on depth-discrete average moisture content measured during ABBL's 2007 investigation (see report Section 1.4.3).

Table 3B
Cover Soil Analytical Results
Detected Metal Concentrations

Cover Soil Report
Former CalCompact Landfill
Carson, California

Dry Wt. Conc.*	Reported Conc.*	VQ	LQ	MDL	PQL	Units	Boring ID	Sample ID	Landfill Cell	Primary (P0) or Dup (D)	Com-posite	Depth (ft bgs)
Chromium												
31.20000	31.2			0.0332	0.285	mg/kg	SBO06	SBO06-0.5-15.0	A2	P0	COMP	0.000
31.00000	31.0			0.0338	0.290	mg/kg	SBS06	SBS06-0.5-5.0	A2	P0	COMP	0.000
31.00000	31.0			0.0373	0.320	mg/kg	SBS06-P2	SBS06-PS2-3.0	A2	P0		3.000
30.90000	30.9			0.0361	0.310	mg/kg	SBS06	SBS06-10.0	A2	P0		10.000
30.60000	30.6			0.0350	0.300	mg/kg	SBU09	SBU09-13.0	A2	P0		13.000
30.50000	30.5			0.0332	0.285	mg/kg	SBJ03	SBJ03-6.5	A4	P0		6.500
30.50000	30.5			0.0309	0.265	mg/kg	SBQ04	SBQ04-0.5	A2	P0		0.500
30.50000	30.5			0.0303	0.260	mg/kg	SBS12	SBS12-0.5	A5	P0		0.500
30.30000	30.3			0.0367	0.315	mg/kg	SBN01-T2	SBN01-T2-4.5	A2	P0		4.500
30.30000	30.3			0.0320	0.275	mg/kg	SBV09-T1	SBV09-T1-0.5-5.0	A2	P0	COMP	0.000
30.10000	30.1			0.0332	0.285	mg/kg	SBO01-P1	SBO01-PS1-4.5	A2	P0		4.500
30.00000	30.0			0.0367	0.315	mg/kg	SBS09	SBS09-3.5	A2	P0		3.500
30.00000	30.0			0.0361	0.310	mg/kg	SBV11	SBV11-6.0	A2	P0		6.000
29.90000	29.9			0.0297	0.255	mg/kg	SBM13-P2	SBM13-P2-0.5	A5	P0		0.500
29.90000	29.9			0.0303	0.260	mg/kg	SBNOP	SBNOP-0.5	A5	P0	COMP	0.500
29.90000	29.9			0.0367	0.315	mg/kg	SBQ04	SBQ04-4.0	A2	P0		4.000
29.70000	29.7			0.0350	0.300	mg/kg	SBH10	SBH10-18.5	A3	P0		18.500
29.70000	29.7			0.0303	0.260	mg/kg	SBK05	SBK05-0.5	A4	P0		0.500
29.70000	29.7			0.0355	0.305	mg/kg	SBV10-T1	SBV10-T1-4.5	A2	P0		4.500
29.60000	29.6			0.0315	0.270	mg/kg	SBL06	SBL06-0.5-2.0	A4	P0	COMP	0.000
29.60000	29.6			0.0361	0.310	mg/kg	SBL07	SBL07-6.5	A4	P0		6.500
29.60000	29.6			0.0315	0.270	mg/kg	SBPQ	SBPQ0.5	A5	P0	COMP	0.500
29.56730	24.6			2.5	5.0	mg/kg	SBO02	A2-O2-SB15-8'-D	A2	P0		8.000
29.50000	29.5			0.0379	0.325	mg/kg	SBP02-P1	SBP02-PS1-4.0	A2	P0		4.000
29.40000	29.4			0.0303	0.260	mg/kg	SBK11	SBK11-0.5	A3	P0		0.500
29.30000	29.3			0.0332	0.285	mg/kg	SBQ09	SBQ09-15.0	A4	P0		15.000
29.30000	29.3			0.0332	0.285	mg/kg	SBU09	SBU09-0.5-10.0	A2	P0	COMP	0.000
29.20000	29.2			0.0315	0.270	mg/kg	SBNO	SBNO-1.0	A5	P0	COMP	1.000
29.20000	29.2			0.0350	0.300	mg/kg	SBQ07	SBQ107-8.0	A2	D		8.000
29.20000	29.2			0.0373	0.320	mg/kg	SBR10	SBR10-9.5	A5	P0		9.500
29.20000	29.2			0.0326	0.280	mg/kg	SBR12	SBR12-0.5-15.0	A5	P0	COMP	0.000
29.20000	29.2			0.0379	0.325	mg/kg	SBS08	SBS08-6.0	A2	P0		6.000
29.10000	29.1			0.0350	0.300	mg/kg	SBT07-P1	SBT07-PS1-3.0	A2	P0		3.000
29.10000	29.1			0.0326	0.280	mg/kg	SBT08	SBT08-0.5-5.0	A2	P0	COMP	0.000
29.00000	29.0			0.0350	0.300	mg/kg	SBU12	SBU12-7.0	A2	P0		7.000
28.91570	24.0			2.5	5.0	mg/kg	SBH01	A1-H1-SB8-4'-D	A1	P0		4.000
28.90000	28.9			0.0326	0.280	mg/kg	SBT10	SBT10-0.5-3.0	A2	P0	COMP	0.000
28.90000	28.9			0.0315	0.270	mg/kg	SBTU	SBTU-1.0	A2	P0	COMP	1.000
28.80000	28.8			0.0332	0.285	mg/kg	SBO06	SBO06-20.0	A2	P0		20.000
28.80000	28.8			0.0326	0.280	mg/kg	SBPQ	SBPQ-1.0	A5	P0	COMP	1.000
28.80000	28.8			0.0350	0.300	mg/kg	SBT07-P1	SBT107-PS1-3.0	A2	D		3.000
28.70000	28.7			0.0297	0.255	mg/kg	SBL04	SBL04-0.5	A4	P0		0.500
28.60000	28.6			0.0361	0.310	mg/kg	SBG10-P1	SBG10-PS1-4.5	A3	P0		4.500
28.60000	28.6			0.0350	0.300	mg/kg	SBN08	SBN08-18.5	A4	P0		18.500
28.60000	28.6			0.0315	0.270	mg/kg	SBRS	SBRS-0.5	A5	P0	COMP	0.500

Notes: Results sorted by: 1) parameter; 2) highest to lowest detected concentration; VQ - ABBL validation flag; LQ - lab qualifier; "J" - the result is an estimated quantity; "D" - analysis required dilution; "B" - analyte detected in blank; composite samples are indicated by the abbreviation "COMP". *The 2006 Tetra Tech results were converted from wet weight to dry weight based on depth-discrete average moisture content measured during ABBL's 2007 investigation (see report Section 1.4.3).

Table 3B
Cover Soil Analytical Results
Detected Metal Concentrations

Cover Soil Report
Former CalCompact Landfill
Carson, California

Dry Wt. Conc.*	Reported Conc.*	VQ	LQ	MDL	PQL	Units	Boring ID	Sample ID	Landfill Cell	Primary (P0) or Dup (D)	Com-posite	Depth (ft bgs)
Chromium												
28.60000	28.6			0.0303	0.260	mg/kg	SBU11	SBU11-0.5	A2	P0		0.500
28.50000	28.5			0.0303	0.260	mg/kg	SBM09	SBM09-0.5	A4	P0		0.500
28.50000	28.5			0.0315	0.270	mg/kg	SBNO	SBNO-0.5	A5	P0	COMP	0.500
28.40000	28.4			0.0303	0.260	mg/kg	SBL05	SBL05-0.5	A4	P0		0.500
28.40000	28.4			0.0350	0.300	mg/kg	SBO10	SBO10-13.0	A4	P0		13.000
28.30000	28.3			0.0361	0.310	mg/kg	SBN01-2T2	SBN101-2T2-8.5	A2	D		8.500
28.30000	28.3			0.0373	0.320	mg/kg	SBU09-T3	SBU09-T3-8.5	A2	P0		8.500
28.20000	28.2			0.0326	0.280	mg/kg	SBN04	SBN04-0.5-10.0	A2	P0	COMP	0.000
28.20000	28.2			0.0373	0.320	mg/kg	SBQ04-T2	SBQ04-T2-4.5	A2	P0		4.500
28.10000	28.1			0.0367	0.315	mg/kg	SBR10	SBR110-9.5	A5	D		9.500
28.10000	28.1			0.0326	0.280	mg/kg	SBT12	SBT12-0.5-5.0	A5	P0	COMP	0.000
28.10000	28.1			0.0373	0.320	mg/kg	SBU09-P2	SBU109-PS2-3.5	A2	D		3.500
28.00000	28.0			0.0326	0.280	mg/kg	SBU09-T1	SBU09-T1-0.5-3.0	A2	P0	COMP	0.000
28.00000	28.0			0.0326	0.280	mg/kg	SBV09-T2	SBV09-T2-0.5-5.0	A2	P0	COMP	0.000
28.00000	28.0			0.0355	0.305	mg/kg	SBV10-P1	SBV10-PS1-5.0	A2	P0		5.000
27.90000	27.9			0.0361	0.310	mg/kg	SBM07	SBM07-5.0	A4	P0		5.000
27.90000	27.9			0.0332	0.285	mg/kg	SBP04	SBP04-0.5-10.0	A2	P0	COMP	0.000
27.80000	27.8			0.0332	0.285	mg/kg	SBN09	SBN09-0.5-10.0	A4	P0	COMP	0.000
27.80000	27.8			0.0332	0.285	mg/kg	SBR07	SBR07-0.5-6.0	A2	P0	COMP	0.000
27.70000	27.7			0.0303	0.260	mg/kg	SBS09	SBS09-0.5	A2	P0		0.500
27.60000	27.6			0.0326	0.280	mg/kg	SBG10-P1	SBG110-PS1-4.5	A3	D		4.500
27.60000	27.6			0.0338	0.290	mg/kg	SBO09	SBO09-0.5-10.0	A4	P0	COMP	0.000
27.50000	27.5			0.0303	0.260	mg/kg	SBM06	SBM06-0.5	A4	P0		0.500
27.50000	27.5			0.0332	0.285	mg/kg	SBM08	SBM08-0.5-10.0	A4	P0	COMP	0.000
27.50000	27.5			0.0326	0.280	mg/kg	SBN13-P1	SBN13-PS1-4.5	A5	P0		4.500
27.50000	27.5			0.0320	0.275	mg/kg	SBRS	SBRS-1.0	A5	P0	COMP	1.000
27.50000	27.5			0.0309	0.265	mg/kg	SBS08	SBS08-0.5	A2	P0		0.500
27.40000	27.4			0.0303	0.260	mg/kg	SBF	SBF-1.0	A3	P0	COMP	1.000
27.40000	27.4			0.0373	0.320	mg/kg	SBH11-P1	SBH11-PS1-5.0	A3	P0		5.000
27.40000	27.4			0.0303	0.260	mg/kg	SBI10	SBI10-0.5	A3	P0		0.500
27.40000	27.4			0.0350	0.300	mg/kg	SBP09	SBP09-20.0	A4	P0		20.000
27.40000	27.4			0.0344	0.295	mg/kg	SBQ10	SBQ10-0.5-10.0	A4	P0	COMP	0.000
27.40000	27.4			0.0332	0.285	mg/kg	SBQ10	SBQ10-12.5	A4	P0		12.500
27.40000	27.4			0.0315	0.270	mg/kg	SBU10	SBU10-0.5-5.0	A2	P0	COMP	0.000
27.30000	27.3			0.0384	0.330	mg/kg	SBFG	SBFG-PS-5.0	A3	P0	COMP	5.000
27.30000	27.3			0.0303	0.260	mg/kg	SBL08	SBL08-0.5	A4	P0		0.500
27.30000	27.3			0.0338	0.290	mg/kg	SBN05	SBN05-15.0-20.0	A2	P0	COMP	0.000
27.30000	27.3			0.0367	0.315	mg/kg	SBN07	SBN07-14.5	A4	P0		14.500
27.30000	27.3			0.0344	0.295	mg/kg	SBP06	SBP06-15.0-20.0	A2	P0	COMP	0.000
27.30000	27.3			0.0338	0.290	mg/kg	SBP09	SBP09-15.0-20.0	A4	P0	COMP	0.000
27.30000	27.3			0.0332	0.285	mg/kg	SBQ09	SBQ09-0.5-10.0	A4	P0	COMP	0.000
27.30000	27.3			0.0303	0.260	mg/kg	SBT09	SBT09-0.5	A2	P0		0.500
27.30000	27.3			0.0338	0.290	mg/kg	SBT09	SBT09-4.0	A2	P0		4.000
27.20000	27.2			0.0367	0.315	mg/kg	SBR05-P1	SBR05-PS1-3.5	A2	P0		3.500
27.20000	27.2			0.0315	0.270	mg/kg	SBV11	SBV11-0.5-1.5	A2	P0	COMP	0.000

Notes: Results sorted by: 1) parameter; 2) highest to lowest detected concentration; VQ - ABBL validation flag; LQ - lab qualifier; "J" - the result is an estimated quantity; "D" - analysis required dilution; "B" - analyte detected in blank; composite samples are indicated by the abbreviation "COMP". *The 2006 Tetra Tech results were converted from wet weight to dry weight based on depth-discrete average moisture content measured during ABBL's 2007 investigation (see report Section 1.4.3).

Table 3B
Cover Soil Analytical Results
Detected Metal Concentrations

Cover Soil Report
Former CalCompact Landfill
Carson, California

Dry Wt. Conc.*	Reported Conc.*	VQ	LQ	MDL	PQL	Units	Boring ID	Sample ID	Landfill Cell	Primary (P0) or Dup (D)	Com-posite	Depth (ft bgs)
Chromium												
27.10000	27.1			0.0303	0.260	mg/kg	SBF	SBF-0.5	A3	P0	COMP	0.500
27.10000	27.1			0.0297	0.255	mg/kg	SBJ09	SBJ09-0.5	A3	P0		0.500
27.10000	27.1			0.0379	0.325	mg/kg	SBJ12	SBJ12-10.0	A3	P0		10.000
27.10000	27.1			0.0338	0.290	mg/kg	SBN01	SBN01-2T1-2T2	A2	P0	COMP	0.000
27.10000	27.1			0.0315	0.270	mg/kg	SBO08	SBO08-0.5-5.0	A4	P0	COMP	0.000
27.10000	27.1			0.0320	0.275	mg/kg	SBP05	SBP05-0.5-10.0	A2	P0	COMP	0.000
27.10000	27.1			0.0309	0.265	mg/kg	SBTU	SBTU-0.5	A2	P0	COMP	0.500
27.00000	27.0			0.0350	0.300	mg/kg	SBV09-T2	SBV09-T2-9.0	A2	P0		9.000
26.90000	26.9			0.0303	0.260	mg/kg	SBFG	SBFG-0.5	A3	P0	COMP	0.500
26.90000	26.9			0.0350	0.300	mg/kg	SBU09-P1	SBU109-PS1-4.0	A2	D		4.000
26.80000	26.8		J	0.0414	0.355	mg/kg	SBF05-P2	SBF105-PS2-15.0	A3	D		15.000
26.80000	26.8			0.0320	0.275	mg/kg	SBN06	SBN06-0.5-5.0	A4	P0	COMP	0.000
26.80000	26.8			0.0396	0.340	mg/kg	SBT13-P1	SBT13-PS1-15	A5	P0		15.000
26.80000	26.8			0.0338	0.290	mg/kg	SBV09-T1	SBV09-T1-9.0	A2	P0		9.000
26.74700	22.2			2.5	5.0	mg/kg	SBA01	A1-A1-SB1-4'-D	A1	P0		4.000
26.72020	23.3			2.5	5.0	mg/kg	SBP03	A2-P3-SB45-12'-D	A2	P0		12.000
26.70000	26.7			0.0326	0.280	mg/kg	SBP10	SBP10-0.5-10.0	A4	P0	COMP	0.000
26.60330	22.4			2.5	5.0	mg/kg	SBL02	A2-L2-SB18-10'-D	A2	P0		10.000
26.60000	26.6		J	0.0402	0.345	mg/kg	SBH10-P1	SBH10-PS1-15.0	A3	P0		15.000
26.60000	26.6			0.0332	0.285	mg/kg	SBJ11	SBJ11-0.5-5.0	A3	P0	COMP	0.000
26.60000	26.6			0.0332	0.285	mg/kg	SBL06	SBL06-4.5	A4	P0		4.500
26.60000	26.6			0.0367	0.315	mg/kg	SBP06	SBP06-24.0	A2	P0		24.000
26.60000	26.6			0.0320	0.275	mg/kg	SBS13-P1	SBS13-PS1-4.0	A5	P0		4.000
26.50000	26.5			0.0355	0.305	mg/kg	SBM13-P1	SBM13-PS1-5.0	A3	P0		5.000
26.50000	26.5			0.0338	0.290	mg/kg	SBN11	SBN11-3.5	A5	P0		3.500
26.50000	26.5			0.0320	0.275	mg/kg	SBQ11	SBQ11-0.5-10.0	A5	P0	COMP	0.000
26.50000	26.5			0.0361	0.310	mg/kg	SBS10	SBS10-13.0	A2	P0		13.000
26.40000	26.4			0.0344	0.295	mg/kg	SBKLM2	SBKLM-PS-5.0	A3,	P0	COMP	5.000
26.40000	26.4			0.0332	0.285	mg/kg	SBO05	SBO05-0.5-15.0	A2	P0	COMP	0.000
26.40000	26.4			0.0344	0.295	mg/kg	SBR09	SBR09-15.5	A2	P0		15.500
26.30000	26.3			0.0320	0.275	mg/kg	SBFG	SBFG-1.0	A3	P0	COMP	1.000
26.30000	26.3			0.0350	0.300	mg/kg	SBN10	SBN10-9.0	A4	P0		9.000
26.30000	26.3			0.0326	0.280	mg/kg	SBP07	SBP07-0.5-10.0	A2	P0	COMP	0.000
26.20000	26.2			0.0350	0.300	mg/kg	SBF05	SBF05-6.5	A3	P0		6.500
26.20000	26.2			0.0367	0.315	mg/kg	SBR05-T2	SBR105-T2-5.5	A2	D		5.500
26.19050	22.0			2.5	5.0	mg/kg	SBI02	A2-I2-SB21-3'-D-Dup	A2	D		3.000
26.10000	26.1			0.0303	0.260	mg/kg	SBH06	SBH06-0.5	A3	P0		0.500
26.10000	26.1			0.0303	0.260	mg/kg	SBM05	SBM05-0.5	A4	P0		0.500
26.05140	22.3			2.5	5.0	mg/kg	SBL02	A2-L2-SB18-5'-D-Dup	A2	D		5.000
26.00000	26.0			0.0303	0.260	mg/kg	SBK07	SBK07-0.5	A4	P0		0.500
26.00000	26.0			0.0350	0.300	mg/kg	SBQRST	SBQRST-PS-5.0	A5	P0	COMP	5.000
25.99160	24.9			2.5	5.0	mg/kg	SBD01	A1-D1-SB4-0.5'-D	A1	P0		0.500
25.90000	25.9			0.0344	0.295	mg/kg	SBN05	SBN05-25.0	A2	P0		25.000
25.90000	25.9			0.0315	0.270	mg/kg	SBQ12	SBQ12-0.5-10	A5	P0	COMP	0.000
25.83330	21.7			2.5	5.0	mg/kg	SBG02	A1-G2-SB23A-3'-D-Dup	A1	D		3.000

Notes: Results sorted by: 1) parameter; 2) highest to lowest detected concentration; VQ - ABBL validation flag; LQ - lab qualifier; "J" - the result is an estimated quantity; "D" - analysis required dilution; "B" - analyte detected in blank; composite samples are indicated by the abbreviation "COMP". *The 2006 Tetra Tech results were converted from wet weight to dry weight based on depth-discrete average moisture content measured during ABBL's 2007 investigation (see report Section 1.4.3).

Table 3B
Cover Soil Analytical Results
Detected Metal Concentrations

Cover Soil Report
Former CalCompact Landfill
Carson, California

Dry Wt. Conc.*	Reported Conc.*	VQ	LQ	MDL	PQL	Units	Boring ID	Sample ID	Landfill Cell	Primary (P0) or Dup (D)	Com-posite	Depth (ft bgs)
Chromium												
25.80000	25.8			0.0361	0.310	mg/kg	SBF08-P1	SBF08-PS1-6.5	A3	P0		6.500
25.80000	25.8			0.0303	0.260	mg/kg	SBL10	SBL10-0.5	A4	P0		0.500
25.80000	25.8			0.0355	0.305	mg/kg	SBT11	SBT11-9.0	A2	P0		9.000
25.70000	25.7			0.0338	0.290	mg/kg	SBN08	SBN08-14.0	A4	P0		14.000
25.70000	25.7			0.0320	0.275	mg/kg	SBP03-T2	SBP103-T2-4.0	A2	D		4.000
25.70000	25.7			0.0315	0.270	mg/kg	SBP12	SBP12-0.5-5.0	A5	P0	COMP	0.000
25.70000	25.7			0.0315	0.270	mg/kg	SBV12	SBV12-0.5-1.5	A2	P0	COMP	0.000
25.60000	25.6			0.0309	0.265	mg/kg	SBL07	SBL07-0.5-2.5	A4	P0	COMP	0.000
25.60000	25.6			0.0303	0.260	mg/kg	SBM07	SBM07-0.5	A4	P0		0.500
25.60000	25.6			0.0315	0.270	mg/kg	SBP12	SBP12-0.5-5.0D	A5	D	COMP	0.000
25.50000	25.5			0.0303	0.260	mg/kg	SBEF	SBEF-0.5	A3	P0	COMP	0.500
25.50000	25.5			0.0326	0.280	mg/kg	SBI12	SBI112-5.0	A3	D		5.000
25.50000	25.5			0.0332	0.285	mg/kg	SBN07	SBN07-0.5-10.0	A4	P0	COMP	0.000
25.50000	25.5			0.0303	0.260	mg/kg	SBN11	SBN11-0.5	A5	P0		0.500
25.50000	25.5			0.0332	0.285	mg/kg	SBP07	SBP07-15.0-20.0	A2	P0	COMP	0.000
25.40000	25.4			0.0303	0.260	mg/kg	SBK03	SBK03-0.5	A4	P0		0.500
25.30000	25.3			0.0309	0.265	mg/kg	SBG05	SBG105-0.5	A3	D		0.500
25.30000	25.3			0.0303	0.260	mg/kg	SBK04	SBK04-0.5	A4	P0		0.500
25.30000	25.3			0.0309	0.265	mg/kg	SBP06	SBP06-0.5-10.0	A2	P0	COMP	0.000
25.30000	25.3			0.0332	0.285	mg/kg	SBP07	SBP07-25.0	A2	P0		25.000
25.30000	25.3			0.0338	0.290	mg/kg	SBQ08	SBQ08-9.0	A2	P0		9.000
25.20000	25.2			0.0303	0.260	mg/kg	SBH05	SBH105-0.5	A3	D		0.500
25.20000	25.2			0.0344	0.295	mg/kg	SBO10	SBO10-0.5-10.0	A4	P0	COMP	0.000
25.20000	25.2			0.0350	0.300	mg/kg	SBQ05	SBQ05-21.5	A2	P0		21.500
25.20000	25.2			0.0367	0.315	mg/kg	SBR07	SBR07-8.0	A2	P0		8.000
25.20000	25.2			0.0367	0.315	mg/kg	SBT07-T2	SBT07-T2-8.0	A2	P0		8.000
25.15660	24.1			2.5	5.0	mg/kg	SBF02	A1-F2-SB24-0.5'-D	A1	P0		0.500
25.11900	21.1			2.5	5.0	mg/kg	SBG02	A1-G2-SB23A-3'-D	A1	P0		3.000
25.10000	25.1			0.0338	0.290	mg/kg	SBH10	SBH10-5.0	A3	P0		5.000
25.00000	25.0			0.0303	0.260	mg/kg	SBJ09	SBJ109-0.5	A3	D		0.500
25.00000	25.0			0.0332	0.285	mg/kg	SBK03	SBK03-4.0	A4	P0		4.000
25.00000	25.0			0.0315	0.270	mg/kg	SBT11	SBT11-0.5-5.0	A2	P0	COMP	0.000
25.00000	25.0			0.0350	0.300	mg/kg	SBV12	SBV12-6.0	A2	P0		6.000
24.90000	24.9			0.0303	0.260	mg/kg	SBH05	SBH05-0.5	A3	P0		0.500
24.90000	24.9			0.0309	0.265	mg/kg	SBJ07	SBJ07-0.5	A4	P0		0.500
24.90000	24.9			0.0338	0.290	mg/kg	SBO07	SBO07-0.5-15.0	A4	P0	COMP	0.000
24.90000	24.9			0.0367	0.315	mg/kg	SBV09-T3	SBV09-T3-8.0	A2	P0		8.000
24.80000	24.8			0.0326	0.280	mg/kg	SBL05	SBL05-4.0	A4	P0		4.000
24.80000	24.8			0.0338	0.290	mg/kg	SBP10	SBP110-15.0	A4	D		15.000
24.80000	24.8			0.0338	0.290	mg/kg	SBQ13-P1	SBQ13-PS1-7.5	A5	P0		7.500
24.70000	24.7			0.0303	0.260	mg/kg	SBJ08	SBJ08-0.5	A3	P0		0.500
24.70000	24.7			0.0303	0.260	mg/kg	SBK09	SBK09-0.5	A4	P0		0.500
24.70000	24.7			0.0320	0.275	mg/kg	SBR08	SBR08-0.5-5.0	A2	P0	COMP	0.000
24.63470	23.6			2.5	5.0	mg/kg	SBL02	A2-L2-SB18-CM-0.5'-5'	A2	P0	COMP	0.000
24.60000	24.6			0.0303	0.260	mg/kg	SBEF	SBEF-1.0	A3	P0	COMP	1.000

Notes: Results sorted by: 1) parameter; 2) highest to lowest detected concentration; VQ - ABBL validation flag; LQ - lab qualifier; "J" - the result is an estimated quantity; "D" - analysis required dilution; "B" - analyte detected in blank; composite samples are indicated by the abbreviation "COMP". *The 2006 Tetra Tech results were converted from wet weight to dry weight based on depth-discrete average moisture content measured during ABBL's 2007 investigation (see report Section 1.4.3).

Table 3B
Cover Soil Analytical Results
Detected Metal Concentrations

Cover Soil Report
Former CalCompact Landfill
Carson, California

Dry Wt. Conc.*	Reported Conc.*	VQ	LQ	MDL	PQL	Units	Boring ID	Sample ID	Landfill Cell	Primary (P0) or Dup (D)	Com-posite	Depth (ft bgs)
Chromium												
24.60000	24.6			0.0303	0.260	mg/kg	SBH06	SBH106-0.5	A3	D		0.500
24.60000	24.6			0.0303	0.260	mg/kg	SBI05	SBI05-0.5	A4	P0		0.500
24.60000	24.6			0.0326	0.280	mg/kg	SBR09	SBR09-0.5-10.0	A2	P0	COMP	0.000
24.52380	20.6			2.5	5.0	mg/kg	SBI01	A2-I1-SB9-3'-D	A2	P0		3.000
24.50000	24.5			0.0309	0.265	mg/kg	SBG07	SBG07-0.5	A3	P0		0.500
24.50000	24.5			0.0297	0.255	mg/kg	SBI08	SBI08-0.5	A3	P0		0.500
24.50000	24.5			0.0332	0.285	mg/kg	SBM08	SBM08-14.5	A4	P0		14.500
24.50000	24.5			0.0303	0.260	mg/kg	SBP11	SBP11-0.5	A5	P0		0.500
24.50000	24.5			0.0344	0.295	mg/kg	SBR08	SBR08-9.0	A2	P0		9.000
24.42590	23.4			2.5	5.0	mg/kg	SBJ01	A3-J1-SB10-CM-0.5'-4'	A3	P0	COMP	0.000
24.40000	24.4			0.0320	0.275	mg/kg	SBO04	SBO04-0.5-5.0	A2	P0	COMP	0.000
24.40000	24.4			0.0332	0.285	mg/kg	SBP07	SBP07-15.0-20.0D	A2	D	COMP	0.000
24.40000	24.4			0.0332	0.285	mg/kg	SBP09	SBP09-0.5-10.0	A4	P0	COMP	0.000
24.40000	24.4			0.0332	0.285	mg/kg	SBQ12	SBQ112-15.0	A5	D		15.000
24.30000	24.3			0.0350	0.300	mg/kg	SBH09	SBH09-14.0	A3	P0		14.000
24.30000	24.3			0.0379	0.325	mg/kg	SBO09	SBO09-25.0	A4	P0		25.000
24.30000	24.3			0.0338	0.290	mg/kg	SBS11	SBS11-5.0	A5	P0		5.000
24.20000	24.2			0.0315	0.270	mg/kg	SBJ04	SBJ04-0.5-2.0	A4	P0	COMP	0.000
24.20000	24.2			0.0344	0.295	mg/kg	SBM05	SBM05-5.0	A4	P0		5.000
24.20000	24.2			0.0350	0.300	mg/kg	SBN09	SBN09-10.0	A4	P0		10.000
24.00000	24.0			0.0303	0.260	mg/kg	SBO12	SBO112-0.5	A5	D		0.500
24.00000	24.0			0.0338	0.290	mg/kg	SBU08-T2	SBU08-T2-7.5	A2	P0		7.500
23.90000	23.9			0.0303	0.260	mg/kg	SBJ10	SBJ110-0.5	A3	D		0.500
23.90000	23.9			0.0350	0.300	mg/kg	SBM08	SBM08-10.0	A4	P0		10.000
23.90000	23.9			0.0338	0.290	mg/kg	SBP08	SBP08-15.0-20.0	A4	P0	COMP	0.000
23.80000	23.8			0.0326	0.280	mg/kg	SBJ13-P1	SBJ13-PS1-2.5	A3	P0		2.500
23.80000	23.8			0.0355	0.305	mg/kg	SBO07	SBO07-19.5	A4	P0		19.500
23.80000	23.8			0.0315	0.270	mg/kg	SBR13-P1	SBR13-PS1-11.5	A5	P0		11.500
23.70000	23.7			0.0303	0.260	mg/kg	SBG05	SBG05-0.5	A3	P0		0.500
23.70000	23.7			0.0332	0.285	mg/kg	SBG09	SBG09-5.0	A3	P0		5.000
23.70000	23.7			0.0303	0.260	mg/kg	SBI09	SBI09-0.5	A3	P0		0.500
23.70000	23.7			0.0303	0.260	mg/kg	SBK06	SBK06-0.5	A4	P0		0.500
23.70000	23.7			0.0326	0.280	mg/kg	SBM04	SBM04-0.5-10.0	A2	P0	COMP	0.000
23.70000	23.7			0.0320	0.275	mg/kg	SBM04	SBM04-15.0	A2	P0		15.000
23.70000	23.7			0.0326	0.280	mg/kg	SBN08	SBN08-0.5-14.0	A4	P0	COMP	0.000
23.60000	23.6			0.0367	0.315	mg/kg	SBS06-T2	SBS06-T2-7.5	A2	P0		7.500
23.50000	23.5			0.0303	0.260	mg/kg	SBK10	SBK10-0.5	A3	P0		0.500
23.50000	23.5			0.0303	0.260	mg/kg	SBL11	SBL11-0.5	A3	P0		0.500
23.48640	22.5			2.5	5.0	mg/kg	SBO02	A2-O2-SB15-CM-0.5'-5'	A2	P0	COMP	0.000
23.40000	23.4			0.0332	0.285	mg/kg	SBH10	SBH10-0.5-15.0	A3	P0	COMP	0.000
23.30000	23.3			0.0303	0.260	mg/kg	SBJ10	SBJ10-0.5	A3	P0		0.500
23.30000	23.3			0.0303	0.260	mg/kg	SBM11	SBM11-0.5	A3	P0		0.500
23.30000	23.3			0.0315	0.270	mg/kg	SBR10	SBR10-0.5-5.0	A5	P0	COMP	0.000
23.30000	23.3			0.0367	0.315	mg/kg	SBT08-P1	SBT08-PS1-3.0	A2	P0		3.000
23.21430	19.5			2.5	5.0	mg/kg	SBF03	A3-F3-SB35-3'-D-Dup	A3	D		3.000

Notes: Results sorted by: 1) parameter; 2) highest to lowest detected concentration; VQ - ABBL validation flag; LQ - lab qualifier; "J" - the result is an estimated quantity; "D" - analysis required dilution; "B" - analyte detected in blank; composite samples are indicated by the abbreviation "COMP". *The 2006 Tetra Tech results were converted from wet weight to dry weight based on depth-discrete average moisture content measured during ABBL's 2007 investigation (see report Section 1.4.3).

Table 3B
Cover Soil Analytical Results
Detected Metal Concentrations

Cover Soil Report
Former CalCompact Landfill
Carson, California

Dry Wt. Conc.*	Reported Conc.*	VQ	LQ	MDL	PQL	Units	Boring ID	Sample ID	Landfill Cell	Primary (P0) or Dup (D)	Com-posite	Depth (ft bgs)
Chromium												
23.20000	23.2			0.0309	0.265	mg/kg	SBI03	SBI03-0.5	A4	P0		0.500
23.20000	23.2			0.0326	0.280	mg/kg	SBJ04	SBJ04-7.0	A4	P0		7.000
23.20000	23.2			0.0332	0.285	mg/kg	SBO05	SBO05-20.0	A2	P0		20.000
23.20000	23.2			0.0332	0.285	mg/kg	SBP08	SBP08-24.5	A4	P0		24.500
23.16930	19.3			2.5	5.0	mg/kg	SBJ02	A2-J2-SB20-9'-D	A2	P0		9.000
23.10000	23.1			0.0303	0.260	mg/kg	SBI07	SBI07-0.5	A3	P0		0.500
23.10000	23.1			0.0350	0.300	mg/kg	SBN01	SBN01-2T2-8.5	A2	P0		8.500
23.10000	23.1			0.0309	0.265	mg/kg	SBO12	SBO12-0.5	A5	P0		0.500
23.10000	23.1			0.0332	0.285	mg/kg	SBT08	SBT08-9.0	A2	P0		9.000
23.06890	22.1			2.5	5.0	mg/kg	SBP03	A2-P3-SB45-CM-0.5'-10'	A2	P0	COMP	0.000
23.00000	23.0			0.0384	0.330	mg/kg	SBF06-P1	SBF06-PS1-15.0	A3	P0		15.000
23.00000	23.0			0.0350	0.300	mg/kg	SBJ13-P2	SBJ13-PS2-8.5	A3	P0		8.500
22.92160	19.3			2.5	5.0	mg/kg	SBM03	A2-M3-SB42-10'-D-Dup	A2	D		10.000
22.90000	22.9			0.0303	0.260	mg/kg	SBGH	SBGH-0.5	A3	P0	COMP	0.500
22.85710	19.2			2.5	5.0	mg/kg	SBF02	A1-F2-SB24-3'-D	A1	P0		3.000
22.82110	19.9			2.5	5.0	mg/kg	SBH02	A1-H2-SB22-12'-D	A1	P0		12.000
22.80290	19.2			2.5	5.0	mg/kg	SBL02	A2-L2-SB18-10'-D-Dup	A2	D		10.000
22.80000	22.8			0.0332	0.285	mg/kg	SBG09	SBG09-0.5-15.0	A3	P0	COMP	0.000
22.80000	22.8			0.0326	0.280	mg/kg	SBP08	SBP08-0.5-10.0	A4	P0	COMP	0.000
22.80000	22.8			0.0332	0.285	mg/kg	SBR12	SBR12-17.0	A5	P0		17.000
22.75570	21.8			2.5	5.0	mg/kg	SBD02	A1-D2-SB26-CM-0.5'-5'	A1	P0	COMP	0.000
22.70000	22.7			0.0390	0.335	mg/kg	SBF07-P1	SBF07-PS1-15.0	A3	P0		15.000
22.65190	20.5			2.5	5.0	mg/kg	SBD01	A1-D1-SB4-2'-D	A1	P0		2.000
22.65140	21.7			2.5	5.0	mg/kg	SBK02	A2-K2-SB19-CM-0.5'-5'	A2	P0	COMP	0.000
22.60000	22.6			0.0338	0.290	mg/kg	SBK04	SBK04-4.0	A4	P0		4.000
22.50000	22.5			0.0332	0.285	mg/kg	SBJ12	SBJ12-0.5-5.0	A3	P0	COMP	0.000
22.50000	22.5			0.0332	0.285	mg/kg	SBL12	SBL12-5.0	A3	P0		5.000
22.50000	22.5			0.0320	0.275	mg/kg	SBN10	SBN10-0.5-5.0	A4	P0	COMP	0.000
22.44900	18.7			2.5	5.0	mg/kg	SBO03	A2-O3-SB44-9'-D	A2	P0		9.000
22.43090	20.3			2.5	5.0	mg/kg	SBE01	A1-E1-SB5-2'-D	A1	P0		2.000
22.40000	22.4			0.0303	0.260	mg/kg	SBM12	SBM12-0.5	A3	P0		0.500
22.32780	18.8			2.5	5.0	mg/kg	SBN03	A2-N3-SB43-10'-D	A2	P0		10.000
22.30000	22.3			0.0326	0.280	mg/kg	SBF06	SBF06-0.5-4.0	A3	P0	COMP	0.000
22.30000	22.3			0.0350	0.300	mg/kg	SBG09	SBG09-18.0	A3	P0		18.000
22.30000	22.3			0.0326	0.280	mg/kg	SBQ12	SBQ12-15.0	A5	P0		15.000
22.20000	22.2			0.0303	0.260	mg/kg	SBGH	SBGH-1.0	A3	P0	COMP	1.000
22.20000	22.2			0.0320	0.275	mg/kg	SBQ07	SBQ07-0.5-5.0	A2	P0	COMP	0.000
22.13300	19.3			2.5	5.0	mg/kg	SBD03	A3-D3-SB33-12'-D	A3	P0		12.000
22.12940	21.2			2.5	5.0	mg/kg	SBJ02	A2-J2-SB20-CM-0.5'-5'	A2	P0	COMP	0.000
22.02510	21.1			2.5	5.0	mg/kg	SBG01	A1-G1-SB7-0.5'-D	A1	P0		0.500
22.00900	19.5			2.5	5.0	mg/kg	SBE03	A3-E3-SB34-7'-D	A3	P0		7.000
22.00000	22.0			0.0332	0.285	mg/kg	SBE04-P1	SBE04-PS1-3.0	A3	P0		3.000
22.00000	22.0			0.0303	0.260	mg/kg	SBK12	SBK12-7.0	A3	P0		7.000
22.00000	22.0			0.0332	0.285	mg/kg	SBM13-P2	SBM13-PS2-7.5	A5	P0		7.500
21.90480	18.4			2.5	5.0	mg/kg	SBF04	A3-F4-SB55-3'-D	A3	P0		3.000

Notes: Results sorted by: 1) parameter; 2) highest to lowest detected concentration; VQ - ABBL validation flag; LQ - lab qualifier; "J" - the result is an estimated quantity; "D" - analysis required dilution; "B" - analyte detected in blank; composite samples are indicated by the abbreviation "COMP". *The 2006 Tetra Tech results were converted from wet weight to dry weight based on depth-discrete average moisture content measured during ABBL's 2007 investigation (see report Section 1.4.3).

Table 3B
Cover Soil Analytical Results
Detected Metal Concentrations

Cover Soil Report
Former CalCompact Landfill
Carson, California

Dry Wt. Conc.*	Reported Conc.*	VQ	LQ	MDL	PQL	Units	Boring ID	Sample ID	Landfill Cell	Primary (P0) or Dup (D)	Com-posite	Depth (ft bgs)
Chromium												
21.90000	21.9			0.0303	0.260	mg/kg	SBH07	SBH07-0.5	A3	P0		0.500
21.90000	21.9			0.0338	0.290	mg/kg	SBN01-T1	SBN01-T1-T2D	A2	D	COMP	0.000
21.90000	21.9			0.0320	0.275	mg/kg	SBR09	SBR09-0.5-10.0D	A2	D	COMP	0.000
21.80000	21.8			0.0303	0.260	mg/kg	SBG06	SBG106-0.5	A3	D		0.500
21.80000	21.8			0.0350	0.300	mg/kg	SBR05-T2	SBR05-T2-5.5	A2	P0		5.500
21.76800	19.7			2.5	5.0	mg/kg	SBA03	A3-A3-SB30-2'-D	A3	P0		2.000
21.75480	18.1			2.5	5.0	mg/kg	SBN02	A2-N2-SB16-8'-D	A2	P0		8.000
21.70000	21.7			0.0332	0.285	mg/kg	SBH09	SBH09-0.5-10.0	A3	P0	COMP	0.000
21.70000	21.7			0.0355	0.305	mg/kg	SBI11	SBI11-10.0	A3	P0		10.000
21.70000	21.7			0.0297	0.255	mg/kg	SBL12	SBL12-0.5	A3	P0		0.500
21.60000	21.6			0.0320	0.275	mg/kg	SBI11	SBI11-0.5-5.0	A3	P0	COMP	0.000
21.50310	20.6			2.5	5.0	mg/kg	SBB02	A1-B2-SB28-CM-0.5'-5'	A1	P0	COMP	0.000
21.40000	21.4		J	0.0350	0.300	mg/kg	SBF06	SBF06-8.0	A3	P0		8.000
21.40000	21.4			0.0344	0.295	mg/kg	SBI10	SBI10-5.0	A3	P0		5.000
21.40000	21.4			0.0303	0.260	mg/kg	SBR11	SBR11-0.5	A5	P0		0.500
21.30000	21.3			0.0320	0.275	mg/kg	SBN05	SBN05-0.5-10.0	A2	P0	COMP	0.000
21.30000	21.3			0.0350	0.300	mg/kg	SBU09-T2	SBU09-T2-15.0	A2	P0		15.000
21.29440	20.4			2.5	5.0	mg/kg	SBA02	A1-A2-SB29-CM-0.5'-5'	A1	P0	COMP	0.000
21.10000	21.1			0.0326	0.280	mg/kg	SBO13-P1	SBO13-PS1-3.0	A5	P0		3.000
21.10000	21.1			0.0315	0.270	mg/kg	SBQ08	SBQ08-0.5-5.0	A2	P0	COMP	0.000
21.00000	21.0			0.0326	0.280	mg/kg	SBP05	SBP05-15.0-20.0	A2	P0	COMP	0.000
20.91350	17.4			2.5	5.0	mg/kg	SBL03	A2-L3-SB41-8'-D	A2	P0		8.000
20.87680	20.0			2.5	5.0	mg/kg	SBF04	A3-F4-SB55-0.5'-D	A3	P0		0.500
20.80000	20.8			0.0303	0.260	mg/kg	SBI08	SBI108-0.5	A3	D		0.500
20.80000	20.8			0.0303	0.260	mg/kg	SBI09	SBI109-0.5	A3	D		0.500
20.80000	20.8			0.0315	0.270	mg/kg	SBK12	SBK12-0.5-2.0	A3	P0	COMP	0.000
20.80000	20.8			0.0350	0.300	mg/kg	SBU10	SBU10-8.0	A2	P0		8.000
20.80000	20.8			0.0303	0.260	mg/kg	SBV10-T1	SBV10-T1-0.5	A2	P0		0.500
20.70000	20.7			0.0315	0.270	mg/kg	SBF05	SBF05-0.5-2.0	A3	P0	COMP	0.000
20.70000	20.7			0.0350	0.300	mg/kg	SBS12	SBS12-5.0	A5	P0		5.000
20.60000	20.6			0.0303	0.260	mg/kg	SBI12	SBI12-0.5	A3	P0		0.500
20.56370	19.7			2.5	5.0	mg/kg	SBI02	A2-I2-SB21-0.5'-D	A2	P0		0.500
20.55290	17.1			2.5	5.0	mg/kg	SBG04	A3-G4-SB56-8'-D	A3	P0		8.000
20.54180	18.2			2.5	5.0	mg/kg	SBM01	A2-M1-SB13-7'-D	A2	P0		7.000
20.45930	19.6			2.5	5.0	mg/kg	SBA03	A3-A3-SB30-0.5'-D	A3	P0		0.500
20.45930	19.6			2.5	5.0	mg/kg	SBF01	A1-F1-SB6-0.5'-D	A1	P0		0.500
20.40000	20.4			0.0344	0.295	mg/kg	SBN01-T1	SBN01-T1-T2	A2	P0	COMP	0.000
20.35490	19.5			2.5	5.0	mg/kg	SBC03	A3-C3-SB32-CM-0.5'-5'	A3	P0	COMP	0.000
20.30880	17.1			2.5	5.0	mg/kg	SBM03	A2-M3-SB42-10'-D	A2	P0		10.000
20.30000	20.3			0.0326	0.280	mg/kg	SBP13-P1	SBP13-PS1-3.0	A5	P0		3.000
20.20000	20.2			0.0344	0.295	mg/kg	SBG09-P1	SBG09-PS1-5.0	A3	P0		5.000
20.10000	20.1			0.0303	0.260	mg/kg	SBH08	SBH08-0.5	A3	P0		0.500
20.10000	20.1			0.0303	0.260	mg/kg	SBI04	SBI04-0.5-3.0	A4	P0	COMP	0.000
20.00000	20.0			0.0367	0.315	mg/kg	SBM06	SBM06-4.5	A4	P0		4.500
20.00000	20.0			0.0332	0.285	mg/kg	SBN06	SBN06-8.0	A4	P0		8.000

Notes: Results sorted by: 1) parameter; 2) highest to lowest detected concentration; VQ - ABBL validation flag; LQ - lab qualifier; "J" - the result is an estimated quantity; "D" - analysis required dilution; "B" - analyte detected in blank; composite samples are indicated by the abbreviation "COMP". *The 2006 Tetra Tech results were converted from wet weight to dry weight based on depth-discrete average moisture content measured during ABBL's 2007 investigation (see report Section 1.4.3).

Table 3B
Cover Soil Analytical Results
Detected Metal Concentrations

Cover Soil Report
Former CalCompact Landfill
Carson, California

Dry Wt. Conc.*	Reported Conc.*	VQ	LQ	MDL	PQL	Units	Boring ID	Sample ID	Landfill Cell	Primary (P0) or Dup (D)	Com-posite	Depth (ft bgs)
Chromium												
19.95190	16.6			2.5	5.0	mg/kg	SBB02	A1-B2-SB28-8'-D	A1	P0		8.000
19.76190	16.6			2.5	5.0	mg/kg	SBF03	A3-F3-SB35-3'-D	A3	P0		3.000
19.70000	19.7			0.0344	0.295	mg/kg	SBQ07	SBQ07-8.0	A2	P0		8.000
19.63880	17.4			2.5	5.0	mg/kg	SBK02	A2-K2-SB19-7'-D	A2	P0		7.000
19.62420	18.8			2.5	5.0	mg/kg	SBB01	A1-B1-SB2-0.5'-D	A1	P0		0.500
19.62420	18.8			2.5	5.0	mg/kg	SBG02	A1-G2-SB23A-0.5'-D-Dup	A1	D		0.500
19.27710	16.0			2.5	5.0	mg/kg	SBB03	A3-B3-SB31-13'-D	A3	P0		13.000
19.10230	18.3		J	2.5	5.0	mg/kg	SBB03	A3-B3-SB31-CM-0.5'-8'-Dup	A3	D	COMP	0.000
19.10230	18.3			2.5	5.0	mg/kg	SBL03	A2-L3-SB41-CM-0.5'-5'	A2	P0	COMP	0.000
19.07450	16.9			2.5	5.0	mg/kg	SBC02	A1-C2-SB27-7'-D	A1	P0		7.000
19.00000	19.0			0.0315	0.270	mg/kg	SBQ05	SBQ05-0.5-10.0	A2	P0	COMP	0.000
18.99790	18.2			2.5	5.0	mg/kg	SBC01	A1-C1-SB3-0.5'-D	A1	P0		0.500
18.96160	16.8			2.5	5.0	mg/kg	SBK02	A2-K2-SB19-7'-D-Dup	A2	D		7.000
18.92860	15.9			2.5	5.0	mg/kg	SBI02	A2-I2-SB21-3'-D	A2	P0		3.000
18.92200	16.5			2.5	5.0	mg/kg	SBC03	A3-C3-SB32-12'-D	A3	P0		12.000
18.90000	18.9			0.0326	0.280	mg/kg	SBL13-P1	SBL13-PS1-9.5	A3	P0		9.500
18.89500	17.1			2.5	5.0	mg/kg	SBF01	A1-F1-SB6-2'-D	A1	P0		2.000
18.78910	18.0			2.5	5.0	mg/kg	SBH02	A1-H2-SB22-CM-0.5'-10'	A1	P0	COMP	0.000
18.78910	18.0			2.5	5.0	mg/kg	SBK02	A2-K2-SB19-CM-0.5'-5'-Dup	A2	D	COMP	0.000
18.69050	15.7			2.5	5.0	mg/kg	SBG03	A3-G3-SB36-3'-D-Dup	A3	D		3.000
18.60000	18.6			0.0332	0.285	mg/kg	SBI12	SBI12-5.0	A3	P0		5.000
18.58040	17.8			2.5	5.0	mg/kg	SBC02	A1-C2-SB27-CM-0.5'-5'	A1	P0	COMP	0.000
18.58040	17.8			2.5	5.0	mg/kg	SBE03	A3-E3-SB34-CM-0.5'-5'	A3	P0	COMP	0.000
18.45300	16.7			2.5	5.0	mg/kg	SBH03	A3-H3-SB37-2'-D	A3	P0		2.000
18.45240	15.5			2.5	5.0	mg/kg	SBG03	A3-G3-SB36-3'-D	A3	P0		3.000
18.37160	17.6			2.5	5.0	mg/kg	SBE02	A1-E2-SB25-0.5'-D	A1	P0		0.500
18.30000	18.3			0.0303	0.260	mg/kg	SBG06	SBG06-0.5	A3	P0		0.500
18.28440	16.2			2.5	5.0	mg/kg	SBD02	A1-D2-SB26-7'-D	A1	P0		7.000
18.28440	16.2			2.5	5.0	mg/kg	SBK01	A2-K1-SB11-7'-D	A2	P0		7.000
18.26720	17.5			2.5	5.0	mg/kg	SBG03	A3-G3-SB36-0.5'-D	A3	P0		0.500
18.26720	17.5			2.5	5.0	mg/kg	SBK01	A2-K1-SB11-CM-0.5'-5'	A2	P0	COMP	0.000
18.26720	17.5			2.5	5.0	mg/kg	SBN02	A2-N2-SB16-CM-0.5'-5'	A2	P0	COMP	0.000
18.16280	17.4			2.5	5.0	mg/kg	SBI02	A2-I2-SB21-0.5'-D-Dup	A2	D		0.500
18.05850	17.3			2.5	5.0	mg/kg	SBG02	A1-G2-SB23A-0.5'-D	A1	P0		0.500
17.95410	17.2			2.5	5.0	mg/kg	SBH01	A1-H1-SB8-0.5'-D	A1	P0		0.500
17.90000	17.9			0.0297	0.255	mg/kg	SBO11	SBO11-0.5	A5	P0		0.500
17.84970	17.1			2.5	5.0	mg/kg	SBM01	A2-M1-SB13-CM-0.5'-5'	A2	P0	COMP	0.000
17.84970	17.1			2.5	5.0	mg/kg	SBN01	A2-N1-SB14-CM-0.5'-5'	A2	P0	COMP	0.000
17.80000	17.8			0.0338	0.290	mg/kg	SBH09	SBH09-5.0	A3	P0		5.000
17.80000	17.8			0.0309	0.265	mg/kg	SBS11	SBS11-0.5	A5	P0		0.500
17.70000	17.7			0.0332	0.285	mg/kg	SBU09-T2	SBU09-T2-0.5-10.0	A2	P0	COMP	0.000
17.56910	15.9			2.5	5.0	mg/kg	SBB01	A1-B1-SB2-2'-D	A1	P0		2.000
17.50000	17.5			0.0309	0.265	mg/kg	SBG08	SBG08-0.5-3.0	A3	P0	COMP	0.000
17.43220	16.7			2.5	5.0	mg/kg	SBL02	A2-L2-SB18-CM-0.5'-5'-Dup	A2	D	COMP	0.000
17.42790	14.5			2.5	5.0	mg/kg	SBA02	A1-A2-SB29-8'-D	A1	P0		8.000

Notes: Results sorted by: 1) parameter; 2) highest to lowest detected concentration; VQ - ABBL validation flag; LQ - lab qualifier; "J" - the result is an estimated quantity; "D" - analysis required dilution; "B" - analyte detected in blank; composite samples are indicated by the abbreviation "COMP". *The 2006 Tetra Tech results were converted from wet weight to dry weight based on depth-discrete average moisture content measured during ABBL's 2007 investigation (see report Section 1.4.3).

Table 3B
Cover Soil Analytical Results
Detected Metal Concentrations

Cover Soil Report
Former CalCompact Landfill
Carson, California

Dry Wt. Conc.*	Reported Conc.*	VQ	LQ	MDL	PQL	Units	Boring ID	Sample ID	Landfill Cell	Primary (P0) or Dup (D)	Com-posite	Depth (ft bgs)
Chromium												
17.40650	14.9			2.5	5.0	mg/kg	SBE02	A1-E2-SB25-5'-D	A1	P0		5.000
17.40650	14.9			2.5	5.0	mg/kg	SBE02	A1-E2-SB25-5'-D-Dup	A1	D		5.000
17.11900	16.4			2.5	5.0	mg/kg	SBE02	A1-E2-SB25-0.5'-D-Dup	A1	D		0.500
17.10000	17.1	J		0.0367	0.315	mg/kg	SBF05-P2	SBF05-PS2-15.0	A3	P0		15.000
17.01460	16.3			2.5	5.0	mg/kg	SBM02	A2-M2-SB17-CM-0.5'-5'	A2	P0	COMP	0.000
16.90000	16.9			0.0315	0.270	mg/kg	SBP11	SBP11-5.0	A5	P0		5.000
16.90000	16.9			0.0315	0.270	mg/kg	SBV10-T4	SBV10-T4-T3	A2	P0	COMP	0.000
16.80670	14.0			2.5	5.0	mg/kg	SBJ01	A2-J1-SB10-9'-D	A2	P0		9.000
16.70150	16.0			2.5	5.0	mg/kg	SBE01	A1-E1-SB5-0.5'-D	A1	P0		0.500
16.70150	16.0			2.5	5.0	mg/kg	SBM03	A2-M3-SB42-CM-0.5'-5'-Dup	A2	D	COMP	0.000
16.70000	16.7			0.0326	0.280	mg/kg	SBG08-P1	SBG08-PS1-5.0	A3	P0		5.000
16.70000	16.7			0.0303	0.260	mg/kg	SBJ11	SBJ11-10.0	A3	P0		10.000
16.40000	16.4			0.0332	0.285	mg/kg	SBP03-T1	SBP03-T1-T2	A2	P0	COMP	0.000
16.10000	16.1			0.0332	0.285	mg/kg	SBP03-T1	SBP03-T1-T2D	A2	D	COMP	0.000
16.07520	15.4			2.5	5.0	mg/kg	SBO03	A2-O3-SB44-CM-0.5'-4'	A2	P0	COMP	0.000
15.97080	15.3			2.5	5.0	mg/kg	SBF03	A3-F3-SB35-0.5'-D	A3	P0		0.500
15.97080	15.3			2.5	5.0	mg/kg	SBF03	A3-F3-SB35-0.5'-D-Dup	A3	D		0.500
15.91420	14.1			2.5	5.0	mg/kg	SBL01	A2-L1-SB12-7'-D	A2	P0		7.000
15.86640	15.2			2.5	5.0	mg/kg	SBG03	A3-G3-SB36-0.5'-D-Dup	A3	D		0.500
15.65760	15.0			2.5	5.0	mg/kg	SBH04	A3-H4-SB55-0.5'-D	A3	P0		0.500
15.55320	14.9			2.5	5.0	mg/kg	SBA01	A1-A1-SB1-0.5'-D	A1	P0		0.500
15.34450	14.7			2.5	5.0	mg/kg	SBI01	A2-I1-SB9-0.5'-D	A2	P0		0.500
15.24010	14.6			2.5	5.0	mg/kg	SBG04	A3-G4-SB56-CM-0.5'-3'	A3	P0	COMP	0.000
15.03130	14.4			2.5	5.0	mg/kg	SBH03	A3-H3-SB37-0.5'-D	A3	P0		0.500
14.92690	14.3			2.5	5.0	mg/kg	SBL01	A2-L1-SB12-CM-0.5'-5'	A2	P0	COMP	0.000
14.60000	14.6			0.0303	0.260	mg/kg	SBM10	SBM10-0.5	A4	P0		0.500
14.57830	12.1			2.5	5.0	mg/kg	SBB03	A3-B3-SB31-13'-D-Dup	A3	D		13.000
14.00000	14.0			0.0332	0.285	mg/kg	SBR11	SBR11-5.0	A5	P0		5.000
13.88310	13.3			2.5	5.0	mg/kg	SBM03	A2-M3-SB42-CM-0.5'-5'	A2	P0	COMP	0.000
13.88310	13.3			2.5	5.0	mg/kg	SBN03	A2-N3-SB43-CM-0.5'-5'	A2	P0	COMP	0.000
13.80000	13.8			0.0303	0.260	mg/kg	SBV09-T3	SBV09-T3-0.5-3.0	A2	P0	COMP	0.000
13.60000	13.6			0.0303	0.260	mg/kg	SBV10-T3	SBV10-T3-8.0	A2	P0		8.000
12.80000	12.8			0.0332	0.285	mg/kg	SBO02-T1	SBO02-T1-T2	A2	P0	COMP	0.000
12.80000	12.8			0.0297	0.255	mg/kg	SBV10-T2	SBV10-T2-0.5	A2	P0		0.500
12.30000	12.3			0.0326	0.280	mg/kg	SBR05-T1	SBR05-T1-T2	A2	P0	COMP	0.000
11.60000	11.6			0.0332	0.285	mg/kg	SBQ04-T1	SBQ04-T1-T2	A2	P0	COMP	0.000
11.30000	11.3			0.0326	0.280	mg/kg	SBS06-T1	SBS06-T1-T2	A2	P0	COMP	0.000
10.20000	10.2			0.0320	0.275	mg/kg	SBT07-T1	SBT07-T1-T2	A2	P0	COMP	0.000
10.00000	10.0			0.0315	0.270	mg/kg	SBU08-T1	SBU08-T1-T2	A2	P0	COMP	0.000
6.700000	6.70			0.0303	0.260	mg/kg	SBV09-T4	SBV09-T4-2.0	A2	P0		2.000
6.690000	6.69			0.0309	0.265	mg/kg	SBV10-T2	SBV10-T2-5.0	A2	P0		5.000
Cobalt												
35.00000	35.0			0.0124	0.360	mg/kg	SBF05-P1	SBF05-PS1-15.0	A3	P0		15.000
24.50000	24.5			0.0108	0.315	mg/kg	SBG08	SBG08-8.0	A3	P0		8.000

Notes: Results sorted by: 1) parameter; 2) highest to lowest detected concentration; VQ - ABBL validation flag; LQ - lab qualifier; "J" - the result is an estimated quantity; "D" - analysis required dilution; "B" - analyte detected in blank; composite samples are indicated by the abbreviation "COMP". *The 2006 Tetra Tech results were converted from wet weight to dry weight based on depth-discrete average moisture content measured during ABBL's 2007 investigation (see report Section 1.4.3).

Table 3B
Cover Soil Analytical Results
Detected Metal Concentrations

Cover Soil Report
Former CalCompact Landfill
Carson, California

Dry Wt. Conc.*	Reported Conc.*	VQ	LQ	MDL	PQL	Units	Boring ID	Sample ID	Landfill Cell	Primary (P0) or Dup (D)	Com-posite	Depth (ft bgs)
Cobalt												
24.10000	24.1			0.0117	0.340	mg/kg	SBI12-P1	SBI12-PS1-15.0	A3	P0		15.000
22.40000	22.4			0.0115	0.335	mg/kg	SBO11	SBO11-4.0	A5	P0		4.000
22.40000	22.4			0.0103	0.300	mg/kg	SBV12-P1	SBV12-PS1-15.0	A2	P0		15.000
22.30000	22.3			0.0122	0.355	mg/kg	SBT13-P2	SBT13-PS2-15.0	A5	P0		15.000
22.20000	22.2			0.0107	0.310	mg/kg	SBU11	SBU11-5.5	A2	P0		5.500
22.10000	22.1			0.0113	0.330	mg/kg	SBE03-P1	SBE03-PS1-15.0	A3	P0		15.000
22.00000	22.0			0.0124	0.360	mg/kg	SBH10-P1	SBH110-PS1-15.0	A3	D		15.000
21.90000	21.9			0.0113	0.330	mg/kg	SBO12	SBO12-4.0	A5	P0		4.000
21.90000	21.9			0.0108	0.315	mg/kg	SBT10	SBT10-6.5	A2	P0		6.500
21.80000	21.8			0.0122	0.355	mg/kg	SBV11-P2	SBV11-PS2-15.0	A2	P0		15.000
21.70000	21.7			0.0112	0.325	mg/kg	SBN01-P1	SBN01-PS1-3.0	A2	P0		3.000
21.60000	21.6			0.0119	0.345	mg/kg	SBT13-P2	SBT113-PS2-15.0	A5	D		15.000
21.60000	21.6			0.0112	0.325	mg/kg	SBV13-P1	SBV13-PS1-15.0	A2	P0		15.000
21.50000	21.5			0.0110	0.320	mg/kg	SBP05	SBP05-26.0	A2	P0		26.000
21.20000	21.2			0.0101	0.295	mg/kg	SBI03	SBI03-4.0	A4	P0		4.000
21.20000	21.2			0.0108	0.315	mg/kg	SBU09-P1	SBU09-PS1-4.0	A2	P0		4.000
21.10000	21.1			0.0117	0.340	mg/kg	SBI11-P1	SBI11-PS1-15.0	A3	P0		15.000
20.80000	20.8			0.0103	0.300	mg/kg	SBP09	SBP09-24.5	A4	P0		24.500
20.70000	20.7			0.0120	0.350	mg/kg	SBN12	SBN12-5.0	A5	P0		5.000
20.70000	20.7			0.0119	0.345	mg/kg	SBV11-P1	SBV11-PS1-15.0	A2	P0		15.000
20.50000	20.5			0.0117	0.340	mg/kg	SBR06	SBR06-9.0	A2	P0		9.000
20.30000	20.3			0.0107	0.310	mg/kg	SBQ03	SBQ103-PS1-3.0	A2	D		3.000
20.10000	20.1			0.0108	0.315	mg/kg	SBL04	SBL04-4.0	A4	P0		4.000
20.10000	20.1			0.0108	0.315	mg/kg	SBP10	SBP10-15.0	A4	P0		15.000
20.00000	20.0			0.00996	0.290	mg/kg	SBTUV	SBTUV-PS-5.0	A2,	P0	COMP	5.000
19.90000	19.9			0.0115	0.335	mg/kg	SBR05-P2	SBR05-PS2-3.5	A2	P0		3.500
19.70000	19.7			0.0110	0.320	mg/kg	SBK13-P1	SBK13-PS1-9.0	A3	P0		9.000
19.70000	19.7			0.0110	0.320	mg/kg	SBQ05	SBQ05-15.0-17.0	A2	P0	COMP	0.000
19.70000	19.7			0.0107	0.310	mg/kg	SBQ06	SBQ06-5.0	A2	P0		5.000
19.70000	19.7			0.0105	0.305	mg/kg	SBS07	SBS07-10.0	A2	P0		10.000
19.60000	19.6			0.0103	0.300	mg/kg	SBN08	SBN08-18.5	A4	P0		18.500
19.60000	19.6			0.0117	0.340	mg/kg	SBP12	SBP12-10.0	A5	P0		10.000
19.50000	19.5			0.00996	0.290	mg/kg	SBP13-P2	SBP13-PS2-4.0	A5	P0		4.000
19.50000	19.5			0.0108	0.315	mg/kg	SBU09-T1	SBU09-T1-8.5	A2	P0		8.500
19.40000	19.4			0.00979	0.285	mg/kg	SBJ03	SBJ03-6.5	A4	P0		6.500
19.30000	19.3			0.0105	0.305	mg/kg	SBR05	SBR05-8.0	A2	P0		8.000
19.30000	19.3			0.0101	0.295	mg/kg	SBT12	SBT12-7.0	A5	P0		7.000
19.20000	19.2			0.0107	0.310	mg/kg	SBL07	SBL07-6.5	A4	P0		6.500
19.20000	19.2			0.0117	0.340	mg/kg	SBU09-P2	SBU09-PS2-3.5	A2	P0		3.500
19.20000	19.2			0.0117	0.340	mg/kg	SBU13-P1	SBU13-PS1-15.0	A2	P0		15.000
19.10000	19.1			0.00910	0.265	mg/kg	SBQ06	SBQ06-0.5	A2	P0		0.500
19.10000	19.1			0.00979	0.285	mg/kg	SBR06	SBR06-0.5-4.0	A2	P0	COMP	0.000
19.00000	19.0			0.0107	0.310	mg/kg	SBF08-P1	SBF08-PS1-6.5	A3	P0		6.500
18.90000	18.9			0.0108	0.315	mg/kg	SBO02-T2	SBO02-T2-4.5	A2	P0		4.500
18.90000	18.9			0.00979	0.285	mg/kg	SBS10	SBS10-0.5-8.0	A2	P0	COMP	0.000

Notes: Results sorted by: 1) parameter; 2) highest to lowest detected concentration; VQ - ABBL validation flag; LQ - lab qualifier; "J" - the result is an estimated quantity; "D" - analysis required dilution; "B" - analyte detected in blank; composite samples are indicated by the abbreviation "COMP". *The 2006 Tetra Tech results were converted from wet weight to dry weight based on depth-discrete average moisture content measured during ABBL's 2007 investigation (see report Section 1.4.3).

Table 3B
Cover Soil Analytical Results
Detected Metal Concentrations

Cover Soil Report
Former CalCompact Landfill
Carson, California

Dry Wt. Conc.*	Reported Conc.*	VQ	LQ	MDL	PQL	Units	Boring ID	Sample ID	Landfill Cell	Primary (P0) or Dup (D)	Com-posite	Depth (ft bgs)
Cobalt												
18.80000	18.8			0.00979	0.285	mg/kg	SBQ09	SBQ09-15.0	A4	P0		15.000
18.70000	18.7			0.0105	0.305	mg/kg	SBV10-T1	SBV10-T1-4.5	A2	P0		4.500
18.70000	18.7			0.0107	0.310	mg/kg	SBV11	SBV11-6.0	A2	P0		6.000
18.60000	18.6			0.0115	0.335	mg/kg	SBP03-T2	SBP03-T2-4.0	A2	P0		4.000
18.50000	18.5			0.0103	0.300	mg/kg	SBH10	SBH10-18.5	A3	P0		18.500
18.50000	18.5			0.0112	0.325	mg/kg	SBQ11	SBQ11-15.0	A5	P0		15.000
18.40000	18.4			0.0108	0.315	mg/kg	SBO02-P1	SBO02-PS1-3.5	A2	P0		3.500
18.40000	18.4			0.00962	0.280	mg/kg	SBUV	SBUV-1.0	A2	P0	COMP	1.000
18.30000	18.3			0.00893	0.260	mg/kg	SBL05	SBL05-0.5	A4	P0		0.500
18.30000	18.3			0.00996	0.290	mg/kg	SBR05	SBR05-0.5-3.0	A2	P0	COMP	0.000
18.20000	18.2			0.00910	0.265	mg/kg	SBQ04	SBQ04-0.5	A2	P0		0.500
18.20000	18.2			0.00928	0.270	mg/kg	SBUV	SBUV-0.5	A2	P0	COMP	0.500
18.10000	18.1			0.0112	0.325	mg/kg	SBH10-P1	SBH10-PS1-5.0	A3	P0		5.000
18.10000	18.1			0.0107	0.310	mg/kg	SBS06	SBS06-10.0	A2	P0		10.000
18.10000	18.1			0.0112	0.325	mg/kg	SBT07-P2	SBT07-PS2-3.5	A2	P0		3.500
18.10000	18.1			0.0103	0.300	mg/kg	SBU09	SBU09-13.0	A2	P0		13.000
18.00000	18.0			0.0103	0.300	mg/kg	SBN04	SBN04-25.0	A2	P0		25.000
18.00000	18.0			0.00979	0.285	mg/kg	SBO06	SBO06-0.5-15.0	A2	P0	COMP	0.000
18.00000	18.0			0.00979	0.285	mg/kg	SBQ09	SBQ09-0.5-10.0	A4	P0	COMP	0.000
18.00000	18.0			0.00962	0.280	mg/kg	SBR12	SBR12-0.5-15.0	A5	P0	COMP	0.000
18.00000	18.0			0.00996	0.290	mg/kg	SBS06	SBS06-0.5-5.0	A2	P0	COMP	0.000
18.00000	18.0			0.00962	0.280	mg/kg	SBS07	SBS07-0.5-5.0	A2	P0	COMP	0.000
18.00000	18.0			0.0110	0.320	mg/kg	SBU09-T3	SBU09-T3-8.5	A2	P0		8.500
17.90000	17.9			0.00979	0.285	mg/kg	SBO06	SBO06-20.0	A2	P0		20.000
17.90000	17.9			0.0108	0.315	mg/kg	SBQ04	SBQ04-4.0	A2	P0		4.000
17.90000	17.9			0.0112	0.325	mg/kg	SBS06-P1	SBS06-PS1-3.0	A2	P0		3.000
17.90000	17.9			0.00962	0.280	mg/kg	SBU12	SBU12-0.5-2.0	A2	P0	COMP	0.000
17.80000	17.8			0.0112	0.325	mg/kg	SBJ12	SBJ12-10.0	A3	P0		10.000
17.80000	17.8			0.00928	0.270	mg/kg	SBPQ	SBPQ0.5	A5	P0	COMP	0.500
17.70000	17.7			0.00910	0.265	mg/kg	SBKLM	SBKLM-0.5	A3	P0	COMP	0.500
17.70000	17.7			0.00928	0.270	mg/kg	SBNO	SBNO-1.0	A5	P0	COMP	1.000
17.70000	17.7			0.0108	0.315	mg/kg	SBS06	SBS106-10.0	A2	D		10.000
17.70000	17.7			0.00962	0.280	mg/kg	SBT08	SBT08-0.5-5.0	A2	P0	COMP	0.000
17.60000	17.6			0.00962	0.280	mg/kg	SBPQ	SBPQ-1.0	A5	P0	COMP	1.000
17.50000	17.5			0.00893	0.260	mg/kg	SBJ05	SBJ05-0.5	A4	P0		0.500
17.50000	17.5			0.00910	0.265	mg/kg	SBKLM	SBKLM-1.0	A3	P0	COMP	1.000
17.50000	17.5			0.0108	0.315	mg/kg	SBN01-T2	SBN01-T2-4.5	A2	P0		4.500
17.50000	17.5			0.0105	0.305	mg/kg	SBT11	SBT11-9.0	A2	P0		9.000
17.40000	17.4			0.0108	0.315	mg/kg	SBQ03-P1	SBQ03-PS1-3.0	A2	P0		3.000
17.40000	17.4			0.00928	0.270	mg/kg	SBTU	SBTU-1.0	A2	P0	COMP	1.000
17.40000	17.4			0.00945	0.275	mg/kg	SBV09-T1	SBV09-T1-0.5-5.0	A2	P0	COMP	0.000
17.30000	17.3			0.0108	0.315	mg/kg	SBI04	SBI04-8.0	A4	P0		8.000
17.30000	17.3			0.00962	0.280	mg/kg	SBI12	SBI112-5.0	A3	D		5.000
17.30000	17.3			0.00962	0.280	mg/kg	SBJ03	SBJ03-0.5-3.0	A4	P0	COMP	0.000
17.30000	17.3			0.00928	0.270	mg/kg	SBNO	SBNO-0.5	A5	P0	COMP	0.500

Notes: Results sorted by: 1) parameter; 2) highest to lowest detected concentration; VQ - ABBL validation flag; LQ - lab qualifier; "J" - the result is an estimated quantity; "D" - analysis required dilution; "B" - analyte detected in blank; composite samples are indicated by the abbreviation "COMP". *The 2006 Tetra Tech results were converted from wet weight to dry weight based on depth-discrete average moisture content measured during ABBL's 2007 investigation (see report Section 1.4.3).

Table 3B
Cover Soil Analytical Results
Detected Metal Concentrations

Cover Soil Report
Former CalCompact Landfill
Carson, California

Dry Wt. Conc.*	Reported Conc.*	VQ	LQ	MDL	PQL	Units	Boring ID	Sample ID	Landfill Cell	Primary (P0) or Dup (D)	Com-posite	Depth (ft bgs)
Cobalt												
17.30000	17.3			0.00910	0.265	mg/kg	SBNOP	SBNOP-1.0	A5	P0	COMP	1.000
17.30000	17.3			0.0103	0.300	mg/kg	SBQRST	SBQRST-PS-5.0	A5	P0	COMP	5.000
17.20000	17.2			0.0103	0.300	mg/kg	SBP09	SBP09-20.0	A4	P0		20.000
17.20000	17.2			0.0103	0.300	mg/kg	SBT07-P1	SBT107-PS1-3.0	A2	D		3.000
17.10000	17.1			0.00893	0.260	mg/kg	SBK05	SBK05-0.5	A4	P0		0.500
17.10000	17.1			0.00928	0.270	mg/kg	SBL06	SBL06-0.5-2.0	A4	P0	COMP	0.000
17.10000	17.1			0.00893	0.260	mg/kg	SBU11	SBU11-0.5	A2	P0		0.500
17.00000	17.0			0.00962	0.280	mg/kg	SBT10	SBT10-0.5-3.0	A2	P0	COMP	0.000
17.00000	17.0			0.00928	0.270	mg/kg	SBU09-T3	SBU09-T3-0.5-3.5	A2	P0	COMP	0.000
16.90000	16.9			0.0110	0.320	mg/kg	SBH11-P1	SBH11-PS1-5.0	A3	P0		5.000
16.90000	16.9			0.0101	0.295	mg/kg	SBN04	SBN04-15.0-20.0	A2	P0	COMP	0.000
16.90000	16.9			0.00893	0.260	mg/kg	SBNOP	SBNOP-0.5	A5	P0	COMP	0.500
16.90000	16.9			0.0112	0.325	mg/kg	SBP03-P1	SBP03-PS1-4.5	A2	P0		4.500
16.90000	16.9			0.00928	0.270	mg/kg	SBRS	SBRS-0.5	A5	P0	COMP	0.500
16.90000	16.9			0.00962	0.280	mg/kg	SBT12	SBT12-0.5-5.0	A5	P0	COMP	0.000
16.90000	16.9			0.0103	0.300	mg/kg	SBU12	SBU12-7.0	A2	P0		7.000
16.80000	16.8			0.00876	0.255	mg/kg	SBL04	SBL04-0.5	A4	P0		0.500
16.80000	16.8			0.00928	0.270	mg/kg	SBO08	SBO08-0.5-5.0	A4	P0	COMP	0.000
16.80000	16.8			0.0110	0.320	mg/kg	SBS06-P2	SBS06-PS2-3.0	A2	P0		3.000
16.80000	16.8			0.0112	0.325	mg/kg	SBS08	SBS08-6.0	A2	P0		6.000
16.80000	16.8			0.0103	0.300	mg/kg	SBT07-P1	SBT07-PS1-3.0	A2	P0		3.000
16.80000	16.8			0.00910	0.265	mg/kg	SBTUV	SBTUV-0.5	A2,	P0	COMP	0.500
16.80000	16.8			0.00979	0.285	mg/kg	SBU09	SBU09-0.5-10.0	A2	P0	COMP	0.000
16.70000	16.7			0.00979	0.285	mg/kg	SBK05	SBK05-3.5'	A4	P0		3.500
16.70000	16.7			0.0101	0.295	mg/kg	SBO10	SBO10-0.5-10.0	A4	P0	COMP	0.000
16.70000	16.7			0.00893	0.260	mg/kg	SBS09	SBS09-0.5	A2	P0		0.500
16.60000	16.6			0.00910	0.265	mg/kg	SBG08	SBG08-0.5-3.0	A3	P0	COMP	0.000
16.60000	16.6			0.0107	0.310	mg/kg	SBN01-2T2	SBN101-2T2-8.5	A2	D		8.500
16.60000	16.6			0.00962	0.280	mg/kg	SBN13-P1	SBN13-PS1-4.5	A5	P0		4.500
16.60000	16.6			0.0110	0.320	mg/kg	SBQ04-T2	SBQ04-T2-4.5	A2	P0		4.500
16.60000	16.6			0.00945	0.275	mg/kg	SBR08	SBR08-0.5-5.0	A2	P0	COMP	0.000
16.60000	16.6			0.0108	0.315	mg/kg	SBR10	SBR110-9.5	A5	D		9.500
16.60000	16.6			0.00928	0.270	mg/kg	SBTUV	SBTUV-1.0	A2,	P0	COMP	1.000
16.50000	16.5			0.00876	0.255	mg/kg	SBJ09	SBJ09-0.5	A3	P0		0.500
16.50000	16.5			0.00945	0.275	mg/kg	SBN06	SBN06-0.5-5.0	A4	P0	COMP	0.000
16.50000	16.5			0.00979	0.285	mg/kg	SBN09	SBN09-0.5-10.0	A4	P0	COMP	0.000
16.50000	16.5			0.0103	0.300	mg/kg	SBQ07	SBQ107-8.0	A2	D		8.000
16.50000	16.5			0.0110	0.320	mg/kg	SBR10	SBR10-9.5	A5	P0		9.500
16.50000	16.5			0.0103	0.300	mg/kg	SBU10	SBU10-8.0	A2	P0		8.000
16.40000	16.4			0.00979	0.285	mg/kg	SBM08	SBM08-0.5-10.0	A4	P0	COMP	0.000
16.40000	16.4			0.00945	0.275	mg/kg	SBQ11	SBQ11-0.5-10.0	A5	P0	COMP	0.000
16.40000	16.4			0.00979	0.285	mg/kg	SBR07	SBR07-0.5-6.0	A2	P0	COMP	0.000
16.40000	16.4			0.00893	0.260	mg/kg	SBT09	SBT09-0.5	A2	P0		0.500
16.30000	16.3			0.00893	0.260	mg/kg	SBIJ	SBIJ-0.5	A3	P0	COMP	0.500
16.30000	16.3			0.00996	0.290	mg/kg	SBP09	SBP09-15.0-20.0	A4	P0	COMP	0.000

Notes: Results sorted by: 1) parameter; 2) highest to lowest detected concentration; VQ - ABBL validation flag; LQ - lab qualifier; "J" - the result is an estimated quantity; "D" - analysis required dilution; "B" - analyte detected in blank; composite samples are indicated by the abbreviation "COMP". *The 2006 Tetra Tech results were converted from wet weight to dry weight based on depth-discrete average moisture content measured during ABBL's 2007 investigation (see report Section 1.4.3).

Table 3B
Cover Soil Analytical Results
Detected Metal Concentrations

Cover Soil Report
Former CalCompact Landfill
Carson, California

Dry Wt. Conc.*	Reported Conc.*	VQ	LQ	MDL	PQL	Units	Boring ID	Sample ID	Landfill Cell	Primary (P0) or Dup (D)	Com-posite	Depth (ft bgs)
Cobalt												
16.30000	16.3			0.00893	0.260	mg/kg	SBS12	SBS12-0.5	A5	P0		0.500
16.20000	16.2			0.00979	0.285	mg/kg	SBL06	SBL06-4.5	A4	P0		4.500
16.20000	16.2			0.00996	0.290	mg/kg	SBN05	SBN05-15.0-20.0	A2	P0	COMP	0.000
16.20000	16.2			0.0103	0.300	mg/kg	SBN09	SBN09-13.5	A4	P0		13.500
16.20000	16.2			0.0101	0.295	mg/kg	SBQ10	SBQ10-0.5-10.0	A4	P0	COMP	0.000
16.20000	16.2			0.00979	0.285	mg/kg	SBQ10	SBQ10-12.5	A4	P0		12.500
16.20000	16.2			0.00910	0.265	mg/kg	SBS08	SBS08-0.5	A2	P0		0.500
16.20000	16.2			0.00928	0.270	mg/kg	SBV11	SBV11-0.5-1.5	A2	P0	COMP	0.000
16.14460	13.4			2.5	5.0	mg/kg	SBH01	A1-H1-SB8-4'-D	A1	P0		4.000
16.10000	16.1			0.00893	0.260	mg/kg	SBI10	SBI10-0.5	A3	P0		0.500
16.10000	16.1			0.00910	0.265	mg/kg	SBIJ	SBIJ-1.0	A3	P0	COMP	1.000
16.10000	16.1			0.00979	0.285	mg/kg	SBM08	SBM08-14.5	A4	P0		14.500
16.10000	16.1			0.0105	0.305	mg/kg	SBM13-P1	SBM13-PS1-5.0	A3	P0		5.000
16.10000	16.1			0.00910	0.265	mg/kg	SBM13-P2	SBM13-P2-1.0	A5	P0		1.000
16.10000	16.1			0.0107	0.310	mg/kg	SBQ04-P1	SBQ04-PS1-3.0	A2	P0		3.000
16.10000	16.1			0.0103	0.300	mg/kg	SBQ05	SBQ05-21.5	A2	P0		21.500
16.10000	16.1			0.0110	0.320	mg/kg	SBU09-P2	SBU109-PS2-3.5	A2	D		3.500
16.10000	16.1			0.00928	0.270	mg/kg	SBU10	SBU10-0.5-5.0	A2	P0	COMP	0.000
16.10000	16.1			0.0108	0.315	mg/kg	SBV09-T3	SBV09-T3-8.0	A2	P0		8.000
16.00000	16.0			0.0107	0.310	mg/kg	SBM07	SBM07-5.0	A4	P0		5.000
16.00000	16.0			0.00962	0.280	mg/kg	SBP07	SBP07-0.5-10.0	A2	P0	COMP	0.000
16.00000	16.0			0.00893	0.260	mg/kg	SBQRST	SBQRST-0.5	A5	P0	COMP	0.500
16.00000	16.0			0.00945	0.275	mg/kg	SBRS	SBRS-1.0	A5	P0	COMP	1.000
15.98560	13.3			2.5	5.0	mg/kg	SBO02	A2-O2-SB15-8'-D	A2	P0		8.000
15.90000	15.9			0.0107	0.310	mg/kg	SBIJ	SBIJ-PS-5.0	A3	P0	COMP	5.000
15.90000	15.9			0.00979	0.285	mg/kg	SBO01-P1	SBO01-PS1-4.5	A2	P0		4.500
15.90000	15.9			0.00962	0.280	mg/kg	SBP10	SBP10-0.5-10.0	A4	P0	COMP	0.000
15.90000	15.9			0.00962	0.280	mg/kg	SBV09-T2	SBV09-T2-0.5-5.0	A2	P0	COMP	0.000
15.90000	15.9			0.0103	0.300	mg/kg	SBV12	SBV12-6.0	A2	P0		6.000
15.80000	15.8			0.00962	0.280	mg/kg	SBN04	SBN04-0.5-10.0	A2	P0	COMP	0.000
15.80000	15.8			0.00996	0.290	mg/kg	SBN08	SBN08-14.0	A4	P0		14.000
15.80000	15.8			0.00910	0.265	mg/kg	SBQRST	SBQRST-1.0	A5	P0	COMP	1.000
15.80000	15.8			0.00910	0.265	mg/kg	SBTU	SBTU-0.5	A2	P0	COMP	0.500
15.80000	15.8			0.00996	0.290	mg/kg	SBV09-T1	SBV09-T1-9.0	A2	P0		9.000
15.70000	15.7			0.00996	0.290	mg/kg	SBQ08	SBQ08-9.0	A2	P0		9.000
15.70000	15.7			0.00962	0.280	mg/kg	SBU09-T1	SBU09-T1-0.5-3.0	A2	P0	COMP	0.000
15.60000	15.6			0.00979	0.285	mg/kg	SBJ11	SBJ11-0.5-5.0	A3	P0	COMP	0.000
15.60000	15.6			0.00893	0.260	mg/kg	SBM06	SBM06-0.5	A4	P0		0.500
15.60000	15.6			0.00893	0.260	mg/kg	SBM07	SBM07-0.5	A4	P0		0.500
15.60000	15.6			0.00979	0.285	mg/kg	SBP09	SBP09-0.5-10.0	A4	P0	COMP	0.000
15.60000	15.6			0.00928	0.270	mg/kg	SBQ12	SBQ12-0.5-10	A5	P0	COMP	0.000
15.60000	15.6			0.0105	0.305	mg/kg	SBV10-P1	SBV10-PS1-5.0	A2	P0		5.000
15.59630	13.6			2.5	5.0	mg/kg	SBP03	A2-P3-SB45-12'-D	A2	P0		12.000
15.50000	15.5			0.00979	0.285	mg/kg	SBP07	SBP07-15.0-20.0	A2	P0	COMP	0.000
15.50000	15.5			0.00979	0.285	mg/kg	SBP07	SBP07-25.0	A2	P0		25.000

Notes: Results sorted by: 1) parameter; 2) highest to lowest detected concentration; VQ - ABBL validation flag; LQ - lab qualifier; "J" - the result is an estimated quantity; "D" - analysis required dilution; "B" - analyte detected in blank; composite samples are indicated by the abbreviation "COMP". *The 2006 Tetra Tech results were converted from wet weight to dry weight based on depth-discrete average moisture content measured during ABBL's 2007 investigation (see report Section 1.4.3).

Table 3B
Cover Soil Analytical Results
Detected Metal Concentrations

Cover Soil Report
Former CalCompact Landfill
Carson, California

Dry Wt. Conc.*	Reported Conc.*	VQ	LQ	MDL	PQL	Units	Boring ID	Sample ID	Landfill Cell	Primary (P0) or Dup (D)	Com-posite	Depth (ft bgs)
Cobalt												
15.40000	15.4			0.0105	0.305	mg/kg	SBO07	SBO07-19.5	A4	P0		19.500
15.40000	15.4			0.00962	0.280	mg/kg	SBO09	SBO09-15.0-20.0	A4	P0	COMP	0.000
15.40000	15.4			0.0107	0.310	mg/kg	SBS10	SBS10-13.0	A2	P0		13.000
15.40000	15.4			0.00996	0.290	mg/kg	SBT09	SBT09-4.0	A2	P0		4.000
15.30000	15.3			0.00910	0.265	mg/kg	SBL07	SBL07-0.5-2.5	A4	P0	COMP	0.000
15.30000	15.3			0.00996	0.290	mg/kg	SBO09	SBO09-0.5-10.0	A4	P0	COMP	0.000
15.30000	15.3			0.0108	0.315	mg/kg	SBT07-T2	SBT07-T2-8.0	A2	P0		8.000
15.30000	15.3			0.0103	0.300	mg/kg	SBU09-P1	SBU109-PS1-4.0	A2	D		4.000
15.20000	15.2			0.0119	0.345	mg/kg	SBH10-P1	SBH10-PS1-15.0	A3	P0		15.000
15.20000	15.2			0.00996	0.290	mg/kg	SBO07	SBO07-0.5-15.0	A4	P0	COMP	0.000
15.20000	15.2			0.0103	0.300	mg/kg	SBO10	SBO10-13.0	A4	P0		13.000
15.20000	15.2			0.00979	0.285	mg/kg	SBP04	SBP04-0.5-10.0	A2	P0	COMP	0.000
15.20000	15.2			0.0108	0.315	mg/kg	SBP06	SBP06-24.0	A2	P0		24.000
15.20000	15.2			0.00996	0.290	mg/kg	SBP10	SBP110-15.0	A4	D		15.000
15.20000	15.2			0.0108	0.315	mg/kg	SBR05-T2	SBR105-T2-5.5	A2	D		5.500
15.20000	15.2			0.0101	0.295	mg/kg	SBR09	SBR09-15.5	A2	P0		15.500
15.10000	15.1			0.0103	0.300	mg/kg	SBF05	SBF05-6.5	A3	P0		6.500
15.10000	15.1			0.0108	0.315	mg/kg	SBS09	SBS09-3.5	A2	P0		3.500
15.10000	15.1			0.00945	0.275	mg/kg	SBS13-P1	SBS13-PS1-4.0	A5	P0		4.000
15.10000	15.1			0.0117	0.340	mg/kg	SBT13-P1	SBT13-PS1-15	A5	P0		15.000
15.00000	15.0			0.00893	0.260	mg/kg	SBK04	SBK04-0.5	A4	P0		0.500
14.96440	12.6			2.5	5.0	mg/kg	SBL02	A2-L2-SB18-10'-D	A2	P0		10.000
14.90000	14.9			0.00962	0.280	mg/kg	SBG10-P1	SBG110-PS1-4.5	A3	D		4.500
14.90000	14.9			0.00962	0.280	mg/kg	SBL05	SBL05-4.0	A4	P0		4.000
14.90000	14.9			0.00996	0.290	mg/kg	SBN11	SBN11-3.5	A5	P0		3.500
14.90000	14.9			0.00996	0.290	mg/kg	SBP08	SBP08-15.0-20.0	A4	P0	COMP	0.000
14.90000	14.9			0.00928	0.270	mg/kg	SBP12	SBP12-0.5-5.0	A5	P0	COMP	0.000
14.90000	14.9			0.00928	0.270	mg/kg	SBP12	SBP12-0.5-5.0D	A5	D	COMP	0.000
14.90000	14.9			0.0108	0.315	mg/kg	SBR05-P1	SBR05-PS1-3.5	A2	P0		3.500
14.90000	14.9			0.00979	0.285	mg/kg	SBR12	SBR12-17.0	A5	P0		17.000
14.88100	12.5			2.5	5.0	mg/kg	SBF02	A1-F2-SB24-3'-D	A1	P0		3.000
14.81930	12.3			2.5	5.0	mg/kg	SBA01	A1-A1-SB1-4'-D	A1	P0		4.000
14.80000	14.8			0.0113	0.330	mg/kg	SBFG	SBFG-PS-5.0	A3	P0	COMP	5.000
14.80000	14.8			0.00893	0.260	mg/kg	SBJ09	SBJ109-0.5	A3	D		0.500
14.80000	14.8			0.00893	0.260	mg/kg	SBK09	SBK09-0.5	A4	P0		0.500
14.80000	14.8			0.0105	0.305	mg/kg	SBO08	SBO08-10.0	A4	P0		10.000
14.80000	14.8			0.00979	0.285	mg/kg	SBP07	SBP07-15.0-20.0D	A2	D	COMP	0.000
14.80000	14.8			0.00962	0.280	mg/kg	SBQ12	SBQ12-15.0	A5	P0		15.000
14.80000	14.8			0.00996	0.290	mg/kg	SBU08-T2	SBU08-T2-7.5	A2	P0		7.500
14.76190	12.4			2.5	5.0	mg/kg	SBI02	A2-I2-SB21-3'-D-Dup	A2	D		3.000
14.71960	12.6			2.5	5.0	mg/kg	SBL02	A2-L2-SB18-5'-D-Dup	A2	D		5.000
14.70000	14.7			0.0107	0.310	mg/kg	SBEF	SBEF-PS-5.0	A3	P0	COMP	5.000
14.70000	14.7			0.00996	0.290	mg/kg	SBH10	SBH10-5.0	A3	P0		5.000
14.70000	14.7			0.00893	0.260	mg/kg	SBK03	SBK03-0.5	A4	P0		0.500
14.70000	14.7			0.00979	0.285	mg/kg	SBK03	SBK03-4.0	A4	P0		4.000

Notes: Results sorted by: 1) parameter; 2) highest to lowest detected concentration; VQ - ABBL validation flag; LQ - lab qualifier; "J" - the result is an estimated quantity; "D" - analysis required dilution; "B" - analyte detected in blank; composite samples are indicated by the abbreviation "COMP". *The 2006 Tetra Tech results were converted from wet weight to dry weight based on depth-discrete average moisture content measured during ABBL's 2007 investigation (see report Section 1.4.3).

Table 3B
Cover Soil Analytical Results
Detected Metal Concentrations

Cover Soil Report
Former CalCompact Landfill
Carson, California

Dry Wt. Conc.*	Reported Conc.*	VQ	LQ	MDL	PQL	Units	Boring ID	Sample ID	Landfill Cell	Primary (P0) or Dup (D)	Com-posite	Depth (ft bgs)
Cobalt												
14.70000	14.7			0.0101	0.295	mg/kg	SBKLM2	SBKLM-PS-5.0	A3,	P0	COMP	5.000
14.70000	14.7			0.00945	0.275	mg/kg	SBM04	SBM04-15.0	A2	P0		15.000
14.70000	14.7			0.0103	0.300	mg/kg	SBN10	SBN10-9.0	A4	P0		9.000
14.70000	14.7			0.00945	0.275	mg/kg	SBP03-T2	SBP103-T2-4.0	A2	D		4.000
14.70000	14.7			0.00893	0.260	mg/kg	SBP11	SBP11-0.5	A5	P0		0.500
14.60000	14.6			0.0101	0.295	mg/kg	SBN05	SBN05-25.0	A2	P0		25.000
14.60000	14.6			0.00962	0.280	mg/kg	SBN08	SBN08-0.5-14.0	A4	P0	COMP	0.000
14.60000	14.6			0.0108	0.315	mg/kg	SBP04	SBP04-14.0	A2	P0		14.000
14.60000	14.6			0.00979	0.285	mg/kg	SBQ12	SBQ112-15.0	A5	D		15.000
14.60000	14.6			0.00996	0.290	mg/kg	SBQ13-P1	SBQ13-PS1-7.5	A5	P0		7.500
14.60000	14.6			0.00928	0.270	mg/kg	SBR13-P1	SBR13-PS1-11.5	A5	P0		11.500
14.50940	13.9			2.5	5.0	mg/kg	SBI02	A2-I2-SB21-0.5'-D	A2	P0		0.500
14.50000	14.5			0.00910	0.265	mg/kg	SBG07	SBG07-0.5	A3	P0		0.500
14.50000	14.5			0.00979	0.285	mg/kg	SBG09	SBG09-5.0	A3	P0		5.000
14.50000	14.5			0.00893	0.260	mg/kg	SBJ08	SBJ08-0.5	A3	P0		0.500
14.50000	14.5			0.0103	0.300	mg/kg	SBN09	SBN09-10.0	A4	P0		10.000
14.50000	14.5			0.00893	0.260	mg/kg	SBN12	SBN12-0.5	A5	P0		0.500
14.50000	14.5			0.0101	0.295	mg/kg	SBR08	SBR08-9.0	A2	P0		9.000
14.40000	14.4			0.00893	0.260	mg/kg	SBM09	SBM09-0.5	A4	P0		0.500
14.40000	14.4			0.00979	0.285	mg/kg	SBN07	SBN07-0.5-10.0	A4	P0	COMP	0.000
14.40000	14.4			0.00962	0.280	mg/kg	SBP13-P1	SBP13-PS1-3.0	A5	P0		3.000
14.30060	13.7			2.5	5.0	mg/kg	SBF01	A1-F1-SB6-0.5'-D	A1	P0		0.500
14.30000	14.3			0.00893	0.260	mg/kg	SBH06	SBH106-0.5	A3	D		0.500
14.30000	14.3			0.00928	0.270	mg/kg	SBJ04	SBJ04-0.5-2.0	A4	P0	COMP	0.000
14.30000	14.3			0.0112	0.325	mg/kg	SBP02-P1	SBP02-PS1-4.0	A2	P0		4.000
14.20000	14.2			0.0103	0.300	mg/kg	SBH09	SBH09-14.0	A3	P0		14.000
14.20000	14.2			0.0101	0.295	mg/kg	SBI10	SBI10-5.0	A3	P0		5.000
14.20000	14.2			0.00893	0.260	mg/kg	SBK06	SBK06-0.5	A4	P0		0.500
14.20000	14.2			0.0101	0.295	mg/kg	SBM05	SBM05-5.0	A4	P0		5.000
14.20000	14.2			0.00928	0.270	mg/kg	SBT11	SBT11-0.5-5.0	A2	P0	COMP	0.000
14.20000	14.2			0.0103	0.300	mg/kg	SBV09-T2	SBV09-T2-9.0	A2	P0		9.000
14.10000	14.1			0.00893	0.260	mg/kg	SBH06	SBH06-0.5	A3	P0		0.500
14.10000	14.1			0.00893	0.260	mg/kg	SBI07	SBI07-0.5	A3	P0		0.500
14.10000	14.1			0.0103	0.300	mg/kg	SBM08	SBM08-10.0	A4	P0		10.000
14.10000	14.1			0.00996	0.290	mg/kg	SBN01	SBN01-2T1-2T2	A2	P0	COMP	0.000
14.10000	14.1			0.0108	0.315	mg/kg	SBN07	SBN07-14.5	A4	P0		14.500
14.10000	14.1			0.00928	0.270	mg/kg	SBR10	SBR10-0.5-5.0	A5	P0	COMP	0.000
14.10000	14.1			0.0103	0.300	mg/kg	SBU09-T2	SBU09-T2-15.0	A2	P0		15.000
14.00000	14.0			0.00893	0.260	mg/kg	SBI05	SBI05-0.5	A4	P0		0.500
14.00000	14.0			0.00876	0.255	mg/kg	SBI08	SBI08-0.5	A3	P0		0.500
14.00000	14.0			0.00962	0.280	mg/kg	SBJ04	SBJ04-7.0	A4	P0		7.000
14.00000	14.0			0.0103	0.300	mg/kg	SBN01	SBN01-2T2-8.5	A2	P0		8.500
14.00000	14.0			0.00996	0.290	mg/kg	SBS11	SBS11-5.0	A5	P0		5.000
13.80000	13.8			0.00893	0.260	mg/kg	SBG05	SBG05-0.5	A3	P0		0.500
13.80000	13.8			0.00962	0.280	mg/kg	SBM04	SBM04-0.5-10.0	A2	P0	COMP	0.000

Notes: Results sorted by: 1) parameter; 2) highest to lowest detected concentration; VQ - ABBL validation flag; LQ - lab qualifier; "J" - the result is an estimated quantity; "D" - analysis required dilution; "B" - analyte detected in blank; composite samples are indicated by the abbreviation "COMP". *The 2006 Tetra Tech results were converted from wet weight to dry weight based on depth-discrete average moisture content measured during ABBL's 2007 investigation (see report Section 1.4.3).

Table 3B
Cover Soil Analytical Results
Detected Metal Concentrations

Cover Soil Report
Former CalCompact Landfill
Carson, California

Dry Wt. Conc.*	Reported Conc.*	VQ	LQ	MDL	PQL	Units	Boring ID	Sample ID	Landfill Cell	Primary (P0) or Dup (D)	Com-posite	Depth (ft bgs)
Cobalt												
13.80000	13.8			0.00979	0.285	mg/kg	SBN06	SBN06-8.0	A4	P0		8.000
13.80000	13.8			0.00893	0.260	mg/kg	SBN11	SBN11-0.5	A5	P0		0.500
13.70000	13.7			0.0107	0.310	mg/kg	SBG10-P1	SBG10-PS1-4.5	A3	P0		4.500
13.70000	13.7			0.00893	0.260	mg/kg	SBI09	SBI09-0.5	A3	P0		0.500
13.70000	13.7			0.00962	0.280	mg/kg	SBJ13-P1	SBJ13-PS1-2.5	A3	P0		2.500
13.70000	13.7			0.00893	0.260	mg/kg	SBO12	SBO112-0.5	A5	D		0.500
13.68550	11.4			2.5	5.0	mg/kg	SBJ02	A2-J2-SB20-9'-D	A2	P0		9.000
13.60000	13.6			0.00893	0.260	mg/kg	SBEF	SBEF-0.5	A3	P0	COMP	0.500
13.60000	13.6			0.00893	0.260	mg/kg	SBF	SBF-0.5	A3	P0	COMP	0.500
13.60000	13.6			0.00893	0.260	mg/kg	SBF	SBF-1.0	A3	P0	COMP	1.000
13.60000	13.6			0.00893	0.260	mg/kg	SBG06	SBG106-0.5	A3	D		0.500
13.60000	13.6			0.0103	0.300	mg/kg	SBG09	SBG09-18.0	A3	P0		18.000
13.60000	13.6			0.00893	0.260	mg/kg	SBH05	SBH105-0.5	A3	D		0.500
13.60000	13.6			0.00893	0.260	mg/kg	SBM05	SBM05-0.5	A4	P0		0.500
13.60000	13.6			0.00910	0.265	mg/kg	SBO12	SBO12-0.5	A5	P0		0.500
13.57140	11.4			2.5	5.0	mg/kg	SBI01	A2-I1-SB9-3'-D	A2	P0		3.000
13.50000	13.5			0.00979	0.285	mg/kg	SBH09	SBH09-0.5-10.0	A3	P0	COMP	0.000
13.50000	13.5			0.00979	0.285	mg/kg	SBH10	SBH10-0.5-15.0	A3	P0	COMP	0.000
13.50000	13.5			0.00893	0.260	mg/kg	SBJ10	SBJ110-0.5	A3	D		0.500
13.50000	13.5			0.00893	0.260	mg/kg	SBM11	SBM11-0.5	A3	P0		0.500
13.50000	13.5			0.0108	0.315	mg/kg	SBR07	SBR07-8.0	A2	P0		8.000
13.50000	13.5			0.0108	0.315	mg/kg	SBT08-P1	SBT08-PS1-3.0	A2	P0		3.000
13.45240	11.3			2.5	5.0	mg/kg	SBG02	A1-G2-SB23A-3'-D	A1	P0		3.000
13.40000	13.4			0.00979	0.285	mg/kg	SBE04-P1	SBE04-PS1-3.0	A3	P0		3.000
13.40000	13.4			0.00876	0.255	mg/kg	SBM13-P2	SBM13-P2-0.5	A5	P0		0.500
13.40000	13.4			0.0112	0.325	mg/kg	SBO09	SBO09-25.0	A4	P0		25.000
13.40000	13.4			0.00962	0.280	mg/kg	SBP08	SBP08-0.5-10.0	A4	P0	COMP	0.000
13.40000	13.4			0.00979	0.285	mg/kg	SBP08	SBP08-24.5	A4	P0		24.500
13.40000	13.4			0.00962	0.280	mg/kg	SBR09	SBR09-0.5-10.0	A2	P0	COMP	0.000
13.40000	13.4			0.0108	0.315	mg/kg	SBS06-T2	SBS06-T2-7.5	A2	P0		7.500
13.30000	13.3			0.00979	0.285	mg/kg	SBG09	SBG09-0.5-15.0	A3	P0	COMP	0.000
13.30000	13.3			0.00910	0.265	mg/kg	SBI06	SBI06-0.5	A4	P0		0.500
13.30000	13.3			0.0103	0.300	mg/kg	SBJ13-P2	SBJ13-PS2-8.5	A3	P0		8.500
13.30000	13.3			0.00893	0.260	mg/kg	SBL10	SBL10-0.5	A4	P0		0.500
13.30000	13.3			0.00893	0.260	mg/kg	SBL11	SBL11-0.5	A3	P0		0.500
13.30000	13.3			0.00945	0.275	mg/kg	SBQ07	SBQ07-0.5-5.0	A2	P0	COMP	0.000
13.25680	12.7			2.5	5.0	mg/kg	SBO02	A2-O2-SB15-CM-0.5'-5'	A2	P0	COMP	0.000
13.20000	13.2			0.00945	0.275	mg/kg	SBFG	SBFG-1.0	A3	P0	COMP	1.000
13.20000	13.2			0.00893	0.260	mg/kg	SBH05	SBH05-0.5	A3	P0		0.500
13.20000	13.2			0.00910	0.265	mg/kg	SBJ06	SBJ06-0.5	A4	P0		0.500
13.20000	13.2			0.00893	0.260	mg/kg	SBJ10	SBJ10-0.5	A3	P0		0.500
13.20000	13.2			0.0101	0.295	mg/kg	SBQ07	SBQ07-8.0	A2	P0		8.000
13.10000	13.1			0.00893	0.260	mg/kg	SBEF	SBEF-1.0	A3	P0	COMP	1.000
13.10000	13.1			0.0122	0.355	mg/kg	SBF05-P2	SBF105-PS2-15.0	A3	D		15.000
13.10000	13.1			0.00910	0.265	mg/kg	SBG05	SBG105-0.5	A3	D		0.500

Notes: Results sorted by: 1) parameter; 2) highest to lowest detected concentration; VQ - ABBL validation flag; LQ - lab qualifier; "J" - the result is an estimated quantity; "D" - analysis required dilution; "B" - analyte detected in blank; composite samples are indicated by the abbreviation "COMP". *The 2006 Tetra Tech results were converted from wet weight to dry weight based on depth-discrete average moisture content measured during ABBL's 2007 investigation (see report Section 1.4.3).

Table 3B
Cover Soil Analytical Results
Detected Metal Concentrations

Cover Soil Report
Former CalCompact Landfill
Carson, California

Dry Wt. Conc.*	Reported Conc.*	VQ	LQ	MDL	PQL	Units	Boring ID	Sample ID	Landfill Cell	Primary (P0) or Dup (D)	Com-posite	Depth (ft bgs)
Cobalt												
13.10000	13.1			0.00996	0.290	mg/kg	SBK04	SBK04-4.0	A4	P0		4.000
13.10000	13.1			0.00893	0.260	mg/kg	SBK10	SBK10-0.5	A3	P0		0.500
13.10000	13.1			0.00979	0.285	mg/kg	SBO05	SBO05-0.5-15.0	A2	P0	COMP	0.000
13.00000	13.0			0.00979	0.285	mg/kg	SBT08	SBT08-9.0	A2	P0		9.000
12.94360	12.4			2.5	5.0	mg/kg	SBD03	A3-D3-SB33-CM-0.5'-5'	A3	P0	COMP	0.000
12.86680	11.4			2.5	5.0	mg/kg	SBE03	A3-E3-SB34-7'-D	A3	P0		7.000
12.85710	10.8			2.5	5.0	mg/kg	SBG02	A1-G2-SB23A-3'-D-Dup	A1	D		3.000
12.83920	12.3			2.5	5.0	mg/kg	SBD02	A1-D2-SB26-CM-0.5'-5'	A1	P0	COMP	0.000
12.80000	12.8			0.0105	0.305	mg/kg	SBI11	SBI11-10.0	A3	P0		10.000
12.80000	12.8			0.00979	0.285	mg/kg	SBI12	SBI12-5.0	A3	P0		5.000
12.80000	12.8			0.00945	0.275	mg/kg	SBO04	SBO04-0.5-5.0	A2	P0	COMP	0.000
12.74040	10.6			2.5	5.0	mg/kg	SBL03	A2-L3-SB41-8'-D	A2	P0		8.000
12.74040	10.6			2.5	5.0	mg/kg	SBN01	A2-N1-SB14-8'-D	A2	P0		8.000
12.73490	12.2			2.5	5.0	mg/kg	SBB02	A1-B2-SB28-CM-0.5'-5'	A1	P0	COMP	0.000
12.73490	12.2			2.5	5.0	mg/kg	SBG02	A1-G2-SB23A-0.5'-D-Dup	A1	D		0.500
12.73490	12.2			2.5	5.0	mg/kg	SBJ02	A2-J2-SB20-CM-0.5'-5'	A2	P0	COMP	0.000
12.73490	12.2	J		2.5	5.0	mg/kg	SBL02	A2-L2-SB18-CM-0.5'-5'	A2	P0	COMP	0.000
12.70000	12.7			0.0113	0.330	mg/kg	SBF06-P1	SBF06-PS1-15.0	A3	P0		15.000
12.70000	12.7			0.00893	0.260	mg/kg	SBFG	SBFG-0.5	A3	P0	COMP	0.500
12.70000	12.7			0.00945	0.275	mg/kg	SBI11	SBI11-0.5-5.0	A3	P0	COMP	0.000
12.70000	12.7			0.00979	0.285	mg/kg	SBJ12	SBJ12-0.5-5.0	A3	P0	COMP	0.000
12.70000	12.7			0.00893	0.260	mg/kg	SBK08	SBK08-0.5	A4	P0		0.500
12.70000	12.7			0.00962	0.280	mg/kg	SBO13-P1	SBO13-PS1-3.0	A5	P0		3.000
12.70000	12.7			0.00893	0.260	mg/kg	SBR11	SBR11-0.5	A5	P0		0.500
12.70000	12.7			0.00928	0.270	mg/kg	SBV12	SBV12-0.5-1.5	A2	P0	COMP	0.000
12.61470	11.0			2.5	5.0	mg/kg	SBH02	A1-H2-SB22-12'-D	A1	P0		12.000
12.60000	12.6			0.00979	0.285	mg/kg	SBL12	SBL12-5.0	A3	P0		5.000
12.60000	12.6			0.00945	0.275	mg/kg	SBN05	SBN05-0.5-10.0	A2	P0	COMP	0.000
12.60000	12.6			0.0101	0.295	mg/kg	SBP06	SBP06-15.0-20.0	A2	P0	COMP	0.000
12.60000	12.6			0.0103	0.300	mg/kg	SBR05-T2	SBR05-T2-5.5	A2	P0		5.500
12.60000	12.6			0.00945	0.275	mg/kg	SBR09	SBR09-0.5-10.0D	A2	D	COMP	0.000
12.52610	12.0	J		2.5	5.0	mg/kg	SBB03	A3-B3-SB31-CM-0.5'-8'	A3	P0	COMP	0.000
12.52610	12.0			2.5	5.0	mg/kg	SBP03	A2-P3-SB45-CM-0.5'-10'	A2	P0	COMP	0.000
12.50000	12.5			0.0115	0.335	mg/kg	SBF07-P1	SBF07-PS1-15.0	A3	P0		15.000
12.50000	12.5			0.00893	0.260	mg/kg	SBK11	SBK11-0.5	A3	P0		0.500
12.50000	12.5			0.00996	0.290	mg/kg	SBN01-T1	SBN01-T1-T2D	A2	D	COMP	0.000
12.50000	12.5			0.00945	0.275	mg/kg	SBN10	SBN10-0.5-5.0	A4	P0	COMP	0.000
12.48620	11.3			2.5	5.0	mg/kg	SBD01	A1-D1-SB4-2'-D	A1	P0		2.000
12.47030	10.5			2.5	5.0	mg/kg	SBN03	A2-N3-SB43-10'-D	A2	P0		10.000
12.40000	12.4			0.00876	0.255	mg/kg	SBL12	SBL12-0.5	A3	P0		0.500
12.38100	10.4			2.5	5.0	mg/kg	SBF03	A3-F3-SB35-3'-D-Dup	A3	D		3.000
12.37980	10.3			2.5	5.0	mg/kg	SBG04	A3-G4-SB56-8'-D	A3	P0		8.000
12.37570	11.2			2.5	5.0	mg/kg	SBA03	A3-A3-SB30-2'-D	A3	P0		2.000
12.31730	11.8			2.5	5.0	mg/kg	SBA02	A1-A2-SB29-CM-0.5'-5'	A1	P0	COMP	0.000
12.30250	10.9			2.5	5.0	mg/kg	SBK02	A2-K2-SB19-7'-D-Dup	A2	D		7.000

Notes: Results sorted by: 1) parameter; 2) highest to lowest detected concentration; VQ - ABBL validation flag; LQ - lab qualifier; "J" - the result is an estimated quantity; "D" - analysis required dilution; "B" - analyte detected in blank; composite samples are indicated by the abbreviation "COMP". *The 2006 Tetra Tech results were converted from wet weight to dry weight based on depth-discrete average moisture content measured during ABBL's 2007 investigation (see report Section 1.4.3).

Table 3B
Cover Soil Analytical Results
Detected Metal Concentrations

Cover Soil Report
Former CalCompact Landfill
Carson, California

Dry Wt. Conc.*	Reported Conc.*	VQ	LQ	MDL	PQL	Units	Boring ID	Sample ID	Landfill Cell	Primary (P0) or Dup (D)	Com-posite	Depth (ft bgs)
Cobalt												
12.30000	12.3			0.00962	0.280	mg/kg	SBF06	SBF06-0.5-4.0	A3	P0	COMP	0.000
12.30000	12.3			0.00910	0.265	mg/kg	SBI03	SBI03-0.5	A4	P0		0.500
12.30000	12.3			0.00928	0.270	mg/kg	SBQ08	SBQ08-0.5-5.0	A2	P0	COMP	0.000
12.26190	10.3			2.5	5.0	mg/kg	SBF04	A3-F4-SB55-3'-D	A3	P0		3.000
12.21290	11.7			2.5	5.0	mg/kg	SBA03	A3-A3-SB30-0.5'-D	A3	P0		0.500
12.21290	11.7			2.5	5.0	mg/kg	SBE02	A1-E2-SB25-0.5'-D	A1	P0		0.500
12.20000	12.2			0.00928	0.270	mg/kg	SBF05	SBF05-0.5-2.0	A3	P0	COMP	0.000
12.20000	12.2			0.00928	0.270	mg/kg	SBK12	SBK12-0.5-2.0	A3	P0	COMP	0.000
12.20000	12.2			0.00893	0.260	mg/kg	SBL08	SBL08-0.5	A4	P0		0.500
12.20000	12.2			0.00979	0.285	mg/kg	SBM13-P2	SBM13-PS2-7.5	A5	P0		7.500
12.15470	11.0			2.5	5.0	mg/kg	SBE01	A1-E1-SB5-2'-D	A1	P0		2.000
12.10000	12.1			0.00893	0.260	mg/kg	SBI08	SBI108-0.5	A3	D		0.500
12.10000	12.1			0.00893	0.260	mg/kg	SBI09	SBI109-0.5	A3	D		0.500
12.10000	12.1			0.0103	0.300	mg/kg	SBS12	SBS12-5.0	A5	P0		5.000
12.00000	12.0			0.00893	0.260	mg/kg	SBH07	SBH07-0.5	A3	P0		0.500
12.00000	12.0			0.00893	0.260	mg/kg	SBI04	SBI04-0.5-3.0	A4	P0	COMP	0.000
12.00000	12.0			0.00928	0.270	mg/kg	SBL09	SBL09-0.5	A4	P0		0.500
12.00000	12.0			0.00979	0.285	mg/kg	SBO05	SBO05-20.0	A2	P0		20.000
11.99520	10.1			2.5	5.0	mg/kg	SBL02	A2-L2-SB18-10'-D-Dup	A2	D		10.000
11.99520	10.1			2.5	5.0	mg/kg	SBM03	A2-M3-SB42-10'-D	A2	P0		10.000
11.99520	10.1			2.5	5.0	mg/kg	SBM03	A2-M3-SB42-10'-D-Dup	A2	D		10.000
11.90000	11.9	J		0.0103	0.300	mg/kg	SBF06	SBF06-8.0	A3	P0		8.000
11.90000	11.9			0.00893	0.260	mg/kg	SBK12	SBK12-7.0	A3	P0		7.000
11.89980	11.4			2.5	5.0	mg/kg	SBK02	A2-K2-SB19-CM-0.5'-5'	A2	P0	COMP	0.000
11.85100	10.5			2.5	5.0	mg/kg	SBC02	A1-C2-SB27-7'-D	A1	P0		7.000
11.81190	10.3			2.5	5.0	mg/kg	SBD03	A3-D3-SB33-12'-D	A3	P0		12.000
11.80000	11.8			0.00893	0.260	mg/kg	SBM12	SBM12-0.5	A3	P0		0.500
11.80000	11.8			0.00876	0.255	mg/kg	SBO11	SBO11-0.5	A5	P0		0.500
11.77880	9.80			2.5	5.0	mg/kg	SBN02	A2-N2-SB16-8'-D	A2	P0		8.000
11.70000	11.7			0.00893	0.260	mg/kg	SBGH	SBGH-1.0	A3	P0	COMP	1.000
11.70000	11.7			0.00893	0.260	mg/kg	SBI12	SBI12-0.5	A3	P0		0.500
11.70000	11.7			0.00945	0.275	mg/kg	SBP05	SBP05-0.5-10.0	A2	P0	COMP	0.000
11.66670	9.80			2.5	5.0	mg/kg	SBI02	A2-I2-SB21-3'-D	A2	P0		3.000
11.60000	11.6			0.0101	0.295	mg/kg	SBN01-T1	SBN01-T1-T2	A2	P0	COMP	0.000
11.60000	11.6			0.00928	0.270	mg/kg	SBP11	SBP11-5.0	A5	P0		5.000
11.51240	10.2			2.5	5.0	mg/kg	SBK02	A2-K2-SB19-7'-D	A2	P0		7.000
11.51240	10.2			2.5	5.0	mg/kg	SBM01	A2-M1-SB13-7'-D	A2	P0		7.000
11.48230	11.0			2.5	5.0	mg/kg	SBF02	A1-F2-SB24-0.5'-D	A1	P0		0.500
11.41060	9.95			2.5	5.0	mg/kg	SBC03	A3-C3-SB32-12'-D	A3	P0		12.000
11.40000	11.4			0.00893	0.260	mg/kg	SBGH	SBGH-0.5	A3	P0	COMP	0.500
11.27350	10.8			2.5	5.0	mg/kg	SBH02	A1-H2-SB22-CM-0.5'-10'	A1	P0	COMP	0.000
11.16910	10.7			2.5	5.0	mg/kg	SBL03	A2-L3-SB41-CM-0.5'-5'	A2	P0	COMP	0.000
11.10000	11.1			0.00910	0.265	mg/kg	SBP06	SBP06-0.5-10.0	A2	P0	COMP	0.000
11.08430	9.20			2.5	5.0	mg/kg	SBB03	A3-B3-SB31-13'-D	A3	P0		13.000
11.05770	9.20			2.5	5.0	mg/kg	SBB02	A1-B2-SB28-8'-D	A1	P0		8.000

Notes: Results sorted by: 1) parameter; 2) highest to lowest detected concentration; VQ - ABBL validation flag; LQ - lab qualifier; "J" - the result is an estimated quantity; "D" - analysis required dilution; "B" - analyte detected in blank; composite samples are indicated by the abbreviation "COMP". *The 2006 Tetra Tech results were converted from wet weight to dry weight based on depth-discrete average moisture content measured during ABBL's 2007 investigation (see report Section 1.4.3).

Table 3B
Cover Soil Analytical Results
Detected Metal Concentrations

Cover Soil Report
Former CalCompact Landfill
Carson, California

Dry Wt. Conc.*	Reported Conc.*	VQ	LQ	MDL	PQL	Units	Boring ID	Sample ID	Landfill Cell	Primary (P0) or Dup (D)	Com-posite	Depth (ft bgs)
Cobalt												
11.04970	10.0			2.5	5.0	mg/kg	SBF01	A1-F1-SB6-2'-D	A1	P0		2.000
11.01190	9.25			2.5	5.0	mg/kg	SBG03	A3-G3-SB36-3'-D	A3	P0		3.000
11.00000	11.0			0.00893	0.260	mg/kg	SBG06	SBG06-0.5	A3	P0		0.500
11.00000	11.0			0.0108	0.315	mg/kg	SBM06	SBM06-4.5	A4	P0		4.500
11.00000	11.0			0.00962	0.280	mg/kg	SBP05	SBP05-15.0-20.0	A2	P0	COMP	0.000
11.00000	11.0			0.00893	0.260	mg/kg	SBV10-T1	SBV10-T1-0.5	A2	P0		0.500
10.99450	9.95			2.5	5.0	mg/kg	SBB01	A1-B1-SB2-2'-D	A1	P0		2.000
10.96030	10.5			2.5	5.0	mg/kg	SBF04	A3-F4-SB55-0.5'-D	A3	P0		0.500
10.88400	9.85			2.5	5.0	mg/kg	SBH03	A3-H3-SB37-2'-D	A3	P0		2.000
10.80610	9.25			2.5	5.0	mg/kg	SBE02	A1-E2-SB25-5'-D	A1	P0		5.000
10.80000	10.8			0.00893	0.260	mg/kg	SBH08	SBH08-0.5	A3	P0		0.500
10.75160	10.3			2.5	5.0	mg/kg	SBC01	A1-C1-SB3-0.5'-D	A1	P0		0.500
10.70000	10.7			0.0101	0.295	mg/kg	SBG09-P1	SBG09-PS1-5.0	A3	P0		5.000
10.64720	10.2			2.5	5.0	mg/kg	SBC03	A3-C3-SB32-CM-0.5'-5'	A3	P0	COMP	0.000
10.54280	10.1			2.5	5.0	mg/kg	SBE02	A1-E2-SB25-0.5'-D-Dup	A1	D		0.500
10.54280	10.1			2.5	5.0	mg/kg	SBE03	A3-E3-SB34-CM-0.5'-5'	A3	P0	COMP	0.000
10.53570	8.85			2.5	5.0	mg/kg	SBG03	A3-G3-SB36-3'-D-Dup	A3	D		3.000
10.49660	9.30			2.5	5.0	mg/kg	SBD02	A1-D2-SB26-7'-D	A1	P0		7.000
10.41670	8.75			2.5	5.0	mg/kg	SBF03	A3-F3-SB35-3'-D	A3	P0		3.000
10.39660	8.65			2.5	5.0	mg/kg	SBA02	A1-A2-SB29-8'-D	A1	P0		8.000
10.38620	9.95			2.5	5.0	mg/kg	SBN02	A2-N2-SB16-CM-0.5'-5'	A2	P0	COMP	0.000
10.32410	8.60			2.5	5.0	mg/kg	SBO03	A2-O3-SB44-9'-D	A2	P0		9.000
10.30000	10.3			0.00910	0.265	mg/kg	SBJ07	SBJ07-0.5	A4	P0		0.500
10.28040	8.80			2.5	5.0	mg/kg	SBE02	A1-E2-SB25-5'-D-Dup	A1	D		5.000
10.17750	9.75			2.5	5.0	mg/kg	SBG02	A1-G2-SB23A-0.5'-D	A1	P0		0.500
10.17750	9.75			2.5	5.0	mg/kg	SBI02	A2-I2-SB21-0.5'-D-Dup	A2	D		0.500
10.10000	10.1			0.00928	0.270	mg/kg	SBQ05	SBQ05-0.5-10.0	A2	P0	COMP	0.000
10.10000	10.1			0.00979	0.285	mg/kg	SBU09-T2	SBU09-T2-0.5-10.0	A2	P0	COMP	0.000
10.07310	9.65			2.5	5.0	mg/kg	SBG01	A1-G1-SB7-0.5'-D	A1	P0		0.500
10.07310	9.65			2.5	5.0	mg/kg	SBG03	A3-G3-SB36-0.5'-D	A3	P0		0.500
10.00000	10.0			0.00962	0.280	mg/kg	SBL13-P1	SBL13-PS1-9.5	A3	P0		9.500
9.916500	9.50			2.5	5.0	mg/kg	SBK02	A2-K2-SB19-CM-0.5'-5'-Dup	A2	D	COMP	0.000
9.864300	9.45			2.5	5.0	mg/kg	SBC02	A1-C2-SB27-CM-0.5'-5'	A1	P0	COMP	0.000
9.864300	9.45			2.5	5.0	mg/kg	SBH01	A1-H1-SB8-0.5'-D	A1	P0		0.500
9.860000	9.86			0.00996	0.290	mg/kg	SBH09	SBH09-5.0	A3	P0		5.000
9.820000	9.82			0.00928	0.270	mg/kg	SBV10-T4	SBV10-T4-T3	A2	P0	COMP	0.000
9.790000	9.79			0.00910	0.265	mg/kg	SBS11	SBS11-0.5	A5	P0		0.500
9.680000	9.68			0.00893	0.260	mg/kg	SBJ11	SBJ11-10.0	A3	P0		10.000
9.650100	8.55			2.5	5.0	mg/kg	SBK01	A2-K1-SB11-7'-D	A2	P0		7.000
9.590000	9.59			0.0108	0.315	mg/kg	SBF05-P2	SBF05-PS2-15.0	A3	P0		15.000
9.551100	9.15			2.5	5.0	mg/kg	SBN01	A2-N1-SB14-CM-0.5'-5'	A2	P0	COMP	0.000
9.499000	9.10			2.5	5.0	mg/kg	SBD01	A1-D1-SB4-0.5'-D	A1	P0		0.500
9.499000	9.10			2.5	5.0	mg/kg	SBK01	A2-K1-SB11-CM-0.5'-5'	A2	P0	COMP	0.000
9.342400	8.95			2.5	5.0	mg/kg	SBE01	A1-E1-SB5-0.5'-D	A1	P0		0.500
9.290200	8.90			2.5	5.0	mg/kg	SBF03	A3-F3-SB35-0.5'-D	A3	P0		0.500

Notes: Results sorted by: 1) parameter; 2) highest to lowest detected concentration; VQ - ABBL validation flag; LQ - lab qualifier; "J" - the result is an estimated quantity; "D" - analysis required dilution; "B" - analyte detected in blank; composite samples are indicated by the abbreviation "COMP". *The 2006 Tetra Tech results were converted from wet weight to dry weight based on depth-discrete average moisture content measured during ABBL's 2007 investigation (see report Section 1.4.3).

Table 3B
Cover Soil Analytical Results
Detected Metal Concentrations

Cover Soil Report
Former CalCompact Landfill
Carson, California

Dry Wt. Conc.*	Reported Conc.*	VQ	LQ	MDL	PQL	Units	Boring ID	Sample ID	Landfill Cell	Primary (P0) or Dup (D)	Com-posite	Depth (ft bgs)
Cobalt												
9.200000	9.20			0.00979	0.285	mg/kg	SBP03-T1	SBP03-T1-T2	A2	P0	COMP	0.000
9.185800	8.80			2.5	5.0	mg/kg	SBB01	A1-B1-SB2-0.5'-D	A1	P0		0.500
9.081400	8.70			2.5	5.0	mg/kg	SBG04	A3-G4-SB56-CM-0.5'-3'	A3	P0	COMP	0.000
9.081400	8.70			2.5	5.0	mg/kg	SBM01	A2-M1-SB13-CM-0.5'-5'	A2	P0	COMP	0.000
9.029200	8.65			2.5	5.0	mg/kg	SBJ01	A3-J1-SB10-CM-0.5'-4'	A3	P0	COMP	0.000
9.029200	8.65			2.5	5.0	mg/kg	SBM02	A2-M2-SB17-CM-0.5'-5'	A2	P0	COMP	0.000
8.924800	8.55			2.5	5.0	mg/kg	SBM03	A2-M3-SB42-CM-0.5'-5'-Dup	A2	D	COMP	0.000
8.823500	7.35			2.5	5.0	mg/kg	SBJ01	A2-J1-SB10-9'-D	A2	P0		9.000
8.716100	8.35			2.5	5.0	mg/kg	SBH04	A3-H4-SB55-0.5'-D	A3	P0		0.500
8.663900	8.30			2.5	5.0	mg/kg	SBF03	A3-F3-SB35-0.5'-D-Dup	A3	D		0.500
8.663900	8.30			2.5	5.0	mg/kg	SBH03	A3-H3-SB37-0.5'-D	A3	P0		0.500
8.580000	8.58			0.00962	0.280	mg/kg	SBG08-P1	SBG08-PS1-5.0	A3	P0		5.000
8.480000	8.48			0.00979	0.285	mg/kg	SBP03-T1	SBP03-T1-T2D	A2	D	COMP	0.000
8.408600	7.45			2.5	5.0	mg/kg	SBL01	A2-L1-SB12-7'-D	A2	P0		7.000
8.402900	8.05			2.5	5.0	mg/kg	SBG03	A3-G3-SB36-0.5'-D-Dup	A3	D		0.500
8.298500	7.95		J	2.5	5.0	mg/kg	SBL02	A2-L2-SB18-CM-0.5'-5'-Dup	A2	D	COMP	0.000
7.951800	6.60			2.5	5.0	mg/kg	SBB03	A3-B3-SB31-13'-D-Dup	A3	D		13.000
7.820000	7.82			0.00893	0.260	mg/kg	SBM10	SBM10-0.5	A4	P0		0.500
7.672200	7.35			2.5	5.0	mg/kg	SBA01	A1-A1-SB1-0.5'-D	A1	P0		0.500
7.672200	7.35			2.5	5.0	mg/kg	SBL01	A2-L1-SB12-CM-0.5'-5'	A2	P0	COMP	0.000
7.420000	7.42			0.00893	0.260	mg/kg	SBK07	SBK07-0.5	A4	P0		0.500
7.359100	7.05		J	2.5	5.0	mg/kg	SBB03	A3-B3-SB31-CM-0.5'-8'-Dup	A3	D	COMP	0.000
7.359100	7.05			2.5	5.0	mg/kg	SBO03	A2-O3-SB44-CM-0.5'-4'	A2	P0	COMP	0.000
7.320000	7.32			0.00979	0.285	mg/kg	SBO02-T1	SBO02-T1-T2	A2	P0	COMP	0.000
7.280000	7.28			0.00979	0.285	mg/kg	SBR11	SBR11-5.0	A5	P0		5.000
7.150300	6.85			2.5	5.0	mg/kg	SBM03	A2-M3-SB42-CM-0.5'-5'	A2	P0	COMP	0.000
6.770000	6.77			0.00893	0.260	mg/kg	SBV09-T3	SBV09-T3-0.5-3.0	A2	P0	COMP	0.000
6.760000	6.76			0.00979	0.285	mg/kg	SBQ04-T1	SBQ04-T1-T2	A2	P0	COMP	0.000
6.760000	6.76			0.00962	0.280	mg/kg	SBR05-T1	SBR05-T1-T2	A2	P0	COMP	0.000
6.730000	6.73			0.0103	0.300	mg/kg	SBO04	SBO04-9.5	A2	P0		9.500
6.263000	6.00			2.5	5.0	mg/kg	SBI01	A2-I1-SB9-0.5'-D	A2	P0		0.500
6.160000	6.16			0.00876	0.255	mg/kg	SBV10-T2	SBV10-T2-0.5	A2	P0		0.500
6.050000	6.05			0.00962	0.280	mg/kg	SBS06-T1	SBS06-T1-T2	A2	P0	COMP	0.000
5.897700	5.65			2.5	5.0	mg/kg	SBN03	A2-N3-SB43-CM-0.5'-5'	A2	P0	COMP	0.000
5.440000	5.44			0.00945	0.275	mg/kg	SBT07-T1	SBT07-T1-T2	A2	P0	COMP	0.000
5.330000	5.33			0.00928	0.270	mg/kg	SBU08-T1	SBU08-T1-T2	A2	P0	COMP	0.000
5.000000	5.00			0.00893	0.260	mg/kg	SBV10-T3	SBV10-T3-8.0	A2	P0		8.000
3.380000	3.38			0.00910	0.265	mg/kg	SBV10-T2	SBV10-T2-5.0	A2	P0		5.000
3.110000	3.11			0.00893	0.260	mg/kg	SBV09-T4	SBV09-T4-2.0	A2	P0		2.000
Copper												
369.0000	369			0.0534	0.570	mg/kg	SBK05	SBK05-3.5'	A4	P0		3.500
315.0000	315			0.0563	0.600	mg/kg	SBP09	SBP09-24.5	A4	P0		24.500
293.0000	293			0.0506	0.540	mg/kg	SBU09-T3	SBU09-T3-0.5-3.5	A2	P0	COMP	0.000
182.0000	182			0.0609	0.650	mg/kg	SBT07-P2	SBT07-PS2-3.5	A2	P0		3.500

Notes: Results sorted by: 1) parameter; 2) highest to lowest detected concentration; VQ - ABBL validation flag; LQ - lab qualifier; "J" - the result is an estimated quantity; "D" - analysis required dilution; "B" - analyte detected in blank; composite samples are indicated by the abbreviation "COMP". *The 2006 Tetra Tech results were converted from wet weight to dry weight based on depth-discrete average moisture content measured during ABBL's 2007 investigation (see report Section 1.4.3).

Table 3B
Cover Soil Analytical Results
Detected Metal Concentrations

Cover Soil Report
Former CalCompact Landfill
Carson, California

Dry Wt. Conc.*	Reported Conc.*	VQ	LQ	MDL	PQL	Units	Boring ID	Sample ID	Landfill Cell	Primary (P0) or Dup (D)	Com-posite	Depth (ft bgs)
Copper												
117.0000	117			0.0563	0.600	mg/kg	SBN10	SBN10-9.0	A4	P0		9.000
98.55770	82.0			2.5	5.0	mg/kg	SBN01	A2-N1-SB14-8'-D	A2	P0		8.000
86.50000	86.5			0.0506	0.540	mg/kg	SBU10	SBU10-0.5-5.0	A2	P0	COMP	0.000
83.30000	83.3			0.0563	0.600	mg/kg	SBH09	SBH09-14.0	A3	P0		14.000
83.30000	83.3			0.0638	0.680	mg/kg	SBR06	SBR06-9.0	A2	P0		9.000
82.60000	82.6			0.0544	0.580	mg/kg	SBO09	SBO09-0.5-10.0	A4	P0	COMP	0.000
79.60000	79.6			0.0675	0.720	mg/kg	SBF05-P1	SBF05-PS1-15.0	A3	P0		15.000
79.10000	79.1			0.0581	0.620	mg/kg	SBQ06	SBQ06-5.0	A2	P0		5.000
73.00000	73.0			0.0675	0.720	mg/kg	SBH10-P1	SBH110-PS1-15.0	A3	D		15.000
70.10000	70.1			0.0638	0.680	mg/kg	SBI12-P1	SBI12-PS1-15.0	A3	P0		15.000
69.70000	69.7			0.0534	0.570	mg/kg	SBR06	SBR06-0.5-4.0	A2	P0	COMP	0.000
69.20000	69.2			0.0656	0.700	mg/kg	SBN12	SBN12-5.0	A5	P0		5.000
68.50000	68.5			0.0609	0.650	mg/kg	SBV13-P1	SBV13-PS1-15.0	A2	P0		15.000
67.50000	67.5			0.0563	0.600	mg/kg	SBV12-P1	SBV12-PS1-15.0	A2	P0		15.000
66.60000	66.6			0.0609	0.650	mg/kg	SBN01-P1	SBN01-PS1-3.0	A2	P0		3.000
66.20000	66.2			0.0666	0.710	mg/kg	SBV11-P2	SBV11-PS2-15.0	A2	P0		15.000
66.00000	66.0			0.0591	0.630	mg/kg	SBT10	SBT10-6.5	A2	P0		6.500
65.40000	65.4			0.0488	0.520	mg/kg	SBN12	SBN12-0.5	A5	P0		0.500
64.40000	64.4			0.0628	0.670	mg/kg	SBO11	SBO11-4.0	A5	P0		4.000
63.00000	63.0			0.0609	0.650	mg/kg	SBS06-P1	SBS06-PS1-3.0	A2	P0		3.000
62.90000	62.9			0.0619	0.660	mg/kg	SBE03-P1	SBE03-PS1-15.0	A3	P0		15.000
62.50000	62.5			0.0591	0.630	mg/kg	SBU09-P1	SBU09-PS1-4.0	A2	P0		4.000
61.70000	61.7			0.0628	0.670	mg/kg	SBR05-P2	SBR05-PS2-3.5	A2	P0		3.500
61.30000	61.3			0.0544	0.580	mg/kg	SBN11	SBN11-3.5	A5	P0		3.500
60.90000	60.9			0.0591	0.630	mg/kg	SBQ04	SBQ04-4.0	A2	P0		4.000
59.50000	59.5			0.0544	0.580	mg/kg	SBTUV	SBTUV-PS-5.0	A2,	P0	COMP	5.000
59.50000	59.5			0.0638	0.680	mg/kg	SBU13-P1	SBU13-PS1-15.0	A2	P0		15.000
59.30000	59.3			0.0638	0.680	mg/kg	SBI11-P1	SBI11-PS1-15.0	A3	P0		15.000
58.30000	58.3	J		0.0609	0.650	mg/kg	SBP03-P1	SBP03-PS1-4.5	A2	P0		4.500
58.20000	58.2			0.0506	0.540	mg/kg	SBTUV	SBTUV-1.0	A2,	P0	COMP	1.000
57.90000	57.9			0.0497	0.530	mg/kg	SBQ04	SBQ04-0.5	A2	P0		0.500
57.40000	57.4			0.0609	0.650	mg/kg	SBQ11	SBQ11-15.0	A5	P0		15.000
57.30000	57.3			0.0600	0.640	mg/kg	SBP05	SBP05-26.0	A2	P0		26.000
57.20000	57.2			0.0600	0.640	mg/kg	SBQ05	SBQ05-15.0-17.0	A2	P0	COMP	0.000
56.60000	56.6			0.0638	0.680	mg/kg	SBU09-P2	SBU09-PS2-3.5	A2	P0		3.500
56.20000	56.2			0.0609	0.650	mg/kg	SBH10-P1	SBH10-PS1-5.0	A3	P0		5.000
56.20000	56.2			0.0619	0.660	mg/kg	SBO12	SBO12-4.0	A5	P0		4.000
56.00000	56.0	J		0.0628	0.670	mg/kg	SBP03-T2	SBP03-T2-4.0	A2	P0		4.000
55.70000	55.7			0.0525	0.560	mg/kg	SBUV	SBUV-1.0	A2	P0	COMP	1.000
55.60000	55.6	J		0.0591	0.630	mg/kg	SBO02-T2	SBO02-T2-4.5	A2	P0		4.500
55.50000	55.5			0.0506	0.540	mg/kg	SBUV	SBUV-0.5	A2	P0	COMP	0.500
55.40000	55.4			0.0591	0.630	mg/kg	SBG08	SBG08-8.0	A3	P0		8.000
55.40000	55.4			0.0581	0.620	mg/kg	SBV11	SBV11-6.0	A2	P0		6.000
55.30000	55.3			0.0638	0.680	mg/kg	SBP12	SBP12-10.0	A5	P0		10.000
55.10000	55.1			0.0497	0.530	mg/kg	SBTUV	SBTUV-0.5	A2,	P0	COMP	0.500

Notes: Results sorted by: 1) parameter; 2) highest to lowest detected concentration; VQ - ABBL validation flag; LQ - lab qualifier; "J" - the result is an estimated quantity; "D" - analysis required dilution; "B" - analyte detected in blank; composite samples are indicated by the abbreviation "COMP". *The 2006 Tetra Tech results were converted from wet weight to dry weight based on depth-discrete average moisture content measured during ABBL's 2007 investigation (see report Section 1.4.3).

Table 3B
Cover Soil Analytical Results
Detected Metal Concentrations

Cover Soil Report
Former CalCompact Landfill
Carson, California

Dry Wt. Conc.*	Reported Conc.*	VQ	LQ	MDL	PQL	Units	Boring ID	Sample ID	Landfill Cell	Primary (P0) or Dup (D)	Com-posite	Depth (ft bgs)
Copper												
55.00000	55.0			0.0553	0.590	mg/kg	SBT12	SBT12-7.0	A5	P0		7.000
54.10000	54.1			0.0544	0.580	mg/kg	SBP13-P2	SBP13-PS2-4.0	A5	P0		4.000
53.70000	53.7	J		0.0591	0.630	mg/kg	SBP10	SBP10-15.0	A4	P0		15.000
53.50000	53.5			0.0544	0.580	mg/kg	SBR05	SBR05-0.5-3.0	A2	P0	COMP	0.000
53.40000	53.4			0.0581	0.620	mg/kg	SBQ03	SBQ103-PS1-3.0	A2	D		3.000
53.00000	53.0			0.0488	0.520	mg/kg	SBK07	SBK07-0.5	A4	P0		0.500
53.00000	53.0			0.0609	0.650	mg/kg	SBS08	SBS08-6.0	A2	P0		6.000
52.80000	52.8			0.0497	0.530	mg/kg	SBKLM	SBKLM-0.5	A3	P0	COMP	0.500
52.70000	52.7			0.0506	0.540	mg/kg	SBRS	SBRS-0.5	A5	P0	COMP	0.500
52.60000	52.6	J		0.0666	0.710	mg/kg	SBF05-P2	SBF105-PS2-15.0	A3	D		15.000
52.60000	52.6			0.0497	0.530	mg/kg	SBQRST	SBQRST-1.0	A5	P0	COMP	1.000
52.00000	52.0			0.0647	0.690	mg/kg	SBT13-P2	SBT113-PS2-15.0	A5	D		15.000
51.70000	51.7			0.0506	0.540	mg/kg	SBNO	SBNO-1.0	A5	P0	COMP	1.000
51.70000	51.7			0.0591	0.630	mg/kg	SBR10	SBR110-9.5	A5	D		9.500
51.70000	51.7			0.0666	0.710	mg/kg	SBT13-P2	SBT13-PS2-15.0	A5	P0		15.000
51.60000	51.6			0.0497	0.530	mg/kg	SBM13-P2	SBM13-P2-1.0	A5	P0		1.000
51.60000	51.6			0.0591	0.630	mg/kg	SBO02-P1	SBO02-PS1-3.5	A2	P0		3.500
51.50000	51.5			0.0553	0.590	mg/kg	SBI03	SBI03-4.0	A4	P0		4.000
51.50000	51.5			0.0525	0.560	mg/kg	SBO09	SBO09-15.0-20.0	A4	P0	COMP	0.000
51.30000	51.3			0.0488	0.520	mg/kg	SBO12	SBO112-0.5	A5	D		0.500
51.10000	51.1			0.0591	0.630	mg/kg	SBR07	SBR07-8.0	A2	P0		8.000
51.00000	51.0			0.0572	0.610	mg/kg	SBS07	SBS07-10.0	A2	P0		10.000
51.00000	51.0			0.0581	0.620	mg/kg	SBU11	SBU11-5.5	A2	P0		5.500
50.90000	50.9			0.0506	0.540	mg/kg	SBNO	SBNO-0.5	A5	P0	COMP	0.500
50.70000	50.7			0.0506	0.540	mg/kg	SBPQ	SBPQ0.5	A5	P0	COMP	0.500
50.70000	50.7			0.0647	0.690	mg/kg	SBV11-P1	SBV11-PS1-15.0	A2	P0		15.000
50.59520	42.5	J		2.5	5.0	mg/kg	SBG03	A3-G3-SB36-3'-D-Dup	A3	D		3.000
50.40000	50.4			0.0647	0.690	mg/kg	SBH10-P1	SBH10-PS1-15.0	A3	P0		15.000
50.40000	50.4			0.0600	0.640	mg/kg	SBS06-P2	SBS06-PS2-3.0	A2	P0		3.000
50.20000	50.2			0.0488	0.520	mg/kg	SBGH	SBGH-0.5	A3	P0	COMP	0.500
50.20000	50.2			0.0497	0.530	mg/kg	SBKLM	SBKLM-1.0	A3	P0	COMP	1.000
50.10000	50.1			0.0591	0.630	mg/kg	SBL04	SBL04-4.0	A4	P0		4.000
50.10000	50.1			0.0497	0.530	mg/kg	SBQ06	SBQ06-0.5	A2	P0		0.500
50.10000	50.1			0.0525	0.560	mg/kg	SBU12	SBU12-0.5-2.0	A2	P0	COMP	0.000
49.80000	49.8			0.0525	0.560	mg/kg	SBPQ	SBPQ-1.0	A5	P0	COMP	1.000
49.40000	49.4			0.0516	0.550	mg/kg	SBV09-T1	SBV09-T1-0.5-5.0	A2	P0	COMP	0.000
49.27880	41.0			2.5	5.0	mg/kg	SBO02	A2-O2-SB15-8'-D	A2	P0		8.000
49.20000	49.2			0.0534	0.570	mg/kg	SBU09-T2	SBU09-T2-0.5-10.0	A2	P0	COMP	0.000
49.00000	49.0			0.0553	0.590	mg/kg	SBR09	SBR09-15.5	A2	P0		15.500
49.00000	49.0			0.0525	0.560	mg/kg	SBS07	SBS07-0.5-5.0	A2	P0	COMP	0.000
48.90000	48.9			0.0572	0.610	mg/kg	SBV10-T1	SBV10-T1-4.5	A2	P0		4.500
48.70000	48.7			0.0591	0.630	mg/kg	SBN01-T2	SBN01-T2-4.5	A2	P0		4.500
48.50000	48.5			0.0497	0.530	mg/kg	SBNOP	SBNOP-1.0	A5	P0	COMP	1.000
48.50000	48.5			0.0544	0.580	mg/kg	SBS06	SBS06-0.5-5.0	A2	P0	COMP	0.000
48.40000	48.4			0.0534	0.570	mg/kg	SBO01-P1	SBO01-PS1-4.5	A2	P0		4.500

Notes: Results sorted by: 1) parameter; 2) highest to lowest detected concentration; VQ - ABBL validation flag; LQ - lab qualifier; "J" - the result is an estimated quantity; "D" - analysis required dilution; "B" - analyte detected in blank; composite samples are indicated by the abbreviation "COMP". *The 2006 Tetra Tech results were converted from wet weight to dry weight based on depth-discrete average moisture content measured during ABBL's 2007 investigation (see report Section 1.4.3).

Table 3B
Cover Soil Analytical Results
Detected Metal Concentrations

Cover Soil Report
Former CalCompact Landfill
Carson, California

Dry Wt. Conc.*	Reported Conc.*	VQ	LQ	MDL	PQL	Units	Boring ID	Sample ID	Landfill Cell	Primary (P0) or Dup (D)	Com-posite	Depth (ft bgs)
Copper												
48.40000	48.4			0.0600	0.640	mg/kg	SBQ04-T2	SBQ04-T2-4.5	A2	P0		4.500
48.40000	48.4			0.0572	0.610	mg/kg	SBR05	SBR05-8.0	A2	P0		8.000
48.30000	48.3			0.0600	0.640	mg/kg	SBK13-P1	SBK13-PS1-9.0	A3	P0		9.000
48.20000	48.2			0.0591	0.630	mg/kg	SBI04	SBI04-8.0	A4	P0		8.000
47.90000	47.9			0.0600	0.640	mg/kg	SBR10	SBR10-9.5	A5	P0		9.500
47.80000	47.8			0.0488	0.520	mg/kg	SBQRST	SBQRST-0.5	A5	P0	COMP	0.500
47.70000	47.7			0.0488	0.520	mg/kg	SBIJ	SBIJ-0.5	A3	P0	COMP	0.500
47.50000	47.5			0.0563	0.600	mg/kg	SBN04	SBN04-25.0	A2	P0		25.000
47.40000	47.4			0.0581	0.620	mg/kg	SBQ04-P1	SBQ04-PS1-3.0	A2	P0		3.000
47.40000	47.4			0.0591	0.630	mg/kg	SBS06	SBS106-10.0	A2	D		10.000
47.18160	45.2			2.5	5.0	mg/kg	SBO02	A2-O2-SB15-CM-0.5'-5'	A2	P0	COMP	0.000
47.10000	47.1			0.0581	0.620	mg/kg	SBIJ	SBIJ-PS-5.0	A3	P0	COMP	5.000
47.10000	47.1			0.0516	0.550	mg/kg	SBRS	SBRS-1.0	A5	P0	COMP	1.000
47.00000	47.0			0.0591	0.630	mg/kg	SBQ03-P1	SBQ03-PS1-3.0	A2	P0		3.000
46.90000	46.9			0.0506	0.540	mg/kg	SBL09	SBL09-0.5	A4	P0		0.500
46.90000	46.9			0.0488	0.520	mg/kg	SBS12	SBS12-0.5	A5	P0		0.500
46.90000	46.9			0.0563	0.600	mg/kg	SBU09	SBU09-13.0	A2	P0		13.000
46.60000	46.6			0.0488	0.520	mg/kg	SBNOP	SBNOP-0.5	A5	P0	COMP	0.500
46.30000	46.3			0.0563	0.600	mg/kg	SBT07-P1	SBT07-PS1-3.0	A2	P0		3.000
46.00000	46.0			0.0581	0.620	mg/kg	SBN01-2T2	SBN101-2T2-8.5	A2	D		8.500
46.00000	46.0			0.0591	0.630	mg/kg	SBR05-T2	SBR105-T2-5.5	A2	D		5.500
46.00000	46.0			0.0506	0.540	mg/kg	SBTU	SBTU-1.0	A2	P0	COMP	1.000
45.90000	45.9			0.0609	0.650	mg/kg	SBP02-P1	SBP02-PS1-4.0	A2	P0		4.000
45.80000	45.8			0.0497	0.530	mg/kg	SBS08	SBS08-0.5	A2	P0		0.500
45.60000	45.6			0.0525	0.560	mg/kg	SBJ03	SBJ03-0.5-3.0	A4	P0	COMP	0.000
45.40000	45.4			0.0572	0.610	mg/kg	SBM13-P1	SBM13-PS1-5.0	A3	P0		5.000
45.40000	45.4			0.0563	0.600	mg/kg	SBU09-P1	SBU109-PS1-4.0	A2	D		4.000
45.10000	45.1			0.0497	0.530	mg/kg	SBIJ	SBIJ-1.0	A3	P0	COMP	1.000
45.10000	45.1			0.0525	0.560	mg/kg	SBT12	SBT12-0.5-5.0	A5	P0	COMP	0.000
45.10000	45.1			0.0600	0.640	mg/kg	SBU09-P2	SBU109-PS2-3.5	A2	D		3.500
44.80000	44.8			0.0534	0.570	mg/kg	SBR07	SBR07-0.5-6.0	A2	P0	COMP	0.000
44.53680	37.5			2.5	5.0	mg/kg	SBL02	A2-L2-SB18-10'-D	A2	P0		10.000
44.50000	44.5			0.0534	0.570	mg/kg	SBS10	SBS10-0.5-8.0	A2	P0	COMP	0.000
44.30000	44.3			0.0525	0.560	mg/kg	SBV09-T2	SBV09-T2-0.5-5.0	A2	P0	COMP	0.000
44.20000	44.2			0.0638	0.680	mg/kg	SBT13-P1	SBT13-PS1-15	A5	P0		15.000
43.90520	38.9			2.5	5.0	mg/kg	SBE03	A3-E3-SB34-7'-D	A3	P0		7.000
43.80000	43.8			0.0563	0.600	mg/kg	SBT07-P1	SBT107-PS1-3.0	A2	D		3.000
43.80000	43.8			0.0563	0.600	mg/kg	SBU12	SBU12-7.0	A2	P0		7.000
43.70000	43.7			0.0591	0.630	mg/kg	SBU09-T1	SBU09-T1-8.5	A2	P0		8.500
43.50000	43.5			0.0581	0.620	mg/kg	SBEF	SBEF-PS-5.0	A3	P0	COMP	5.000
43.50000	43.5			0.0563	0.600	mg/kg	SBN09	SBN09-13.5	A4	P0		13.500
43.40000	43.4			0.0581	0.620	mg/kg	SBS06	SBS06-10.0	A2	P0		10.000
43.20000	43.2			0.0581	0.620	mg/kg	SBL07	SBL07-6.5	A4	P0		6.500
43.20000	43.2			0.0525	0.560	mg/kg	SBT08	SBT08-0.5-5.0	A2	P0	COMP	0.000
43.10000	43.1			0.0619	0.660	mg/kg	SBF06-P1	SBF06-PS1-15.0	A3	P0		15.000

Notes: Results sorted by: 1) parameter; 2) highest to lowest detected concentration; VQ - ABBL validation flag; LQ - lab qualifier; "J" - the result is an estimated quantity; "D" - analysis required dilution; "B" - analyte detected in blank; composite samples are indicated by the abbreviation "COMP". *The 2006 Tetra Tech results were converted from wet weight to dry weight based on depth-discrete average moisture content measured during ABBL's 2007 investigation (see report Section 1.4.3).

Table 3B
Cover Soil Analytical Results
Detected Metal Concentrations

Cover Soil Report
Former CalCompact Landfill
Carson, California

Dry Wt. Conc.*	Reported Conc.*	VQ	LQ	MDL	PQL	Units	Boring ID	Sample ID	Landfill Cell	Primary (P0) or Dup (D)	Com-posite	Depth (ft bgs)
Copper												
43.00000	43.0			0.0488	0.520	mg/kg	SBI07	SBI07-0.5	A3	P0		0.500
42.80000	42.8			0.0525	0.560	mg/kg	SBU09-T1	SBU09-T1-0.5-3.0	A2	P0	COMP	0.000
42.60000	42.6			0.0525	0.560	mg/kg	SBR12	SBR12-0.5-15.0	A5	P0	COMP	0.000
42.60000	42.6			0.0525	0.560	mg/kg	SBT10	SBT10-0.5-3.0	A2	P0	COMP	0.000
42.60000	42.6			0.0534	0.570	mg/kg	SBU09	SBU09-0.5-10.0	A2	P0	COMP	0.000
42.50000	42.5			0.0488	0.520	mg/kg	SBJ05	SBJ05-0.5	A4	P0		0.500
42.20000	42.2			0.0488	0.520	mg/kg	SBGH	SBGH-1.0	A3	P0	COMP	1.000
41.80000	41.8			0.0553	0.590	mg/kg	SBN04	SBN04-15.0-20.0	A2	P0	COMP	0.000
41.80000	41.8			0.0488	0.520	mg/kg	SBU11	SBU11-0.5	A2	P0		0.500
41.60000	41.6			0.0506	0.540	mg/kg	SBV12	SBV12-0.5-1.5	A2	P0	COMP	0.000
41.30000	41.3			0.0506	0.540	mg/kg	SBV11	SBV11-0.5-1.5	A2	P0	COMP	0.000
41.10000	41.1			0.0497	0.530	mg/kg	SBTU	SBTU-0.5	A2	P0	COMP	0.500
41.00000	41.0			0.0525	0.560	mg/kg	SBR09	SBR09-0.5-10.0	A2	P0	COMP	0.000
40.80000	40.8			0.0488	0.520	mg/kg	SBI10	SBI10-0.5	A3	P0		0.500
40.80000	40.8			0.0534	0.570	mg/kg	SBJ11	SBJ11-0.5-5.0	A3	P0	COMP	0.000
40.30000	40.3			0.0488	0.520	mg/kg	SBT09	SBT09-0.5	A2	P0		0.500
40.10000	40.1			0.0534	0.570	mg/kg	SBO06	SBO06-0.5-15.0	A2	P0	COMP	0.000
40.10000	40.1			0.0553	0.590	mg/kg	SBO10	SBO10-0.5-10.0	A4	P0	COMP	0.000
40.00000	40.0			0.0563	0.600	mg/kg	SBH10	SBH10-18.5	A3	P0		18.500
40.00000	40.0			0.0488	0.520	mg/kg	SBN11	SBN11-0.5	A5	P0		0.500
40.00000	40.0			0.0600	0.640	mg/kg	SBU09-T3	SBU09-T3-8.5	A2	P0		8.500
39.90000	39.9			0.0534	0.570	mg/kg	SBN09	SBN09-0.5-10.0	A4	P0	COMP	0.000
39.90000	39.9			0.0572	0.610	mg/kg	SBT11	SBT11-9.0	A2	P0		9.000
39.80000	39.8			0.0628	0.670	mg/kg	SBF07-P1	SBF07-PS1-15.0	A3	P0		15.000
39.70000	39.7			0.0478	0.510	mg/kg	SBJ09	SBJ09-0.5	A3	P0		0.500
39.60000	39.6	J		0.0609	0.650	mg/kg	SBJ12	SBJ12-10.0	A3	P0		10.000
39.60000	39.6			0.0488	0.520	mg/kg	SBP11	SBP11-0.5	A5	P0		0.500
39.60000	39.6			0.0506	0.540	mg/kg	SBP12	SBP12-0.5-5.0	A5	P0	COMP	0.000
39.60000	39.6			0.0553	0.590	mg/kg	SBQ10	SBQ10-0.5-10.0	A4	P0	COMP	0.000
39.30000	39.3			0.0600	0.640	mg/kg	SBH11-P1	SBH11-PS1-5.0	A3	P0		5.000
39.30000	39.3			0.0506	0.540	mg/kg	SBP12	SBP12-0.5-5.0D	A5	D	COMP	0.000
39.30000	39.3			0.0591	0.630	mg/kg	SBS06-T2	SBS06-T2-7.5	A2	P0		7.500
39.20000	39.2			0.0488	0.520	mg/kg	SBS09	SBS09-0.5	A2	P0		0.500
39.13550	33.5			2.5	5.0	mg/kg	SBL02	A2-L2-SB18-5'-D-Dup	A2	D		5.000
39.00000	39.0			0.0525	0.560	mg/kg	SBM04	SBM04-0.5-10.0	A2	P0	COMP	0.000
38.90000	38.9			0.0534	0.570	mg/kg	SBP07	SBP07-15.0-20.0	A2	P0	COMP	0.000
38.90000	38.9			0.0534	0.570	mg/kg	SBP07	SBP07-15.0-20.0D	A2	D	COMP	0.000
38.83090	37.2	J		2.5	5.0	mg/kg	SBL02	A2-L2-SB18-CM-0.5'-5'	A2	P0	COMP	0.000
38.70000	38.7			0.0619	0.660	mg/kg	SBFG	SBFG-PS-5.0	A3	P0	COMP	5.000
38.60000	38.6			0.0497	0.530	mg/kg	SBG07	SBG07-0.5	A3	P0		0.500
38.50000	38.5			0.0563	0.600	mg/kg	SBN08	SBN08-18.5	A4	P0		18.500
38.30000	38.3			0.0488	0.520	mg/kg	SBK05	SBK05-0.5	A4	P0		0.500
38.30000	38.3			0.0544	0.580	mg/kg	SBN05	SBN05-15.0-20.0	A2	P0	COMP	0.000
38.20000	38.2			0.0534	0.570	mg/kg	SBJ03	SBJ03-6.5	A4	P0		6.500
38.00000	38.0			0.0478	0.510	mg/kg	SBM13-P2	SBM13-P2-0.5	A5	P0		0.500

Notes: Results sorted by: 1) parameter; 2) highest to lowest detected concentration; VQ - ABBL validation flag; LQ - lab qualifier; "J" - the result is an estimated quantity; "D" - analysis required dilution; "B" - analyte detected in blank; composite samples are indicated by the abbreviation "COMP". *The 2006 Tetra Tech results were converted from wet weight to dry weight based on depth-discrete average moisture content measured during ABBL's 2007 investigation (see report Section 1.4.3).

Table 3B
Cover Soil Analytical Results
Detected Metal Concentrations

Cover Soil Report
Former CalCompact Landfill
Carson, California

Dry Wt. Conc.*	Reported Conc.*	VQ	LQ	MDL	PQL	Units	Boring ID	Sample ID	Landfill Cell	Primary (P0) or Dup (D)	Com-posite	Depth (ft bgs)
Copper												
38.00000	38.0	J		0.0563	0.600	mg/kg	SBQ07	SBQ107-8.0	A2	D		8.000
37.90000	37.9			0.0488	0.520	mg/kg	SBM11	SBM11-0.5	A3	P0		0.500
37.90000	37.9			0.0581	0.620	mg/kg	SBS10	SBS10-13.0	A2	P0		13.000
37.76720	31.8			2.5	5.0	mg/kg	SBL02	A2-L2-SB18-10'-D-Dup	A2	D		10.000
37.70000	37.7			0.0525	0.560	mg/kg	SBN13-P1	SBN13-PS1-4.5	A5	P0		4.500
37.70000	37.7	J		0.0544	0.580	mg/kg	SBV09-T1	SBV09-T1-9.0	A2	P0		9.000
37.60000	37.6			0.0516	0.550	mg/kg	SBN06	SBN06-0.5-5.0	A4	P0	COMP	0.000
37.50000	37.5			0.0563	0.600	mg/kg	SBO10	SBO10-13.0	A4	P0		13.000
37.40000	37.4			0.0534	0.570	mg/kg	SBO06	SBO06-20.0	A2	P0		20.000
37.40000	37.4			0.0516	0.550	mg/kg	SBQ11	SBQ11-0.5-10.0	A5	P0	COMP	0.000
37.36950	35.8			2.5	5.0	mg/kg	SBF02	A1-F2-SB24-0.5'-D	A1	P0		0.500
37.30000	37.3			0.0506	0.540	mg/kg	SBQ12	SBQ12-0.5-10	A5	P0	COMP	0.000
37.30000	37.3			0.0572	0.610	mg/kg	SBV10-P1	SBV10-PS1-5.0	A2	P0		5.000
37.20000	37.2			0.0488	0.520	mg/kg	SBF	SBF-1.0	A3	P0	COMP	1.000
37.20000	37.2	J		0.0516	0.550	mg/kg	SBP03-T2	SBP103-T2-4.0	A2	D		4.000
37.10000	37.1			0.0534	0.570	mg/kg	SBQ09	SBQ09-15.0	A4	P0		15.000
37.10000	37.1			0.0563	0.600	mg/kg	SBV09-T2	SBV09-T2-9.0	A2	P0		9.000
37.00000	37.0			0.0544	0.580	mg/kg	SBU08-T2	SBU08-T2-7.5	A2	P0		7.500
36.84760	35.3	J		2.5	5.0	mg/kg	SBG02	A1-G2-SB23A-0.5'-D	A1	P0		0.500
36.80000	36.8			0.0488	0.520	mg/kg	SBF	SBF-0.5	A3	P0	COMP	0.500
36.80000	36.8			0.0525	0.560	mg/kg	SBI12	SBI112-5.0	A3	D		5.000
36.80000	36.8			0.0506	0.540	mg/kg	SBL06	SBL06-0.5-2.0	A4	P0	COMP	0.000
36.80000	36.8			0.0563	0.600	mg/kg	SBN09	SBN09-10.0	A4	P0		10.000
36.80000	36.8			0.0563	0.600	mg/kg	SBQRST	SBQRST-PS-5.0	A5	P0	COMP	5.000
36.80000	36.8			0.0591	0.630	mg/kg	SBR05-P1	SBR05-PS1-3.5	A2	P0		3.500
36.70000	36.7			0.0534	0.570	mg/kg	SBM08	SBM08-0.5-10.0	A4	P0	COMP	0.000
36.61460	30.5			2.5	5.0	mg/kg	SBJ02	A2-J2-SB20-9'-D	A2	P0		9.000
36.60000	36.6			0.0525	0.560	mg/kg	SBP07	SBP07-0.5-10.0	A2	P0	COMP	0.000
36.50000	36.5			0.0563	0.600	mg/kg	SBV12	SBV12-6.0	A2	P0		6.000
36.40000	36.4			0.0563	0.600	mg/kg	SBQ05	SBQ05-21.5	A2	P0		21.500
36.30000	36.3			0.0516	0.550	mg/kg	SBR08	SBR08-0.5-5.0	A2	P0	COMP	0.000
36.22130	34.7			2.5	5.0	mg/kg	SBA02	A1-A2-SB29-CM-0.5'-5'	A1	P0	COMP	0.000
36.20000	36.2			0.0488	0.520	mg/kg	SBM06	SBM06-0.5	A4	P0		0.500
36.20000	36.2			0.0488	0.520	mg/kg	SBM07	SBM07-0.5	A4	P0		0.500
36.10000	36.1			0.0553	0.590	mg/kg	SBKLM2	SBKLM-PS-5.0	A3,	P0	COMP	5.000
36.00000	36.0			0.0488	0.520	mg/kg	SBL05	SBL05-0.5	A4	P0		0.500
36.00000	36.0			0.0525	0.560	mg/kg	SBN04	SBN04-0.5-10.0	A2	P0	COMP	0.000
36.00000	36.0			0.0591	0.630	mg/kg	SBP04	SBP04-14.0	A2	P0		14.000
36.00000	36.0			0.0563	0.600	mg/kg	SBP09	SBP09-20.0	A4	P0		20.000
36.00000	36.0			0.0516	0.550	mg/kg	SBS13-P1	SBS13-PS1-4.0	A5	P0		4.000
36.00000	36.0			0.0591	0.630	mg/kg	SBV09-T3	SBV09-T3-8.0	A2	P0		8.000
35.90000	35.9			0.0544	0.580	mg/kg	SBN01	SBN01-2T1-2T2	A2	P0	COMP	0.000
35.83330	30.1	J		2.5	5.0	mg/kg	SBI02	A2-I2-SB21-3'-D-Dup	A2	D		3.000
35.80000	35.8			0.0553	0.590	mg/kg	SBN05	SBN05-25.0	A2	P0		25.000
35.80000	35.8			0.0591	0.630	mg/kg	SBT07-T2	SBT07-T2-8.0	A2	P0		8.000

Notes: Results sorted by: 1) parameter; 2) highest to lowest detected concentration; VQ - ABBL validation flag; LQ - lab qualifier; "J" - the result is an estimated quantity; "D" - analysis required dilution; "B" - analyte detected in blank; composite samples are indicated by the abbreviation "COMP". *The 2006 Tetra Tech results were converted from wet weight to dry weight based on depth-discrete average moisture content measured during ABBL's 2007 investigation (see report Section 1.4.3).

Table 3B
Cover Soil Analytical Results
Detected Metal Concentrations

Cover Soil Report
Former CalCompact Landfill
Carson, California

Dry Wt. Conc.*	Reported Conc.*	VQ	LQ	MDL	PQL	Units	Boring ID	Sample ID	Landfill Cell	Primary (P0) or Dup (D)	Com-posite	Depth (ft bgs)
Copper												
35.70000	35.7			0.0497	0.530	mg/kg	SBJ06	SBJ06-0.5	A4	P0		0.500
35.70000	35.7			0.0478	0.510	mg/kg	SBL04	SBL04-0.5	A4	P0		0.500
35.70000	35.7			0.0544	0.580	mg/kg	SBQ13-P1	SBQ13-PS1-7.5	A5	P0		7.500
35.40000	35.4			0.0544	0.580	mg/kg	SBK04	SBK04-4.0	A4	P0		4.000
35.40000	35.4			0.0534	0.570	mg/kg	SBQ12	SBQ112-15.0	A5	D		15.000
35.35710	29.7			2.5	5.0	mg/kg	SBG02	A1-G2-SB23A-3'-D-Dup	A1	D		3.000
35.20000	35.2			0.0563	0.600	mg/kg	SBM08	SBM08-10.0	A4	P0		10.000
35.20000	35.2			0.0563	0.600	mg/kg	SBS12	SBS12-5.0	A5	P0		5.000
35.20000	35.2			0.0544	0.580	mg/kg	SBT09	SBT09-4.0	A2	P0		4.000
35.00000	35.0			0.0497	0.530	mg/kg	SBO12	SBO12-0.5	A5	P0		0.500
35.00000	35.0			0.0534	0.570	mg/kg	SBP07	SBP07-25.0	A2	P0		25.000
35.00000	35.0			0.0544	0.580	mg/kg	SBQ08	SBQ08-9.0	A2	P0		9.000
34.90000	34.9			0.0488	0.520	mg/kg	SBJ09	SBJ109-0.5	A3	D		0.500
34.70000	34.7			0.0563	0.600	mg/kg	SBN01	SBN01-2T2-8.5	A2	P0		8.500
34.70000	34.7			0.0591	0.630	mg/kg	SBN07	SBN07-14.5	A4	P0		14.500
34.70000	34.7			0.0525	0.560	mg/kg	SBP10	SBP10-0.5-10.0	A4	P0	COMP	0.000
34.50000	34.5			0.0553	0.590	mg/kg	SBR08	SBR08-9.0	A2	P0		9.000
34.40370	30.0			2.5	5.0	mg/kg	SBP03	A2-P3-SB45-12'-D	A2	P0		12.000
34.40000	34.4			0.0591	0.630	mg/kg	SBP06	SBP06-24.0	A2	P0		24.000
34.34240	32.9			2.5	5.0	mg/kg	SBP03	A2-P3-SB45-CM-0.5'-10'	A2	P0	COMP	0.000
34.30000	34.3	J		0.0478	0.510	mg/kg	SBI08	SBI08-0.5	A3	P0		0.500
34.30000	34.3			0.0534	0.570	mg/kg	SBQ10	SBQ10-12.5	A4	P0		12.500
34.23800	32.8			2.5	5.0	mg/kg	SBJ02	A2-J2-SB20-CM-0.5'-5'	A2	P0	COMP	0.000
34.20000	34.2			0.0544	0.580	mg/kg	SBP09	SBP09-15.0-20.0	A4	P0	COMP	0.000
34.00000	34.0			0.0488	0.520	mg/kg	SBK10	SBK10-0.5	A3	P0		0.500
34.00000	34.0			0.0506	0.540	mg/kg	SBO08	SBO08-0.5-5.0	A4	P0	COMP	0.000
34.00000	34.0			0.0506	0.540	mg/kg	SBT11	SBT11-0.5-5.0	A2	P0	COMP	0.000
33.80000	33.8			0.0544	0.580	mg/kg	SBN08	SBN08-14.0	A4	P0		14.000
33.70000	33.7			0.0591	0.630	mg/kg	SBT08-P1	SBT08-PS1-3.0	A2	P0		3.000
33.61450	27.9			2.5	5.0	mg/kg	SBH01	A1-H1-SB8-4'-D	A1	P0		4.000
33.60000	33.6			0.0544	0.580	mg/kg	SBH10	SBH10-5.0	A3	P0		5.000
33.60000	33.6			0.0534	0.570	mg/kg	SBJ12	SBJ12-0.5-5.0	A3	P0	COMP	0.000
33.60000	33.6			0.0534	0.570	mg/kg	SBK03	SBK03-4.0	A4	P0		4.000
33.50730	32.1			2.5	5.0	mg/kg	SBD03	A3-D3-SB33-CM-0.5'-5'	A3	P0	COMP	0.000
33.50000	33.5			0.0488	0.520	mg/kg	SBEF	SBEF-0.5	A3	P0	COMP	0.500
33.40000	33.4			0.0488	0.520	mg/kg	SBK03	SBK03-0.5	A4	P0		0.500
33.40000	33.4			0.0534	0.570	mg/kg	SBL06	SBL06-4.5	A4	P0		4.500
33.40000	33.4			0.0534	0.570	mg/kg	SBP08	SBP08-24.5	A4	P0		24.500
33.30000	33.3			0.0534	0.570	mg/kg	SBO05	SBO05-0.5-15.0	A2	P0	COMP	0.000
33.30000	33.3			0.0563	0.600	mg/kg	SBR05-T2	SBR05-T2-5.5	A2	P0		5.500
33.20000	33.2			0.0488	0.520	mg/kg	SBJ08	SBJ08-0.5	A3	P0		0.500
33.10000	33.1			0.0497	0.530	mg/kg	SBL07	SBL07-0.5-2.5	A4	P0	COMP	0.000
33.10000	33.1			0.0516	0.550	mg/kg	SBM04	SBM04-15.0	A2	P0		15.000
33.10000	33.1			0.0506	0.540	mg/kg	SBR10	SBR10-0.5-5.0	A5	P0	COMP	0.000
33.10000	33.1			0.0591	0.630	mg/kg	SBS09	SBS09-3.5	A2	P0		3.500

Notes: Results sorted by: 1) parameter; 2) highest to lowest detected concentration; VQ - ABBL validation flag; LQ - lab qualifier; "J" - the result is an estimated quantity; "D" - analysis required dilution; "B" - analyte detected in blank; composite samples are indicated by the abbreviation "COMP". *The 2006 Tetra Tech results were converted from wet weight to dry weight based on depth-discrete average moisture content measured during ABBL's 2007 investigation (see report Section 1.4.3).

Table 3B
Cover Soil Analytical Results
Detected Metal Concentrations

Cover Soil Report
Former CalCompact Landfill
Carson, California

Dry Wt. Conc.*	Reported Conc.*	VQ	LQ	MDL	PQL	Units	Boring ID	Sample ID	Landfill Cell	Primary (P0) or Dup (D)	Com-posite	Depth (ft bgs)
Copper												
33.00000	33.0			0.0488	0.520	mg/kg	SBEF	SBEF-1.0	A3	P0	COMP	1.000
33.00000	33.0			0.0534	0.570	mg/kg	SBN07	SBN07-0.5-10.0	A4	P0	COMP	0.000
33.00000	33.0			0.0544	0.580	mg/kg	SBO07	SBO07-0.5-15.0	A4	P0	COMP	0.000
32.90000	32.9			0.0488	0.520	mg/kg	SBM09	SBM09-0.5	A4	P0		0.500
32.90000	32.9			0.0516	0.550	mg/kg	SBN05	SBN05-0.5-10.0	A2	P0	COMP	0.000
32.90000	32.9			0.0534	0.570	mg/kg	SBQ09	SBQ09-0.5-10.0	A4	P0	COMP	0.000
32.88100	31.5		J	2.5	5.0	mg/kg	SBB03	A3-B3-SB31-CM-0.5'-8'	A3	P0	COMP	0.000
32.80000	32.8		J	0.0497	0.530	mg/kg	SBI03	SBI03-0.5	A4	P0		0.500
32.80000	32.8			0.0572	0.610	mg/kg	SBO08	SBO08-10.0	A4	P0		10.000
32.80000	32.8			0.0544	0.580	mg/kg	SBS11	SBS11-5.0	A5	P0		5.000
32.77110	27.2			2.5	5.0	mg/kg	SBA01	A1-A1-SB1-4'-D	A1	P0		4.000
32.70000	32.7		J	0.0591	0.630	mg/kg	SBF05-P2	SBF05-PS2-15.0	A3	P0		15.000
32.70000	32.7			0.0488	0.520	mg/kg	SBR11	SBR11-0.5	A5	P0		0.500
32.60000	32.6			0.0516	0.550	mg/kg	SBFG	SBFG-1.0	A3	P0	COMP	1.000
32.50000	32.5			0.0488	0.520	mg/kg	SBK04	SBK04-0.5	A4	P0		0.500
32.50000	32.5			0.0572	0.610	mg/kg	SBO07	SBO07-19.5	A4	P0		19.500
32.50000	32.5			0.0516	0.550	mg/kg	SBQ07	SBQ07-0.5-5.0	A2	P0	COMP	0.000
32.50000	32.5			0.0516	0.550	mg/kg	SBR09	SBR09-0.5-10.0D	A2	D	COMP	0.000
32.40000	32.4			0.0488	0.520	mg/kg	SBL10	SBL10-0.5	A4	P0		0.500
32.38100	27.2			2.5	5.0	mg/kg	SBI01	A2-I1-SB9-3'-D	A2	P0		3.000
32.33170	26.9			2.5	5.0	mg/kg	SBN02	A2-N2-SB16-8'-D	A2	P0		8.000
32.30000	32.3			0.0488	0.520	mg/kg	SBH06	SBH06-0.5	A3	P0		0.500
32.25470	30.9			2.5	5.0	mg/kg	SBB02	A1-B2-SB28-CM-0.5'-5'	A1	P0	COMP	0.000
32.20000	32.2			0.0488	0.520	mg/kg	SBM05	SBM05-0.5	A4	P0		0.500
32.16700	28.5			2.5	5.0	mg/kg	SBM01	A2-M1-SB13-7'-D	A2	P0		7.000
31.90000	31.9			0.0488	0.520	mg/kg	SBJ10	SBJ110-0.5	A3	D		0.500
31.90000	31.9			0.0534	0.570	mg/kg	SBL12	SBL12-5.0	A3	P0		5.000
31.90000	31.9			0.0534	0.570	mg/kg	SBP04	SBP04-0.5-10.0	A2	P0	COMP	0.000
31.90000	31.9			0.0506	0.540	mg/kg	SBR13-P1	SBR13-PS1-11.5	A5	P0		11.500
31.70000	31.7			0.0488	0.520	mg/kg	SBFG	SBFG-0.5	A3	P0	COMP	0.500
31.70000	31.7			0.0488	0.520	mg/kg	SBH06	SBH106-0.5	A3	D		0.500
31.70000	31.7			0.0488	0.520	mg/kg	SBL11	SBL11-0.5	A3	P0		0.500
31.70000	31.7			0.0534	0.570	mg/kg	SBM08	SBM08-14.5	A4	P0		14.500
31.70000	31.7			0.0534	0.570	mg/kg	SBR12	SBR12-17.0	A5	P0		17.000
31.60000	31.6			0.0506	0.540	mg/kg	SBQ08	SBQ08-0.5-5.0	A2	P0	COMP	0.000
31.50000	31.5			0.0544	0.580	mg/kg	SBP08	SBP08-15.0-20.0	A4	P0	COMP	0.000
31.40000	31.4			0.0525	0.560	mg/kg	SBP08	SBP08-0.5-10.0	A4	P0	COMP	0.000
31.30000	31.3			0.0534	0.570	mg/kg	SBG09	SBG09-5.0	A3	P0		5.000
31.30000	31.3			0.0516	0.550	mg/kg	SBN10	SBN10-0.5-5.0	A4	P0	COMP	0.000
31.20000	31.2			0.0563	0.600	mg/kg	SBG09	SBG09-18.0	A3	P0		18.000
31.10650	29.8			2.5	5.0	mg/kg	SBD02	A1-D2-SB26-CM-0.5'-5'	A1	P0	COMP	0.000
31.00000	31.0			0.0563	0.600	mg/kg	SBF05	SBF05-6.5	A3	P0		6.500
31.00000	31.0			0.0525	0.560	mg/kg	SBG10-P1	SBG110-PS1-4.5	A3	D		4.500
30.99760	26.1			2.5	5.0	mg/kg	SBN03	A2-N3-SB43-10'-D	A2	P0		10.000
30.90000	30.9			0.0506	0.540	mg/kg	SBJ04	SBJ04-0.5-2.0	A4	P0	COMP	0.000

Notes: Results sorted by: 1) parameter; 2) highest to lowest detected concentration; VQ - ABBL validation flag; LQ - lab qualifier; "J" - the result is an estimated quantity; "D" - analysis required dilution; "B" - analyte detected in blank; composite samples are indicated by the abbreviation "COMP". *The 2006 Tetra Tech results were converted from wet weight to dry weight based on depth-discrete average moisture content measured during ABBL's 2007 investigation (see report Section 1.4.3).

Table 3B
Cover Soil Analytical Results
Detected Metal Concentrations

Cover Soil Report
Former CalCompact Landfill
Carson, California

Dry Wt. Conc.*	Reported Conc.*	VQ	LQ	MDL	PQL	Units	Boring ID	Sample ID	Landfill Cell	Primary (P0) or Dup (D)	Com-posite	Depth (ft bgs)
Copper												
30.80000	30.8			0.0534	0.570	mg/kg	SBM13-P2	SBM13-PS2-7.5	A5	P0		7.500
30.76010	25.9			2.5	5.0	mg/kg	SBM03	A2-M3-SB42-10'-D-Dup	A2	D		10.000
30.70000	30.7			0.0478	0.510	mg/kg	SBL12	SBL12-0.5	A3	P0		0.500
30.60000	30.6			0.0488	0.520	mg/kg	SBK11	SBK11-0.5	A3	P0		0.500
30.30000	30.3			0.0488	0.520	mg/kg	SBJ10	SBJ10-0.5	A3	P0		0.500
30.20000	30.2			0.0581	0.620	mg/kg	SBG10-P1	SBG10-PS1-4.5	A3	P0		4.500
30.20000	30.2			0.0534	0.570	mg/kg	SBH10	SBH10-0.5-15.0	A3	P0	COMP	0.000
30.20000	30.2			0.0488	0.520	mg/kg	SBI09	SBI09-0.5	A3	P0		0.500
30.20000	30.2			0.0553	0.590	mg/kg	SBI10	SBI10-5.0	A3	P0		5.000
30.20000	30.2	J		0.0544	0.580	mg/kg	SBP10	SBP110-15.0	A4	D		15.000
30.13540	26.7			2.5	5.0	mg/kg	SBK01	A2-K1-SB11-7'-D	A2	P0		7.000
30.11900	25.3			2.5	5.0	mg/kg	SBG02	A1-G2-SB23A-3'-D	A1	P0		3.000
30.10000	30.1			0.0488	0.520	mg/kg	SBK06	SBK06-0.5	A4	P0		0.500
30.10000	30.1			0.0553	0.590	mg/kg	SBM05	SBM05-5.0	A4	P0		5.000
30.10000	30.1			0.0488	0.520	mg/kg	SBV10-T1	SBV10-T1-0.5	A2	P0		0.500
30.00000	30.0			0.0488	0.520	mg/kg	SBM12	SBM12-0.5	A3	P0		0.500
30.00000	30.0			0.0534	0.570	mg/kg	SBO05	SBO05-20.0	A2	P0		20.000
29.90000	29.9			0.0488	0.520	mg/kg	SBH05	SBH105-0.5	A3	D		0.500
29.80000	29.8			0.0534	0.570	mg/kg	SBE04-P1	SBE04-PS1-3.0	A3	P0		3.000
29.80000	29.8			0.0488	0.520	mg/kg	SBH07	SBH07-0.5	A3	P0		0.500
29.76190	25.0			2.5	5.0	mg/kg	SBF03	A3-F3-SB35-3'-D-Dup	A3	D		3.000
29.74950	28.5			2.5	5.0	mg/kg	SBC03	A3-C3-SB32-CM-0.5'-5'	A3	P0	COMP	0.000
29.70000	29.7			0.0563	0.600	mg/kg	SBU09-T2	SBU09-T2-15.0	A2	P0		15.000
29.54070	28.3			2.5	5.0	mg/kg	SBI02	A2-I2-SB21-0.5'-D	A2	P0		0.500
29.50000	29.5			0.0488	0.520	mg/kg	SBI05	SBI05-0.5	A4	P0		0.500
29.39230	26.6			2.5	5.0	mg/kg	SBA03	A3-A3-SB30-2'-D	A3	P0		2.000
29.30000	29.3			0.0563	0.600	mg/kg	SBJ13-P2	SBJ13-PS2-8.5	A3	P0		8.500
29.20000	29.2			0.0488	0.520	mg/kg	SBK09	SBK09-0.5	A4	P0		0.500
29.12320	27.9			2.5	5.0	mg/kg	SBN01	A2-N1-SB14-CM-0.5'-5'	A2	P0	COMP	0.000
29.00000	29.0			0.0572	0.610	mg/kg	SBI11	SBI11-10.0	A3	P0		10.000
29.00000	29.0			0.0525	0.560	mg/kg	SBJ13-P1	SBJ13-PS1-2.5	A3	P0		2.500
29.00000	29.0			0.0525	0.560	mg/kg	SBL05	SBL05-4.0	A4	P0		4.000
28.90000	28.9			0.0534	0.570	mg/kg	SBN06	SBN06-8.0	A4	P0		8.000
28.70000	28.7			0.0488	0.520	mg/kg	SBH05	SBH05-0.5	A3	P0		0.500
28.70000	28.7			0.0488	0.520	mg/kg	SBK12	SBK12-7.0	A3	P0		7.000
28.60000	28.6			0.0525	0.560	mg/kg	SBJ04	SBJ04-7.0	A4	P0		7.000
28.60000	28.6			0.0488	0.520	mg/kg	SBK08	SBK08-0.5	A4	P0		0.500
28.45240	23.9			2.5	5.0	mg/kg	SBF04	A3-F4-SB55-3'-D	A3	P0		3.000
28.39250	27.2			2.5	5.0	mg/kg	SBD01	A1-D1-SB4-0.5'-D	A1	P0		0.500
28.36540	23.6			2.5	5.0	mg/kg	SBG04	A3-G4-SB56-8'-D	A3	P0		8.000
28.30000	28.3			0.0478	0.510	mg/kg	SBO11	SBO11-0.5	A5	P0		0.500
28.20000	28.2			0.0581	0.620	mg/kg	SBM07	SBM07-5.0	A4	P0		5.000
28.20000	28.2			0.0525	0.560	mg/kg	SBQ12	SBQ12-15.0	A5	P0		15.000
28.18370	27.0			2.5	5.0	mg/kg	SBK02	A2-K2-SB19-CM-0.5'-5'	A2	P0	COMP	0.000
28.10000	28.1			0.0516	0.550	mg/kg	SBO04	SBO04-0.5-5.0	A2	P0	COMP	0.000

Notes: Results sorted by: 1) parameter; 2) highest to lowest detected concentration; VQ - ABBL validation flag; LQ - lab qualifier; "J" - the result is an estimated quantity; "D" - analysis required dilution; "B" - analyte detected in blank; composite samples are indicated by the abbreviation "COMP". *The 2006 Tetra Tech results were converted from wet weight to dry weight based on depth-discrete average moisture content measured during ABBL's 2007 investigation (see report Section 1.4.3).

Table 3B
Cover Soil Analytical Results
Detected Metal Concentrations

Cover Soil Report
Former CalCompact Landfill
Carson, California

Dry Wt. Conc.*	Reported Conc.*	VQ	LQ	MDL	PQL	Units	Boring ID	Sample ID	Landfill Cell	Primary (P0) or Dup (D)	Com-posite	Depth (ft bgs)
Copper												
27.90000	27.9			0.0516	0.550	mg/kg	SBI11	SBI11-0.5-5.0	A3	P0	COMP	0.000
27.80000	27.8			0.0525	0.560	mg/kg	SBN08	SBN08-0.5-14.0	A4	P0	COMP	0.000
27.76440	23.1			2.5	5.0	mg/kg	SBL03	A2-L3-SB41-8'-D	A2	P0		8.000
27.66180	26.5			2.5	5.0	mg/kg	SBA03	A3-A3-SB30-0.5'-D	A3	P0		0.500
27.60000	27.6			0.0506	0.540	mg/kg	SBK12	SBK12-0.5-2.0	A3	P0	COMP	0.000
27.50000	27.5			0.0544	0.580	mg/kg	SBN01-T1	SBN01-T1-T2D	A2	D	COMP	0.000
27.34860	26.2			2.5	5.0	mg/kg	SBN02	A2-N2-SB16-CM-0.5'-5'	A2	P0	COMP	0.000
27.10000	27.1			0.0534	0.570	mg/kg	SBG09	SBG09-0.5-15.0	A3	P0	COMP	0.000
27.10000	27.1			0.0563	0.600	mg/kg	SBO04	SBO04-9.5	A2	P0		9.500
27.10000	27.1			0.0553	0.590	mg/kg	SBP06	SBP06-15.0-20.0	A2	P0	COMP	0.000
27.10000	27.1			0.0525	0.560	mg/kg	SBP13-P1	SBP13-PS1-3.0	A5	P0		3.000
27.07180	24.5			2.5	5.0	mg/kg	SBD01	A1-D1-SB4-2'-D	A1	P0		2.000
26.60000	26.6			0.0534	0.570	mg/kg	SBI12	SBI12-5.0	A3	P0		5.000
26.52370	23.5			2.5	5.0	mg/kg	SBK02	A2-K2-SB19-7'-D-Dup	A2	D		7.000
26.44230	22.0			2.5	5.0	mg/kg	SBB02	A1-B2-SB28-8'-D	A1	P0		8.000
26.30000	26.3			0.0534	0.570	mg/kg	SBP09	SBP09-0.5-10.0	A4	P0	COMP	0.000
26.20040	25.1			2.5	5.0	mg/kg	SBK01	A2-K1-SB11-CM-0.5'-5'	A2	P0	COMP	0.000
26.20000	26.2			0.0563	0.600	mg/kg	SBU10	SBU10-8.0	A2	P0		8.000
26.14680	22.8			2.5	5.0	mg/kg	SBC03	A3-C3-SB32-12'-D	A3	P0		12.000
26.10000	26.1	J		0.0488	0.520	mg/kg	SBM10	SBM10-0.5	A4	P0		0.500
26.10000	26.1			0.0516	0.550	mg/kg	SBP05	SBP05-0.5-10.0	A2	P0	COMP	0.000
26.00000	26.0			0.0534	0.570	mg/kg	SBH09	SBH09-0.5-10.0	A3	P0	COMP	0.000
26.00000	26.0			0.0497	0.530	mg/kg	SBI06	SBI06-0.5	A4	P0		0.500
25.90000	25.9			0.0497	0.530	mg/kg	SBS11	SBS11-0.5	A5	P0		0.500
25.70000	25.7	J		0.0563	0.600	mg/kg	SBF06	SBF06-8.0	A3	P0		8.000
25.69030	21.4			2.5	5.0	mg/kg	SBO03	A2-O3-SB44-9'-D	A2	P0		9.000
25.60000	25.6			0.0506	0.540	mg/kg	SBF05	SBF05-0.5-2.0	A3	P0	COMP	0.000
25.60000	25.6			0.0488	0.520	mg/kg	SBI09	SBI109-0.5	A3	D		0.500
25.57410	24.5			2.5	5.0	mg/kg	SBF04	A3-F4-SB55-0.5'-D	A3	P0		0.500
25.50000	25.5			0.0525	0.560	mg/kg	SBF06	SBF06-0.5-4.0	A3	P0	COMP	0.000
25.50000	25.5			0.0581	0.620	mg/kg	SBF08-P1	SBF08-PS1-6.5	A3	P0		6.500
25.50000	25.5			0.0497	0.530	mg/kg	SBG05	SBG105-0.5	A3	D		0.500
25.50000	25.5			0.0553	0.590	mg/kg	SBN01-T1	SBN01-T1-T2	A2	P0	COMP	0.000
25.45870	22.2			2.5	5.0	mg/kg	SBH02	A1-H2-SB22-12'-D	A1	P0		12.000
25.41570	21.4			2.5	5.0	mg/kg	SBM03	A2-M3-SB42-10'-D	A2	P0		10.000
25.40000	25.4			0.0497	0.530	mg/kg	SBG08	SBG08-0.5-3.0	A3	P0	COMP	0.000
25.40000	25.4			0.0488	0.520	mg/kg	SBI12	SBI12-0.5	A3	P0		0.500
25.40000	25.4			0.0534	0.570	mg/kg	SBT08	SBT08-9.0	A2	P0		9.000
25.36530	24.3			2.5	5.0	mg/kg	SBC02	A1-C2-SB27-CM-0.5'-5'	A1	P0	COMP	0.000
25.26100	24.2			2.5	5.0	mg/kg	SBF01	A1-F1-SB6-0.5'-D	A1	P0		0.500
25.05640	22.2			2.5	5.0	mg/kg	SBK02	A2-K2-SB19-7'-D	A2	P0		7.000
24.97240	22.6			2.5	5.0	mg/kg	SBH03	A3-H3-SB37-2'-D	A3	P0		2.000
24.94780	23.9			2.5	5.0	mg/kg	SBM01	A2-M1-SB13-CM-0.5'-5'	A2	P0	COMP	0.000
24.76190	20.8			2.5	5.0	mg/kg	SBF03	A3-F3-SB35-3'-D	A3	P0		3.000
24.63470	23.6			2.5	5.0	mg/kg	SBK02	A2-K2-SB19-CM-0.5'-5'-Dup	A2	D	COMP	0.000

Notes: Results sorted by: 1) parameter; 2) highest to lowest detected concentration; VQ - ABBL validation flag; LQ - lab qualifier; "J" - the result is an estimated quantity; "D" - analysis required dilution; "B" - analyte detected in blank; composite samples are indicated by the abbreviation "COMP". *The 2006 Tetra Tech results were converted from wet weight to dry weight based on depth-discrete average moisture content measured during ABBL's 2007 investigation (see report Section 1.4.3).

Table 3B
Cover Soil Analytical Results
Detected Metal Concentrations

Cover Soil Report
Former CalCompact Landfill
Carson, California

Dry Wt. Conc.*	Reported Conc.*	VQ	LQ	MDL	PQL	Units	Boring ID	Sample ID	Landfill Cell	Primary (P0) or Dup (D)	Com-posite	Depth (ft bgs)
Copper												
24.53030	23.5			2.5	5.0	mg/kg	SBL03	A2-L3-SB41-CM-0.5'-5'	A2	P0	COMP	0.000
24.50000	24.5		J	0.0553	0.590	mg/kg	SBQ07	SBQ07-8.0	A2	P0		8.000
24.32150	23.3			2.5	5.0	mg/kg	SBE03	A3-E3-SB34-CM-0.5'-5'	A3	P0	COMP	0.000
24.30000	24.3			0.0488	0.520	mg/kg	SBL08	SBL08-0.5	A4	P0		0.500
24.21710	23.2			2.5	5.0	mg/kg	SBE02	A1-E2-SB25-0.5'-D	A1	P0		0.500
24.11270	23.1			2.5	5.0	mg/kg	SBG01	A1-G1-SB7-0.5'-D	A1	P0		0.500
24.10000	24.1			0.0488	0.520	mg/kg	SBG06	SBG106-0.5	A3	D		0.500
24.10000	24.1			0.0591	0.630	mg/kg	SBM06	SBM06-4.5	A4	P0		4.500
24.00840	23.0			2.5	5.0	mg/kg	SBB01	A1-B1-SB2-0.5'-D	A1	P0		0.500
23.85320	20.8			2.5	5.0	mg/kg	SBD03	A3-D3-SB33-12'-D	A3	P0		12.000
23.81490	21.1			2.5	5.0	mg/kg	SBD02	A1-D2-SB26-7'-D	A1	P0		7.000
23.80000	23.8			0.0506	0.540	mg/kg	SBP11	SBP11-5.0	A5	P0		5.000
23.70000	23.7			0.0488	0.520	mg/kg	SBG05	SBG05-0.5	A3	P0		0.500
23.69520	22.7		J	2.5	5.0	mg/kg	SBG02	A1-G2-SB23A-0.5'-D-Dup	A1	D		0.500
23.69520	22.7			2.5	5.0	mg/kg	SBH01	A1-H1-SB8-0.5'-D	A1	P0		0.500
23.64640	21.4			2.5	5.0	mg/kg	SBE01	A1-E1-SB5-2'-D	A1	P0		2.000
23.60000	23.6			0.0497	0.530	mg/kg	SBP06	SBP06-0.5-10.0	A2	P0	COMP	0.000
23.40000	23.4			0.0506	0.540	mg/kg	SBQ05	SBQ05-0.5-10.0	A2	P0	COMP	0.000
23.27770	22.3			2.5	5.0	mg/kg	SBL01	A2-L1-SB12-CM-0.5'-5'	A2	P0	COMP	0.000
23.25300	19.3			2.5	5.0	mg/kg	SBB03	A3-B3-SB31-13'-D	A3	P0		13.000
23.02480	20.4			2.5	5.0	mg/kg	SBC02	A1-C2-SB27-7'-D	A1	P0		7.000
22.80000	22.8			0.0553	0.590	mg/kg	SBG09-P1	SBG09-PS1-5.0	A3	P0		5.000
22.57340	20.0			2.5	5.0	mg/kg	SBL01	A2-L1-SB12-7'-D	A2	P0		7.000
22.50000	22.5			0.0488	0.520	mg/kg	SBI04	SBI04-0.5-3.0	A4	P0	COMP	0.000
22.44260	21.5			2.5	5.0	mg/kg	SBM02	A2-M2-SB17-CM-0.5'-5'	A2	P0	COMP	0.000
22.40000	22.4			0.0525	0.560	mg/kg	SBO13-P1	SBO13-PS1-3.0	A5	P0		3.000
22.40000	22.4			0.0506	0.540	mg/kg	SBV10-T4	SBV10-T4-T3	A2	P0	COMP	0.000
22.33820	21.4			2.5	5.0	mg/kg	SBH02	A1-H2-SB22-CM-0.5'-10'	A1	P0	COMP	0.000
22.33820	21.4			2.5	5.0	mg/kg	SBI02	A2-I2-SB21-0.5'-D-Dup	A2	D		0.500
22.26190	18.7		J	2.5	5.0	mg/kg	SBG03	A3-G3-SB36-3'-D	A3	P0		3.000
22.10000	22.1			0.0525	0.560	mg/kg	SBP05	SBP05-15.0-20.0	A2	P0	COMP	0.000
22.09940	20.0			2.5	5.0	mg/kg	SBF01	A1-F1-SB6-2'-D	A1	P0		2.000
21.92070	21.0		J	2.5	5.0	mg/kg	SBL02	A2-L2-SB18-CM-0.5'-5'-Dup	A2	D	COMP	0.000
21.70000	21.7		J	0.0488	0.520	mg/kg	SBI08	SBI108-0.5	A3	D		0.500
21.63460	18.0			2.5	5.0	mg/kg	SBA02	A1-A2-SB29-8'-D	A1	P0		8.000
21.60860	18.0			2.5	5.0	mg/kg	SBJ01	A2-J1-SB10-9'-D	A2	P0		9.000
21.50310	20.6			2.5	5.0	mg/kg	SBM03	A2-M3-SB42-CM-0.5'-5'-Dup	A2	D	COMP	0.000
21.49530	18.4			2.5	5.0	mg/kg	SBE02	A1-E2-SB25-5'-D	A1	P0		5.000
21.40000	21.4			0.0488	0.520	mg/kg	SBH08	SBH08-0.5	A3	P0		0.500
21.30000	21.3			0.0609	0.650	mg/kg	SBO09	SBO09-25.0	A4	P0		25.000
21.30000	21.3			0.0534	0.570	mg/kg	SBP03-T1	SBP03-T1-T2	A2	P0	COMP	0.000
21.20000	21.2			0.0497	0.530	mg/kg	SBJ07	SBJ07-0.5	A4	P0		0.500
21.14490	18.1			2.5	5.0	mg/kg	SBE02	A1-E2-SB25-5'-D-Dup	A1	D		5.000
20.87680	20.0			2.5	5.0	mg/kg	SBE02	A1-E2-SB25-0.5'-D-Dup	A1	D		0.500
20.77350	18.8			2.5	5.0	mg/kg	SBB01	A1-B1-SB2-2'-D	A1	P0		2.000

Notes: Results sorted by: 1) parameter; 2) highest to lowest detected concentration; VQ - ABBL validation flag; LQ - lab qualifier; "J" - the result is an estimated quantity; "D" - analysis required dilution; "B" - analyte detected in blank; composite samples are indicated by the abbreviation "COMP". *The 2006 Tetra Tech results were converted from wet weight to dry weight based on depth-discrete average moisture content measured during ABBL's 2007 investigation (see report Section 1.4.3).

Table 3B
Cover Soil Analytical Results
Detected Metal Concentrations

Cover Soil Report
Former CalCompact Landfill
Carson, California

Dry Wt. Conc.*	Reported Conc.*	VQ	LQ	MDL	PQL	Units	Boring ID	Sample ID	Landfill Cell	Primary (P0) or Dup (D)	Com-posite	Depth (ft bgs)
Copper												
20.77240	19.9			2.5	5.0	mg/kg	SBC01	A1-C1-SB3-0.5'-D	A1	P0		0.500
20.66810	19.8			2.5	5.0	mg/kg	SBA01	A1-A1-SB1-0.5'-D	A1	P0		0.500
20.45930	19.6			2.5	5.0	mg/kg	SBF03	A3-F3-SB35-0.5'-D	A3	P0		0.500
20.20000	20.2			0.0488	0.520	mg/kg	SBG06	SBG06-0.5	A3	P0		0.500
20.04180	19.2			2.5	5.0	mg/kg	SBG03	A3-G3-SB36-0.5'-D	A3	P0		0.500
20.04180	19.2			2.5	5.0	mg/kg	SBH04	A3-H4-SB55-0.5'-D	A3	P0		0.500
19.93740	19.1			2.5	5.0	mg/kg	SBG04	A3-G4-SB56-CM-0.5'-3'	A3	P0	COMP	0.000
19.83300	19.0			2.5	5.0	mg/kg	SBJ01	A3-J1-SB10-CM-0.5'-4'	A3	P0	COMP	0.000
19.50000	19.5			0.0534	0.570	mg/kg	SBP03-T1	SBP03-T1-T2D	A2	D	COMP	0.000
19.41540	18.6			2.5	5.0	mg/kg	SBF03	A3-F3-SB35-0.5'-D-Dup	A3	D		0.500
19.00000	19.0			0.0534	0.570	mg/kg	SBO02-T1	SBO02-T1-T2	A2	P0	COMP	0.000
18.99790	18.2			2.5	5.0	mg/kg	SBM03	A2-M3-SB42-CM-0.5'-5'	A2	P0	COMP	0.000
18.92860	15.9			2.5	5.0	mg/kg	SBF02	A1-F2-SB24-3'-D	A1	P0		3.000
18.92860	15.9	J		2.5	5.0	mg/kg	SBI02	A2-I2-SB21-3'-D	A2	P0		3.000
18.80000	18.8			0.0525	0.560	mg/kg	SBG08-P1	SBG08-PS1-5.0	A3	P0		5.000
18.37160	17.6			2.5	5.0	mg/kg	SBE01	A1-E1-SB5-0.5'-D	A1	P0		0.500
18.26720	17.5			2.5	5.0	mg/kg	SBG03	A3-G3-SB36-0.5'-D-Dup	A3	D		0.500
17.64090	16.9			2.5	5.0	mg/kg	SBO03	A2-O3-SB44-CM-0.5'-4'	A2	P0	COMP	0.000
17.60000	17.6			0.0534	0.570	mg/kg	SBR11	SBR11-5.0	A5	P0		5.000
17.60000	17.6			0.0488	0.520	mg/kg	SBV09-T3	SBV09-T3-0.5-3.0	A2	P0	COMP	0.000
17.43220	16.7			2.5	5.0	mg/kg	SBH03	A3-H3-SB37-0.5'-D	A3	P0		0.500
17.40000	17.4			0.0525	0.560	mg/kg	SBL13-P1	SBL13-PS1-9.5	A3	P0		9.500
17.32780	16.6	J		2.5	5.0	mg/kg	SBB03	A3-B3-SB31-CM-0.5'-8'-Dup	A3	D	COMP	0.000
17.30000	17.3			0.0488	0.520	mg/kg	SBJ11	SBJ11-10.0	A3	P0		10.000
17.10840	14.2			2.5	5.0	mg/kg	SBB03	A3-B3-SB31-13'-D-Dup	A3	D		13.000
16.10000	16.1			0.0525	0.560	mg/kg	SBR05-T1	SBR05-T1-T2	A2	P0	COMP	0.000
15.97080	15.3			2.5	5.0	mg/kg	SBN03	A2-N3-SB43-CM-0.5'-5'	A2	P0	COMP	0.000
15.90000	15.9			0.0478	0.510	mg/kg	SBV10-T2	SBV10-T2-0.5	A2	P0		0.500
15.80000	15.8			0.0534	0.570	mg/kg	SBQ04-T1	SBQ04-T1-T2	A2	P0	COMP	0.000
14.40000	14.4			0.0544	0.580	mg/kg	SBH09	SBH09-5.0	A3	P0		5.000
13.88310	13.3			2.5	5.0	mg/kg	SBI01	A2-I1-SB9-0.5'-D	A2	P0		0.500
12.90000	12.9			0.0525	0.560	mg/kg	SBS06-T1	SBS06-T1-T2	A2	P0	COMP	0.000
12.10000	12.1			0.0516	0.550	mg/kg	SBT07-T1	SBT07-T1-T2	A2	P0	COMP	0.000
11.90000	11.9			0.0506	0.540	mg/kg	SBU08-T1	SBU08-T1-T2	A2	P0	COMP	0.000
11.20000	11.2			0.0488	0.520	mg/kg	SBV10-T3	SBV10-T3-8.0	A2	P0		8.000
7.980000	7.98			0.0497	0.530	mg/kg	SBV10-T2	SBV10-T2-5.0	A2	P0		5.000
5.610000	5.61			0.0488	0.520	mg/kg	SBV09-T4	SBV09-T4-2.0	A2	P0		2.000
Lead												
281.0000	281			0.0569	0.540	mg/kg	SBU09-T3	SBU09-T3-0.5-3.5	A2	P0	COMP	0.000
183.0000	183			0.0548	0.520	mg/kg	SBK07	SBK07-0.5	A4	P0		0.500
120.0000	120			0.0590	0.560	mg/kg	SBJ03	SBJ03-0.5-3.0	A4	P0	COMP	0.000
100.0000	100	J		0.0643	0.610	mg/kg	SBO08	SBO08-10.0	A4	P0		10.000
97.00000	97.0	J		0.0654	0.620	mg/kg	SBS06	SBS06-10.0	A2	P0		10.000
87.16080	83.5			2.5	5.0	mg/kg	SBF02	A1-F2-SB24-0.5'-D	A1	P0		0.500

Notes: Results sorted by: 1) parameter; 2) highest to lowest detected concentration; VQ - ABBL validation flag; LQ - lab qualifier; "J" - the result is an estimated quantity; "D" - analysis required dilution; "B" - analyte detected in blank; composite samples are indicated by the abbreviation "COMP". *The 2006 Tetra Tech results were converted from wet weight to dry weight based on depth-discrete average moisture content measured during ABBL's 2007 investigation (see report Section 1.4.3).

Table 3B
Cover Soil Analytical Results
Detected Metal Concentrations

Cover Soil Report
Former CalCompact Landfill
Carson, California

Dry Wt. Conc.*	Reported Conc.*	VQ	LQ	MDL	PQL	Units	Boring ID	Sample ID	Landfill Cell	Primary (P0) or Dup (D)	Com-posite	Depth (ft bgs)
Lead												
77.80000	77.8			0.0548	0.520	mg/kg	SBN12	SBN12-0.5	A5	P0		0.500
74.60000	74.6			0.0611	0.580	mg/kg	SBO09	SBO09-0.5-10.0	A4	P0	COMP	0.000
72.30000	72.3			0.0601	0.570	mg/kg	SBK05	SBK05-3.5'	A4	P0		3.500
65.20000	65.2			0.0611	0.580	mg/kg	SBN11	SBN11-3.5	A5	P0		3.500
62.00000	62.0			0.0601	0.570	mg/kg	SBO05	SBO05-0.5-15.0	A2	P0	COMP	0.000
61.20000	61.2	J		0.0559	0.530	mg/kg	SBM13-P2	SBM13-P2-1.0	A5	P0		1.000
60.60000	60.6			0.0717	0.680	mg/kg	SBR06	SBR06-9.0	A2	P0		9.000
54.62750	48.4			2.5	5.0	mg/kg	SBE03	A3-E3-SB34-7'-D	A3	P0		7.000
53.80000	53.8			0.0654	0.620	mg/kg	SBV11	SBV11-6.0	A2	P0		6.000
48.17680	43.6			2.5	5.0	mg/kg	SBD01	A1-D1-SB4-2'-D	A1	P0		2.000
46.70000	46.7			0.0569	0.540	mg/kg	SBU10	SBU10-0.5-5.0	A2	P0	COMP	0.000
45.51150	43.6			2.5	5.0	mg/kg	SBC01	A1-C1-SB3-0.5'-D	A1	P0		0.500
45.20000	45.2			0.0590	0.560	mg/kg	SBS06-T1	SBS06-T1-T2	A2	P0	COMP	0.000
42.10000	42.1			0.0559	0.530	mg/kg	SBKLM	SBKLM-0.5	A3	P0	COMP	0.500
40.30000	40.3	J		0.0633	0.600	mg/kg	SBP09	SBP09-24.5	A4	P0		24.500
37.20000	37.2			0.0633	0.600	mg/kg	SBN09	SBN09-13.5	A4	P0		13.500
36.90000	36.9			0.0548	0.520	mg/kg	SBIJ	SBIJ-0.5	A3	P0	COMP	0.500
36.90000	36.9			0.0548	0.520	mg/kg	SBO12	SBO112-0.5	A5	D		0.500
36.80000	36.8			0.0559	0.530	mg/kg	SBKLM	SBKLM-1.0	A3	P0	COMP	1.000
36.50000	36.5			0.0548	0.520	mg/kg	SBH08	SBH08-0.5	A3	P0		0.500
35.30000	35.3			0.0633	0.600	mg/kg	SBN10	SBN10-9.0	A4	P0		9.000
35.20000	35.2			0.0559	0.530	mg/kg	SBQRST	SBQRST-1.0	A5	P0	COMP	1.000
35.00000	35.0			0.0559	0.530	mg/kg	SBIJ	SBIJ-1.0	A3	P0	COMP	1.000
34.80000	34.8			0.0654	0.620	mg/kg	SBIJ	SBIJ-PS-5.0	A3	P0	COMP	5.000
34.30000	34.3			0.0559	0.530	mg/kg	SBS08	SBS08-0.5	A2	P0		0.500
33.90000	33.9			0.0548	0.520	mg/kg	SBK03	SBK03-0.5	A4	P0		0.500
33.59120	30.4			2.5	5.0	mg/kg	SBH03	A3-H3-SB37-2'-D	A3	P0		2.000
33.29850	31.9			2.5	5.0	mg/kg	SBN03	A2-N3-SB43-CM-0.5'-5'	A2	P0	COMP	0.000
32.90000	32.9			0.0633	0.600	mg/kg	SBH09	SBH09-14.0	A3	P0		14.000
32.40000	32.4			0.0559	0.530	mg/kg	SBI03	SBI03-0.5	A4	P0		0.500
32.30000	32.3			0.0622	0.590	mg/kg	SBR09	SBR09-15.5	A2	P0		15.500
32.00000	32.0			0.0548	0.520	mg/kg	SBN11	SBN11-0.5	A5	P0		0.500
31.10000	31.1			0.0611	0.580	mg/kg	SBS06	SBS06-0.5-5.0	A2	P0	COMP	0.000
30.70000	30.7			0.0569	0.540	mg/kg	SBJ04	SBJ04-0.5-2.0	A4	P0	COMP	0.000
30.10000	30.1			0.0601	0.570	mg/kg	SBU09	SBU09-0.5-10.0	A2	P0	COMP	0.000
30.10000	30.1			0.0569	0.540	mg/kg	SBUV	SBUV-0.5	A2	P0	COMP	0.500
29.60000	29.6			0.0548	0.520	mg/kg	SBP11	SBP11-0.5	A5	P0		0.500
29.30000	29.3			0.0569	0.540	mg/kg	SBTUV	SBTUV-1.0	A2,	P0	COMP	1.000
28.90000	28.9			0.0548	0.520	mg/kg	SBFG	SBFG-0.5	A3	P0	COMP	0.500
28.90000	28.9			0.0601	0.570	mg/kg	SBR06	SBR06-0.5-4.0	A2	P0	COMP	0.000
28.70560	27.5			2.5	5.0	mg/kg	SBD03	A3-D3-SB33-CM-0.5'-5'	A3	P0	COMP	0.000
28.40000	28.4			0.0664	0.630	mg/kg	SBR07	SBR07-8.0	A2	P0		8.000
28.30000	28.3			0.0559	0.530	mg/kg	SBTUV	SBTUV-0.5	A2,	P0	COMP	0.500
28.00000	28.0			0.0590	0.560	mg/kg	SBUV	SBUV-1.0	A2	P0	COMP	1.000
27.30000	27.3			0.0559	0.530	mg/kg	SBNOP	SBNOP-1.0	A5	P0	COMP	1.000

Notes: Results sorted by: 1) parameter; 2) highest to lowest detected concentration; VQ - ABBL validation flag; LQ - lab qualifier; "J" - the result is an estimated quantity; "D" - analysis required dilution; "B" - analyte detected in blank; composite samples are indicated by the abbreviation "COMP". *The 2006 Tetra Tech results were converted from wet weight to dry weight based on depth-discrete average moisture content measured during ABBL's 2007 investigation (see report Section 1.4.3).

Table 3B
Cover Soil Analytical Results
Detected Metal Concentrations

Cover Soil Report
Former CalCompact Landfill
Carson, California

Dry Wt. Conc.*	Reported Conc.*	VQ	LQ	MDL	PQL	Units	Boring ID	Sample ID	Landfill Cell	Primary (P0) or Dup (D)	Com-posite	Depth (ft bgs)
Lead												
27.30000	27.3			0.0611	0.580	mg/kg	SBR05	SBR05-0.5-3.0	A2	P0	COMP	0.000
27.00000	27.0			0.0559	0.530	mg/kg	SBO12	SBO12-0.5	A5	P0		0.500
27.00000	27.0			0.0654	0.620	mg/kg	SBQ06	SBQ06-5.0	A2	P0		5.000
26.50000	26.5			0.0580	0.550	mg/kg	SBFG	SBFG-1.0	A3	P0	COMP	1.000
26.20000	26.2			0.0590	0.560	mg/kg	SBS07	SBS07-0.5-5.0	A2	P0	COMP	0.000
26.10000	26.1			0.0580	0.550	mg/kg	SBO04	SBO04-0.5-5.0	A2	P0	COMP	0.000
26.00000	26.0			0.0538	0.510	mg/kg	SBM13-P2	SBM13-P2-0.5	A5	P0		0.500
26.00000	26.0			0.0548	0.520	mg/kg	SBQRST	SBQRST-0.5	A5	P0	COMP	0.500
25.88730	24.8		J	2.5	5.0	mg/kg	SBL02	A2-L2-SB18-CM-0.5'-5'	A2	P0	COMP	0.000
25.80000	25.8			0.0559	0.530	mg/kg	SBJ06	SBJ06-0.5	A4	P0		0.500
25.80000	25.8			0.0580	0.550	mg/kg	SBRS	SBRS-1.0	A5	P0	COMP	1.000
25.60000	25.6			0.0548	0.520	mg/kg	SBG06	SBG106-0.5	A3	D		0.500
24.90000	24.9		J	0.0685	0.650	mg/kg	SBP03-P1	SBP03-PS1-4.5	A2	P0		4.500
24.80000	24.8			0.0548	0.520	mg/kg	SBF	SBF-1.0	A3	P0	COMP	1.000
24.70000	24.7		J	0.0664	0.630	mg/kg	SBR10	SBR110-9.5	A5	D		9.500
24.50000	24.5			0.0548	0.520	mg/kg	SBF	SBF-0.5	A3	P0	COMP	0.500
24.50000	24.5			0.0664	0.630	mg/kg	SBT10	SBT10-6.5	A2	P0		6.500
24.30000	24.3			0.0590	0.560	mg/kg	SBT08	SBT08-0.5-5.0	A2	P0	COMP	0.000
24.00000	24.0			0.0548	0.520	mg/kg	SBM07	SBM07-0.5	A4	P0		0.500
23.70000	23.7		J	0.0548	0.520	mg/kg	SBI08	SBI108-0.5	A3	D		0.500
23.70000	23.7			0.0569	0.540	mg/kg	SBRS	SBRS-0.5	A5	P0	COMP	0.500
23.60000	23.6			0.0548	0.520	mg/kg	SBS12	SBS12-0.5	A5	P0		0.500
23.40000	23.4			0.0548	0.520	mg/kg	SBU11	SBU11-0.5	A2	P0		0.500
23.30000	23.3			0.0559	0.530	mg/kg	SBQ06	SBQ06-0.5	A2	P0		0.500
23.30000	23.3			0.0569	0.540	mg/kg	SBR10	SBR10-0.5-5.0	A5	P0	COMP	0.000
23.30000	23.3			0.0664	0.630	mg/kg	SBT08-P1	SBT08-PS1-3.0	A2	P0		3.000
23.10000	23.1			0.0590	0.560	mg/kg	SBU09-T1	SBU09-T1-0.5-3.0	A2	P0	COMP	0.000
22.90000	22.9			0.0590	0.560	mg/kg	SBV09-T2	SBV09-T2-0.5-5.0	A2	P0	COMP	0.000
22.80000	22.8			0.0548	0.520	mg/kg	SBEF	SBEF-0.5	A3	P0	COMP	0.500
22.80000	22.8			0.0548	0.520	mg/kg	SBG06	SBG06-0.5	A3	P0		0.500
22.80000	22.8			0.0633	0.600	mg/kg	SBN04	SBN04-25.0	A2	P0		25.000
22.70000	22.7			0.0538	0.510	mg/kg	SBL12	SBL12-0.5	A3	P0		0.500
22.61900	19.0		J	2.5	5.0	mg/kg	SBF03	A3-F3-SB35-3'-D-Dup	A3	D		3.000
22.60000	22.6			0.0548	0.520	mg/kg	SBH05	SBH05-0.5	A3	P0		0.500
22.60000	22.6			0.0601	0.570	mg/kg	SBU09-T2	SBU09-T2-0.5-10.0	A2	P0	COMP	0.000
22.40000	22.4			0.0538	0.510	mg/kg	SBJ09	SBJ09-0.5	A3	P0		0.500
22.20000	22.2			0.0601	0.570	mg/kg	SBP04	SBP04-0.5-10.0	A2	P0	COMP	0.000
22.10000	22.1			0.0548	0.520	mg/kg	SBJ10	SBJ110-0.5	A3	D		0.500
22.10000	22.1			0.0685	0.650	mg/kg	SBS06-P1	SBS06-PS1-3.0	A2	P0		3.000
22.00000	22.0			0.0548	0.520	mg/kg	SBK12	SBK12-7.0	A3	P0		7.000
21.90000	21.9			0.0548	0.520	mg/kg	SBEF	SBEF-1.0	A3	P0	COMP	1.000
21.80000	21.8			0.0569	0.540	mg/kg	SBPQ	SBPQ0.5	A5	P0	COMP	0.500
21.80000	21.8			0.0611	0.580	mg/kg	SBU08-T2	SBU08-T2-7.5	A2	P0		7.500
21.71190	20.8		J	2.5	5.0	mg/kg	SBB03	A3-B3-SB31-CM-0.5'-8'	A3	P0	COMP	0.000
21.70000	21.7			0.0580	0.550	mg/kg	SBV09-T1	SBV09-T1-0.5-5.0	A2	P0	COMP	0.000

Notes: Results sorted by: 1) parameter; 2) highest to lowest detected concentration; VQ - ABBL validation flag; LQ - lab qualifier; "J" - the result is an estimated quantity; "D" - analysis required dilution; "B" - analyte detected in blank; composite samples are indicated by the abbreviation "COMP". *The 2006 Tetra Tech results were converted from wet weight to dry weight based on depth-discrete average moisture content measured during ABBL's 2007 investigation (see report Section 1.4.3).

Table 3B
Cover Soil Analytical Results
Detected Metal Concentrations

Cover Soil Report
Former CalCompact Landfill
Carson, California

Dry Wt. Conc.*	Reported Conc.*	VQ	LQ	MDL	PQL	Units	Boring ID	Sample ID	Landfill Cell	Primary (P0) or Dup (D)	Com-posite	Depth (ft bgs)
Lead												
21.60750	20.7	J		2.5	5.0	mg/kg	SBI02	A2-I2-SB21-0.5'-D	A2	P0		0.500
21.60000	21.6			0.0548	0.520	mg/kg	SBT09	SBT09-0.5	A2	P0		0.500
21.50000	21.5			0.0548	0.520	mg/kg	SBJ10	SBJ10-0.5	A3	P0		0.500
21.50000	21.5			0.0590	0.560	mg/kg	SBU12	SBU12-0.5-2.0	A2	P0	COMP	0.000
21.40000	21.4			0.0548	0.520	mg/kg	SBH05	SBH105-0.5	A3	D		0.500
21.20000	21.2			0.0548	0.520	mg/kg	SBV10-T1	SBV10-T1-0.5	A2	P0		0.500
21.00000	21.0			0.0590	0.560	mg/kg	SBPQ	SBPQ-1.0	A5	P0	COMP	1.000
21.00000	21.0			0.0590	0.560	mg/kg	SBT10	SBT10-0.5-3.0	A2	P0	COMP	0.000
20.80000	20.8			0.0548	0.520	mg/kg	SBL11	SBL11-0.5	A3	P0		0.500
20.80000	20.8			0.0559	0.530	mg/kg	SBP06	SBP06-0.5-10.0	A2	P0	COMP	0.000
20.80000	20.8			0.0569	0.540	mg/kg	SBQ08	SBQ08-0.5-5.0	A2	P0	COMP	0.000
20.80000	20.8	J		0.0664	0.630	mg/kg	SBU09-P1	SBU09-PS1-4.0	A2	P0		4.000
20.70000	20.7			0.0548	0.520	mg/kg	SBR11	SBR11-0.5	A5	P0		0.500
20.60000	20.6			0.0548	0.520	mg/kg	SBK05	SBK05-0.5	A4	P0		0.500
20.50000	20.5			0.0548	0.520	mg/kg	SBNOP	SBNOP-0.5	A5	P0	COMP	0.500
20.42890	18.1			2.5	5.0	mg/kg	SBL01	A2-L1-SB12-7'-D	A2	P0		7.000
20.40000	20.4			0.0559	0.530	mg/kg	SBS11	SBS11-0.5	A5	P0		0.500
20.40000	20.4			0.0590	0.560	mg/kg	SBT12	SBT12-0.5-5.0	A5	P0	COMP	0.000
20.30000	20.3			0.0548	0.520	mg/kg	SBGH	SBGH-1.0	A3	P0	COMP	1.000
20.30000	20.3			0.0548	0.520	mg/kg	SBK09	SBK09-0.5	A4	P0		0.500
20.20000	20.2			0.0601	0.570	mg/kg	SBQ04-T1	SBQ04-T1-T2	A2	P0	COMP	0.000
20.10000	20.1			0.0548	0.520	mg/kg	SBK10	SBK10-0.5	A3	P0		0.500
20.00000	20.0			0.0548	0.520	mg/kg	SBK11	SBK11-0.5	A3	P0		0.500
19.80000	19.8			0.0559	0.530	mg/kg	SBI06	SBI06-0.5	A4	P0		0.500
19.80000	19.8			0.0569	0.540	mg/kg	SBQ05	SBQ05-0.5-10.0	A2	P0	COMP	0.000
19.80000	19.8			0.0601	0.570	mg/kg	SBR07	SBR07-0.5-6.0	A2	P0	COMP	0.000
19.70000	19.7			0.0548	0.520	mg/kg	SBJ09	SBJ109-0.5	A3	D		0.500
19.70000	19.7			0.0643	0.610	mg/kg	SBV10-T1	SBV10-T1-4.5	A2	P0		4.500
19.60000	19.6			0.0548	0.520	mg/kg	SBGH	SBGH-0.5	A3	P0	COMP	0.500
19.60000	19.6			0.0664	0.630	mg/kg	SBN01-T2	SBN01-T2-4.5	A2	P0		4.500
19.60000	19.6			0.0569	0.540	mg/kg	SBTU	SBTU-1.0	A2	P0	COMP	1.000
19.50000	19.5			0.0548	0.520	mg/kg	SBJ05	SBJ05-0.5	A4	P0		0.500
19.50000	19.5			0.0559	0.530	mg/kg	SBV10-T2	SBV10-T2-5.0	A2	P0		5.000
19.40000	19.4			0.0548	0.520	mg/kg	SBL05	SBL05-0.5	A4	P0		0.500
19.20000	19.2			0.0601	0.570	mg/kg	SBJ11	SBJ11-0.5-5.0	A3	P0	COMP	0.000
19.20000	19.2			0.0548	0.520	mg/kg	SBM10	SBM10-0.5	A4	P0		0.500
19.10000	19.1			0.0548	0.520	mg/kg	SBH07	SBH07-0.5	A3	P0		0.500
19.10000	19.1			0.0548	0.520	mg/kg	SBJ08	SBJ08-0.5	A3	P0		0.500
19.00000	19.0			0.0569	0.540	mg/kg	SBV11	SBV11-0.5-1.5	A2	P0	COMP	0.000
18.80000	18.8			0.0548	0.520	mg/kg	SBM12	SBM12-0.5	A3	P0		0.500
18.80000	18.8			0.0706	0.670	mg/kg	SBR05-P2	SBR05-PS2-3.5	A2	P0		3.500
18.60000	18.6			0.0580	0.550	mg/kg	SBN10	SBN10-0.5-5.0	A4	P0	COMP	0.000
18.50000	18.5			0.0696	0.660	mg/kg	SBF06-P1	SBF06-PS1-15.0	A3	P0		15.000
18.30000	18.3			0.0569	0.540	mg/kg	SBL06	SBL06-0.5-2.0	A4	P0	COMP	0.000
18.30000	18.3			0.0559	0.530	mg/kg	SBQ04	SBQ04-0.5	A2	P0		0.500

Notes: Results sorted by: 1) parameter; 2) highest to lowest detected concentration; VQ - ABBL validation flag; LQ - lab qualifier; "J" - the result is an estimated quantity; "D" - analysis required dilution; "B" - analyte detected in blank; composite samples are indicated by the abbreviation "COMP". *The 2006 Tetra Tech results were converted from wet weight to dry weight based on depth-discrete average moisture content measured during ABBL's 2007 investigation (see report Section 1.4.3).

Table 3B
Cover Soil Analytical Results
Detected Metal Concentrations

Cover Soil Report
Former CalCompact Landfill
Carson, California

Dry Wt. Conc.*	Reported Conc.*	VQ	LQ	MDL	PQL	Units	Boring ID	Sample ID	Landfill Cell	Primary (P0) or Dup (D)	Com-posite	Depth (ft bgs)
Lead												
18.30000	18.3			0.0675	0.640	mg/kg	SBQ05	SBQ05-15.0-17.0	A2	P0	COMP	0.000
18.02880	15.0			2.5	5.0	mg/kg	SBN01	A2-N1-SB14-8'-D	A2	P0		8.000
18.00000	18.0			0.0633	0.600	mg/kg	SBV12-P1	SBV12-PS1-15.0	A2	P0		15.000
17.90000	17.9			0.0654	0.620	mg/kg	SBEF	SBEF-PS-5.0	A3	P0	COMP	5.000
17.90000	17.9			0.0664	0.630	mg/kg	SBO02-T2	SBO02-T2-4.5	A2	P0		4.500
17.90000	17.9			0.0664	0.630	mg/kg	SBQ04	SBQ04-4.0	A2	P0		4.000
17.70000	17.7			0.0590	0.560	mg/kg	SBJ04	SBJ04-7.0	A4	P0		7.000
17.70000	17.7			0.0569	0.540	mg/kg	SBNO	SBNO-0.5	A5	P0	COMP	0.500
17.60000	17.6			0.0548	0.520	mg/kg	SBS09	SBS09-0.5	A2	P0		0.500
17.50000	17.5			0.0601	0.570	mg/kg	SBS10	SBS10-0.5-8.0	A2	P0	COMP	0.000
17.40000	17.4			0.0580	0.550	mg/kg	SBP05	SBP05-0.5-10.0	A2	P0	COMP	0.000
17.20000	17.2			0.0559	0.530	mg/kg	SBG05	SBG105-0.5	A3	D		0.500
17.20000	17.2			0.0654	0.620	mg/kg	SBQ03	SBQ103-PS1-3.0	A2	D		3.000
17.00000	17.0			0.0548	0.520	mg/kg	SBM09	SBM09-0.5	A4	P0		0.500
16.90000	16.9			0.0590	0.560	mg/kg	SBR09	SBR09-0.5-10.0	A2	P0	COMP	0.000
16.70000	16.7			0.0675	0.640	mg/kg	SBQ04-T2	SBQ04-T2-4.5	A2	P0		4.500
16.60000	16.6	J		0.0654	0.620	mg/kg	SBN01-2T2	SBN101-2T2-8.5	A2	D		8.500
16.60000	16.6			0.0569	0.540	mg/kg	SBV12	SBV12-0.5-1.5	A2	P0	COMP	0.000
16.50000	16.5			0.0569	0.540	mg/kg	SBNO	SBNO-1.0	A5	P0	COMP	1.000
16.50000	16.5			0.0559	0.530	mg/kg	SBTU	SBTU-0.5	A2	P0	COMP	0.500
16.40000	16.4			0.0569	0.540	mg/kg	SBK12	SBK12-0.5-2.0	A3	P0	COMP	0.000
16.20000	16.2			0.0548	0.520	mg/kg	SBK04	SBK04-0.5	A4	P0		0.500
16.00000	16.0			0.0559	0.530	mg/kg	SBL07	SBL07-0.5-2.5	A4	P0	COMP	0.000
15.90000	15.9			0.0548	0.520	mg/kg	SBI12	SBI12-0.5	A3	P0		0.500
15.90000	15.9			0.0664	0.630	mg/kg	SBQ03-P1	SBQ03-PS1-3.0	A2	P0		3.000
15.90000	15.9			0.0580	0.550	mg/kg	SBR09	SBR09-0.5-10.0D	A2	D	COMP	0.000
15.90000	15.9			0.0633	0.600	mg/kg	SBV09-T2	SBV09-T2-9.0	A2	P0		9.000
15.80000	15.8			0.0664	0.630	mg/kg	SBS06-T2	SBS06-T2-7.5	A2	P0		7.500
15.80000	15.8			0.0622	0.590	mg/kg	SBT12	SBT12-7.0	A5	P0		7.000
15.70000	15.7			0.0601	0.570	mg/kg	SBP09	SBP09-0.5-10.0	A4	P0	COMP	0.000
15.62500	13.0			2.5	5.0	mg/kg	SBO02	A2-O2-SB15-8'-D	A2	P0		8.000
15.60000	15.6			0.0601	0.570	mg/kg	SBM08	SBM08-0.5-10.0	A4	P0	COMP	0.000
15.50000	15.5			0.0559	0.530	mg/kg	SBJ07	SBJ07-0.5	A4	P0		0.500
15.40000	15.4			0.0633	0.600	mg/kg	SBU12	SBU12-7.0	A2	P0		7.000
15.30000	15.3			0.0548	0.520	mg/kg	SBI09	SBI09-0.5	A3	P0		0.500
15.20000	15.2			0.0538	0.510	mg/kg	SBL04	SBL04-0.5	A4	P0		0.500
15.20000	15.2			0.0548	0.520	mg/kg	SBM05	SBM05-0.5	A4	P0		0.500
15.20000	15.2			0.0548	0.520	mg/kg	SBM11	SBM11-0.5	A3	P0		0.500
15.20000	15.2			0.0601	0.570	mg/kg	SBO01-P1	SBO01-PS1-4.5	A2	P0		4.500
15.10000	15.1			0.0664	0.630	mg/kg	SBG08	SBG08-8.0	A3	P0		8.000
15.10000	15.1			0.0569	0.540	mg/kg	SBP12	SBP12-0.5-5.0	A5	P0	COMP	0.000
15.00000	15.0			0.0548	0.520	mg/kg	SBG05	SBG05-0.5	A3	P0		0.500
15.00000	15.0			0.0548	0.520	mg/kg	SBH06	SBH106-0.5	A3	D		0.500
15.00000	15.0			0.0611	0.580	mg/kg	SBN01	SBN01-2T1-2T2	A2	P0	COMP	0.000
15.00000	15.0			0.0548	0.520	mg/kg	SBV10-T3	SBV10-T3-8.0	A2	P0		8.000

Notes: Results sorted by: 1) parameter; 2) highest to lowest detected concentration; VQ - ABBL validation flag; LQ - lab qualifier; "J" - the result is an estimated quantity; "D" - analysis required dilution; "B" - analyte detected in blank; composite samples are indicated by the abbreviation "COMP". *The 2006 Tetra Tech results were converted from wet weight to dry weight based on depth-discrete average moisture content measured during ABBL's 2007 investigation (see report Section 1.4.3).

Table 3B
Cover Soil Analytical Results
Detected Metal Concentrations

Cover Soil Report
Former CalCompact Landfill
Carson, California

Dry Wt. Conc.*	Reported Conc.*	VQ	LQ	MDL	PQL	Units	Boring ID	Sample ID	Landfill Cell	Primary (P0) or Dup (D)	Com-posite	Depth (ft bgs)
Lead												
14.90000	14.9			0.0675	0.640	mg/kg	SBP05	SBP05-26.0	A2	P0		26.000
14.90000	14.9			0.0611	0.580	mg/kg	SBP13-P2	SBP13-PS2-4.0	A5	P0		4.000
14.80000	14.8	J		0.0664	0.630	mg/kg	SBF05-P2	SBF05-PS2-15.0	A3	P0		15.000
14.80000	14.8			0.0569	0.540	mg/kg	SBP12	SBP12-0.5-5.0D	A5	D	COMP	0.000
14.76590	12.3			2.5	5.0	mg/kg	SBO03	A2-O3-SB44-9'-D	A2	P0		9.000
14.70000	14.7			0.0548	0.520	mg/kg	SBL10	SBL10-0.5	A4	P0		0.500
14.61380	14.0			2.5	5.0	mg/kg	SBA01	A1-A1-SB1-0.5'-D	A1	P0		0.500
14.50000	14.5			0.0601	0.570	mg/kg	SBN09	SBN09-0.5-10.0	A4	P0	COMP	0.000
14.50000	14.5			0.0685	0.650	mg/kg	SBS08	SBS08-6.0	A2	P0		6.000
14.40500	13.8			2.5	5.0	mg/kg	SBM01	A2-M1-SB13-CM-0.5'-5'	A2	P0	COMP	0.000
14.40000	14.4			0.0559	0.530	mg/kg	SBG07	SBG07-0.5	A3	P0		0.500
14.40000	14.4			0.0643	0.610	mg/kg	SBO07	SBO07-19.5	A4	P0		19.500
14.40000	14.4			0.0590	0.560	mg/kg	SBR12	SBR12-0.5-15.0	A5	P0	COMP	0.000
14.30000	14.3			0.0633	0.600	mg/kg	SBO04	SBO04-9.5	A2	P0		9.500
14.10000	14.1			0.0601	0.570	mg/kg	SBL12	SBL12-5.0	A3	P0		5.000
14.00000	14.0			0.0580	0.550	mg/kg	SBQ07	SBQ07-0.5-5.0	A2	P0	COMP	0.000
13.90000	13.9			0.0548	0.520	mg/kg	SBI07	SBI07-0.5	A3	P0		0.500
13.90000	13.9			0.0664	0.630	mg/kg	SBO02-P1	SBO02-PS1-3.5	A2	P0		3.500
13.90000	13.9			0.0590	0.560	mg/kg	SBP07	SBP07-0.5-10.0	A2	P0	COMP	0.000
13.90000	13.9	J		0.0664	0.630	mg/kg	SBS06	SBS106-10.0	A2	D		10.000
13.88310	13.3			2.5	5.0	mg/kg	SBG04	A3-G4-SB56-CM-0.5'-3'	A3	P0	COMP	0.000
13.80000	13.8			0.0548	0.520	mg/kg	SBH06	SBH06-0.5	A3	P0		0.500
13.80000	13.8			0.0548	0.520	mg/kg	SBI05	SBI05-0.5	A4	P0		0.500
13.80000	13.8			0.0548	0.520	mg/kg	SBI09	SBI109-0.5	A3	D		0.500
13.80000	13.8			0.0548	0.520	mg/kg	SBM06	SBM06-0.5	A4	P0		0.500
13.80000	13.8			0.0569	0.540	mg/kg	SBO08	SBO08-0.5-5.0	A4	P0	COMP	0.000
13.80000	13.8			0.0654	0.620	mg/kg	SBQ04-P1	SBQ04-PS1-3.0	A2	P0		3.000
13.80000	13.8			0.0580	0.550	mg/kg	SBQ11	SBQ11-0.5-10.0	A5	P0	COMP	0.000
13.77870	13.2			2.5	5.0	mg/kg	SBA02	A1-A2-SB29-CM-0.5'-5'	A1	P0	COMP	0.000
13.70000	13.7			0.0601	0.570	mg/kg	SBH10	SBH10-0.5-15.0	A3	P0	COMP	0.000
13.70000	13.7			0.0580	0.550	mg/kg	SBR08	SBR08-0.5-5.0	A2	P0	COMP	0.000
13.60000	13.6			0.0685	0.650	mg/kg	SBT07-P2	SBT07-PS2-3.5	A2	P0		3.500
13.56990	13.0			2.5	5.0	mg/kg	SBN02	A2-N2-SB16-CM-0.5'-5'	A2	P0	COMP	0.000
13.50000	13.5			0.0633	0.600	mg/kg	SBN09	SBN09-10.0	A4	P0		10.000
13.40000	13.4			0.0569	0.540	mg/kg	SBF05	SBF05-0.5-2.0	A3	P0	COMP	0.000
13.36120	12.8	J		2.5	5.0	mg/kg	SBL02	A2-L2-SB18-CM-0.5'-5'-Dup	A2	D	COMP	0.000
13.30000	13.3			0.0706	0.670	mg/kg	SBO11	SBO11-4.0	A5	P0		4.000
13.30000	13.3			0.0717	0.680	mg/kg	SBP12	SBP12-10.0	A5	P0		10.000
13.10000	13.1			0.0601	0.570	mg/kg	SBG09	SBG09-0.5-15.0	A3	P0	COMP	0.000
13.10000	13.1			0.0538	0.510	mg/kg	SBO11	SBO11-0.5	A5	P0		0.500
13.10000	13.1			0.0633	0.600	mg/kg	SBR05-T2	SBR05-T2-5.5	A2	P0		5.500
13.10000	13.1			0.0675	0.640	mg/kg	SBU09-P2	SBU109-PS2-3.5	A2	D		3.500
13.10000	13.1			0.0664	0.630	mg/kg	SBV09-T3	SBV09-T3-8.0	A2	P0		8.000
13.04800	12.5			2.5	5.0	mg/kg	SBM03	A2-M3-SB42-CM-0.5'-5'-Dup	A2	D	COMP	0.000
13.00000	13.0			0.0717	0.680	mg/kg	SBI11-P1	SBI11-PS1-15.0	A3	P0		15.000

Notes: Results sorted by: 1) parameter; 2) highest to lowest detected concentration; VQ - ABBL validation flag; LQ - lab qualifier; "J" - the result is an estimated quantity; "D" - analysis required dilution; "B" - analyte detected in blank; composite samples are indicated by the abbreviation "COMP". *The 2006 Tetra Tech results were converted from wet weight to dry weight based on depth-discrete average moisture content measured during ABBL's 2007 investigation (see report Section 1.4.3).

Table 3B
Cover Soil Analytical Results
Detected Metal Concentrations

Cover Soil Report
Former CalCompact Landfill
Carson, California

Dry Wt. Conc.*	Reported Conc.*	VQ	LQ	MDL	PQL	Units	Boring ID	Sample ID	Landfill Cell	Primary (P0) or Dup (D)	Com-posite	Depth (ft bgs)
Lead												
13.00000	13.0			0.0685	0.650	mg/kg	SBN01-P1	SBN01-PS1-3.0	A2	P0		3.000
12.96520	10.8			2.5	5.0	mg/kg	SBJ01	A2-J1-SB10-9'-D	A2	P0		9.000
12.90000	12.9			0.0569	0.540	mg/kg	SBL09	SBL09-0.5	A4	P0		0.500
12.90000	12.9			0.0664	0.630	mg/kg	SBR05-P1	SBR05-PS1-3.5	A2	P0		3.500
12.90000	12.9			0.0611	0.580	mg/kg	SBTUV	SBTUV-PS-5.0	A2,	P0	COMP	5.000
12.90000	12.9	J		0.0633	0.600	mg/kg	SBU09-P1	SBU109-PS1-4.0	A2	D		4.000
12.86680	11.4			2.5	5.0	mg/kg	SBD02	A1-D2-SB26-7'-D	A1	P0		7.000
12.80000	12.8			0.0717	0.680	mg/kg	SBI12-P1	SBI12-PS1-15.0	A3	P0		15.000
12.80000	12.8			0.0622	0.590	mg/kg	SBP06	SBP06-15.0-20.0	A2	P0	COMP	0.000
12.80000	12.8			0.0590	0.560	mg/kg	SBP08	SBP08-0.5-10.0	A4	P0	COMP	0.000
12.80000	12.8	J		0.0664	0.630	mg/kg	SBP10	SBP10-15.0	A4	P0		15.000
12.80000	12.8			0.0611	0.580	mg/kg	SBV09-T1	SBV09-T1-9.0	A2	P0		9.000
12.80000	12.8			0.0548	0.520	mg/kg	SBV09-T3	SBV09-T3-0.5-3.0	A2	P0	COMP	0.000
12.70000	12.7			0.0548	0.520	mg/kg	SBK06	SBK06-0.5	A4	P0		0.500
12.70000	12.7			0.0696	0.660	mg/kg	SBO12	SBO12-4.0	A5	P0		4.000
12.63050	12.1			2.5	5.0	mg/kg	SBB01	A1-B1-SB2-0.5'-D	A1	P0		0.500
12.60000	12.6			0.0675	0.640	mg/kg	SBK13-P1	SBK13-PS1-9.0	A3	P0		9.000
12.60000	12.6			0.0601	0.570	mg/kg	SBP08	SBP08-24.5	A4	P0		24.500
12.60000	12.6			0.0601	0.570	mg/kg	SBQ09	SBQ09-15.0	A4	P0		15.000
12.60000	12.6			0.0633	0.600	mg/kg	SBU09	SBU09-13.0	A2	P0		13.000
12.52610	12.0	J		2.5	5.0	mg/kg	SBI02	A2-I2-SB21-0.5'-D-Dup	A2	D		0.500
12.50000	10.5	J		2.5	5.0	mg/kg	SBF03	A3-F3-SB35-3'-D	A3	P0		3.000
12.50000	12.5	J		0.0759	0.720	mg/kg	SBH10-P1	SBH110-PS1-15.0	A3	D		15.000
12.50000	12.5			0.0590	0.560	mg/kg	SBM04	SBM04-0.5-10.0	A2	P0	COMP	0.000
12.50000	12.5			0.0611	0.580	mg/kg	SBQ13-P1	SBQ13-PS1-7.5	A5	P0		7.500
12.50000	12.5			0.0717	0.680	mg/kg	SBU09-P2	SBU09-PS2-3.5	A2	P0		3.500
12.42170	11.9	J		2.5	5.0	mg/kg	SBB03	A3-B3-SB31-CM-0.5'-8'-Dup	A3	D	COMP	0.000
12.40000	12.4			0.0590	0.560	mg/kg	SBN04	SBN04-0.5-10.0	A2	P0	COMP	0.000
12.40000	12.4			0.0601	0.570	mg/kg	SBO02-T1	SBO02-T1-T2	A2	P0	COMP	0.000
12.30000	12.3			0.0569	0.540	mg/kg	SBT11	SBT11-0.5-5.0	A2	P0	COMP	0.000
12.20000	12.2			0.0685	0.650	mg/kg	SBV13-P1	SBV13-PS1-15.0	A2	P0		15.000
12.10000	12.1			0.0601	0.570	mg/kg	SBO06	SBO06-0.5-15.0	A2	P0	COMP	0.000
12.10000	12.1			0.0643	0.610	mg/kg	SBR05	SBR05-8.0	A2	P0		8.000
12.10000	12.1			0.0590	0.560	mg/kg	SBR05-T1	SBR05-T1-T2	A2	P0	COMP	0.000
12.10000	12.1			0.0664	0.630	mg/kg	SBR05-T2	SBR105-T2-5.5	A2	D		5.500
12.00000	12.0			0.0759	0.720	mg/kg	SBF05-P1	SBF05-PS1-15.0	A3	P0		15.000
12.00000	12.0	J		0.0654	0.620	mg/kg	SBG10-P1	SBG10-PS1-4.5	A3	P0		4.500
12.00000	12.0			0.0601	0.570	mg/kg	SBH09	SBH09-0.5-10.0	A3	P0	COMP	0.000
12.00000	12.0	J		0.0538	0.510	mg/kg	SBI08	SBI08-0.5	A3	P0		0.500
12.00000	12.0			0.0654	0.620	mg/kg	SBL07	SBL07-6.5	A4	P0		6.500
12.00000	12.0			0.0633	0.600	mg/kg	SBU10	SBU10-8.0	A2	P0		8.000
11.90480	10.0	J		2.5	5.0	mg/kg	SBI02	A2-I2-SB21-3'-D-Dup	A2	D		3.000
11.90000	11.9			0.0611	0.580	mg/kg	SBO07	SBO07-0.5-15.0	A4	P0	COMP	0.000
11.89980	11.4	J		2.5	5.0	mg/kg	SBG03	A3-G3-SB36-0.5'-D-Dup	A3	D		0.500
11.89980	11.4			2.5	5.0	mg/kg	SBH04	A3-H4-SB55-0.5'-D	A3	P0		0.500

Notes: Results sorted by: 1) parameter; 2) highest to lowest detected concentration; VQ - ABBL validation flag; LQ - lab qualifier; "J" - the result is an estimated quantity; "D" - analysis required dilution; "B" - analyte detected in blank; composite samples are indicated by the abbreviation "COMP". *The 2006 Tetra Tech results were converted from wet weight to dry weight based on depth-discrete average moisture content measured during ABBL's 2007 investigation (see report Section 1.4.3).

Table 3B
Cover Soil Analytical Results
Detected Metal Concentrations

Cover Soil Report
Former CalCompact Landfill
Carson, California

Dry Wt. Conc.*	Reported Conc.*	VQ	LQ	MDL	PQL	Units	Boring ID	Sample ID	Landfill Cell	Primary (P0) or Dup (D)	Com-posite	Depth (ft bgs)
Lead												
11.80000	11.8			0.0569	0.540	mg/kg	SBU08-T1	SBU08-T1-T2	A2	P0	COMP	0.000
11.80000	11.8			0.0538	0.510	mg/kg	SBV10-T2	SBV10-T2-0.5	A2	P0		0.500
11.70000	11.7			0.0738	0.700	mg/kg	SBN12	SBN12-5.0	A5	P0		5.000
11.60000	11.6			0.0548	0.520	mg/kg	SBI10	SBI10-0.5	A3	P0		0.500
11.60000	11.6			0.0569	0.540	mg/kg	SBV10-T4	SBV10-T4-T3	A2	P0	COMP	0.000
11.50000	11.5			0.0664	0.630	mg/kg	SBI04	SBI04-8.0	A4	P0		8.000
11.50000	11.5			0.0633	0.600	mg/kg	SBN08	SBN08-18.5	A4	P0		18.500
11.30000	11.3			0.0664	0.630	mg/kg	SBP04	SBP04-14.0	A2	P0		14.000
11.30000	11.3			0.0601	0.570	mg/kg	SBQ09	SBQ09-0.5-10.0	A4	P0	COMP	0.000
11.30000	11.3			0.0749	0.710	mg/kg	SBV11-P2	SBV11-PS2-15.0	A2	P0		15.000
11.25000	9.45		J	2.5	5.0	mg/kg	SBG02	A1-G2-SB23A-3'-D-Dup	A1	D		3.000
11.20000	11.2			0.0611	0.580	mg/kg	SBK04	SBK04-4.0	A4	P0		4.000
11.20000	11.2			0.0580	0.550	mg/kg	SBP03-T2	SBP103-T2-4.0	A2	D		4.000
11.17790	9.30			2.5	5.0	mg/kg	SBN02	A2-N2-SB16-8'-D	A2	P0		8.000
11.10000	11.1			0.0590	0.560	mg/kg	SBF06	SBF06-0.5-4.0	A3	P0	COMP	0.000
11.10000	11.1			0.0706	0.670	mg/kg	SBP03-T2	SBP03-T2-4.0	A2	P0		4.000
11.10000	11.1		J	0.0675	0.640	mg/kg	SBR10	SBR10-9.5	A5	P0		9.500
11.10000	11.1			0.0664	0.630	mg/kg	SBT07-T2	SBT07-T2-8.0	A2	P0		8.000
11.10000	11.1			0.0654	0.620	mg/kg	SBU11	SBU11-5.5	A2	P0		5.500
11.00000	11.0			0.0706	0.670	mg/kg	SBF07-P1	SBF07-PS1-15.0	A3	P0		15.000
11.00000	11.0			0.0548	0.520	mg/kg	SBI04	SBI04-0.5-3.0	A4	P0	COMP	0.000
11.00000	11.0			0.0601	0.570	mg/kg	SBP03-T1	SBP03-T1-T2	A2	P0	COMP	0.000
11.00000	11.0			0.0633	0.600	mg/kg	SBT07-P1	SBT07-PS1-3.0	A2	P0		3.000
10.96030	10.5			2.5	5.0	mg/kg	SBM02	A2-M2-SB17-CM-0.5'-5'	A2	P0	COMP	0.000
10.90000	10.9			0.0685	0.650	mg/kg	SBQ11	SBQ11-15.0	A5	P0		15.000
10.90000	10.9			0.0569	0.540	mg/kg	SBQ12	SBQ12-0.5-10	A5	P0	COMP	0.000
10.85590	10.4			2.5	5.0	mg/kg	SBC03	A3-C3-SB32-CM-0.5'-5'	A3	P0	COMP	0.000
10.80000	10.8			0.0601	0.570	mg/kg	SBE04-P1	SBE04-PS1-3.0	A3	P0		3.000
10.80000	10.8			0.0622	0.590	mg/kg	SBI03	SBI03-4.0	A4	P0		4.000
10.80000	10.8			0.0601	0.570	mg/kg	SBP03-T1	SBP03-T1-T2D	A2	D	COMP	0.000
10.75160	10.3			2.5	5.0	mg/kg	SBB02	A1-B2-SB28-CM-0.5'-5'	A1	P0	COMP	0.000
10.70000	10.7			0.0601	0.570	mg/kg	SBK03	SBK03-4.0	A4	P0		4.000
10.60000	10.6			0.0643	0.610	mg/kg	SBM13-P1	SBM13-PS1-5.0	A3	P0		5.000
10.60000	10.6			0.0601	0.570	mg/kg	SBN07	SBN07-0.5-10.0	A4	P0	COMP	0.000
10.54280	10.1			2.5	5.0	mg/kg	SBP03	A2-P3-SB45-CM-0.5'-10'	A2	P0	COMP	0.000
10.50000	10.5			0.0664	0.630	mg/kg	SBL04	SBL04-4.0	A4	P0		4.000
10.50000	10.5			0.0611	0.580	mg/kg	SBN01-T1	SBN01-T1-T2D	A2	D	COMP	0.000
10.50000	10.5			0.0643	0.610	mg/kg	SBS07	SBS07-10.0	A2	P0		10.000
10.50000	10.5			0.0611	0.580	mg/kg	SBT09	SBT09-4.0	A2	P0		4.000
10.40000	10.4			0.0633	0.600	mg/kg	SBT07-P1	SBT107-PS1-3.0	A2	D		3.000
10.30000	10.3			0.0580	0.550	mg/kg	SBI11	SBI11-0.5-5.0	A3	P0	COMP	0.000
10.30000	10.3			0.0601	0.570	mg/kg	SBJ12	SBJ12-0.5-5.0	A3	P0	COMP	0.000
10.30000	10.3			0.0633	0.600	mg/kg	SBM08	SBM08-10.0	A4	P0		10.000
10.22960	9.80			2.5	5.0	mg/kg	SBD01	A1-D1-SB4-0.5'-D	A1	P0		0.500
10.20000	10.2			0.0696	0.660	mg/kg	SBE03-P1	SBE03-PS1-15.0	A3	P0		15.000

Notes: Results sorted by: 1) parameter; 2) highest to lowest detected concentration; VQ - ABBL validation flag; LQ - lab qualifier; "J" - the result is an estimated quantity; "D" - analysis required dilution; "B" - analyte detected in blank; composite samples are indicated by the abbreviation "COMP". *The 2006 Tetra Tech results were converted from wet weight to dry weight based on depth-discrete average moisture content measured during ABBL's 2007 investigation (see report Section 1.4.3).

Table 3B
Cover Soil Analytical Results
Detected Metal Concentrations

Cover Soil Report
Former CalCompact Landfill
Carson, California

Dry Wt. Conc.*	Reported Conc.*	VQ	LQ	MDL	PQL	Units	Boring ID	Sample ID	Landfill Cell	Primary (P0) or Dup (D)	Com-posite	Depth (ft bgs)
Lead												
10.20000	10.2			0.0601	0.570	mg/kg	SBM13-P2	SBM13-PS2-7.5	A5	P0		7.500
10.20000	10.2			0.0622	0.590	mg/kg	SBN01-T1	SBN01-T1-T2	A2	P0	COMP	0.000
10.20000	10.2			0.0590	0.560	mg/kg	SBN08	SBN08-0.5-14.0	A4	P0	COMP	0.000
10.20000	10.2			0.0622	0.590	mg/kg	SBQ10	SBQ10-0.5-10.0	A4	P0	COMP	0.000
10.17860	8.55		J	2.5	5.0	mg/kg	SBG03	A3-G3-SB36-3'-D-Dup	A3	D		3.000
10.12530	9.70			2.5	5.0	mg/kg	SBM03	A2-M3-SB42-CM-0.5'-5'	A2	P0	COMP	0.000
10.10000	10.1			0.0601	0.570	mg/kg	SBL06	SBL06-4.5	A4	P0		4.500
10.00000	10.0			0.0590	0.560	mg/kg	SBO09	SBO09-15.0-20.0	A4	P0	COMP	0.000
9.980000	9.98			0.0717	0.680	mg/kg	SBU13-P1	SBU13-PS1-15.0	A2	P0		15.000
9.970000	9.97			0.0601	0.570	mg/kg	SBJ03	SBJ03-6.5	A4	P0		6.500
9.950000	9.95			0.0633	0.600	mg/kg	SBP09	SBP09-20.0	A4	P0		20.000
9.870000	9.87			0.0590	0.560	mg/kg	SBG08-P1	SBG08-PS1-5.0	A3	P0		5.000
9.870000	9.87			0.0633	0.600	mg/kg	SBS12	SBS12-5.0	A5	P0		5.000
9.770000	9.77			0.0696	0.660	mg/kg	SBFG	SBFG-PS-5.0	A3	P0	COMP	5.000
9.770000	9.77			0.0633	0.600	mg/kg	SBQ07	SBQ107-8.0	A2	D		8.000
9.740000	9.74			0.0611	0.580	mg/kg	SBP09	SBP09-15.0-20.0	A4	P0	COMP	0.000
9.680000	9.68			0.0622	0.590	mg/kg	SBN04	SBN04-15.0-20.0	A2	P0	COMP	0.000
9.640000	9.64			0.0590	0.560	mg/kg	SBN13-P1	SBN13-PS1-4.5	A5	P0		4.500
9.640000	9.64			0.0675	0.640	mg/kg	SBU09-T3	SBU09-T3-8.5	A2	P0		8.500
9.633000	8.40			2.5	5.0	mg/kg	SBH02	A1-H2-SB22-12'-D	A1	P0		12.000
9.630000	9.63			0.0580	0.550	mg/kg	SBN06	SBN06-0.5-5.0	A4	P0	COMP	0.000
9.570000	9.57			0.0580	0.550	mg/kg	SBN05	SBN05-0.5-10.0	A2	P0	COMP	0.000
9.560000	9.56		J	0.0633	0.600	mg/kg	SBN01	SBN01-2T2-8.5	A2	P0		8.500
9.560000	9.56			0.0601	0.570	mg/kg	SBP07	SBP07-15.0-20.0D	A2	D	COMP	0.000
9.500000	9.50			0.0664	0.630	mg/kg	SBU09-T1	SBU09-T1-8.5	A2	P0		8.500
9.446800	9.05			2.5	5.0	mg/kg	SBH03	A3-H3-SB37-0.5'-D	A3	P0		0.500
9.420000	9.42			0.0685	0.650	mg/kg	SBH10-P1	SBH10-PS1-5.0	A3	P0		5.000
9.380000	9.38			0.0548	0.520	mg/kg	SBK08	SBK08-0.5	A4	P0		0.500
9.370000	9.37			0.0590	0.560	mg/kg	SBP10	SBP10-0.5-10.0	A4	P0	COMP	0.000
9.342400	8.95			2.5	5.0	mg/kg	SBH01	A1-H1-SB8-0.5'-D	A1	P0		0.500
9.270000	9.27			0.0611	0.580	mg/kg	SBQ08	SBQ08-9.0	A2	P0		9.000
9.220000	9.22			0.0664	0.630	mg/kg	SBP06	SBP06-24.0	A2	P0		24.000
9.120000	9.12			0.0601	0.570	mg/kg	SBP07	SBP07-15.0-20.0	A2	P0	COMP	0.000
9.080000	9.08			0.0590	0.560	mg/kg	SBL05	SBL05-4.0	A4	P0		4.000
9.080000	9.08			0.0685	0.650	mg/kg	SBP02-P1	SBP02-PS1-4.0	A2	P0		4.000
9.030000	9.03			0.0622	0.590	mg/kg	SBO10	SBO10-0.5-10.0	A4	P0	COMP	0.000
9.030000	9.03			0.0601	0.570	mg/kg	SBT08	SBT08-9.0	A2	P0		9.000
9.029200	8.65			2.5	5.0	mg/kg	SBF03	A3-F3-SB35-0.5'-D	A3	P0		0.500
9.010000	9.01			0.0654	0.620	mg/kg	SBM07	SBM07-5.0	A4	P0		5.000
8.980000	8.98			0.0643	0.610	mg/kg	SBT11	SBT11-9.0	A2	P0		9.000
8.940000	8.94			0.0622	0.590	mg/kg	SBM05	SBM05-5.0	A4	P0		5.000
8.920000	8.92			0.0633	0.600	mg/kg	SBO10	SBO10-13.0	A4	P0		13.000
8.860000	8.86			0.0633	0.600	mg/kg	SBG09	SBG09-18.0	A3	P0		18.000
8.770000	8.77			0.0675	0.640	mg/kg	SBS06-P2	SBS06-PS2-3.0	A2	P0		3.000
8.740000	8.74			0.0643	0.610	mg/kg	SBV10-P1	SBV10-PS1-5.0	A2	P0		5.000

Notes: Results sorted by: 1) parameter; 2) highest to lowest detected concentration; VQ - ABBL validation flag; LQ - lab qualifier; "J" - the result is an estimated quantity; "D" - analysis required dilution; "B" - analyte detected in blank; composite samples are indicated by the abbreviation "COMP". *The 2006 Tetra Tech results were converted from wet weight to dry weight based on depth-discrete average moisture content measured during ABBL's 2007 investigation (see report Section 1.4.3).

Table 3B
Cover Soil Analytical Results
Detected Metal Concentrations

Cover Soil Report
Former CalCompact Landfill
Carson, California

Dry Wt. Conc.*	Reported Conc.*	VQ	LQ	MDL	PQL	Units	Boring ID	Sample ID	Landfill Cell	Primary (P0) or Dup (D)	Com-posite	Depth (ft bgs)
Lead												
8.710000	8.71			0.0601	0.570	mg/kg	SBP07	SBP07-25.0	A2	P0		25.000
8.690000	8.69			0.0664	0.630	mg/kg	SBN07	SBN07-14.5	A4	P0		14.500
8.680000	8.68			0.0559	0.530	mg/kg	SBG08	SBG08-0.5-3.0	A3	P0	COMP	0.000
8.670000	8.67			0.0633	0.600	mg/kg	SBF06	SBF06-8.0	A3	P0		8.000
8.658300	7.55			2.5	5.0	mg/kg	SBP03	A2-P3-SB45-12'-D	A2	P0		12.000
8.510000	8.51			0.0633	0.600	mg/kg	SBQ05	SBQ05-21.5	A2	P0		21.500
8.480000	8.48			0.0685	0.650	mg/kg	SBJ12	SBJ12-10.0	A3	P0		10.000
8.470000	8.47			0.0601	0.570	mg/kg	SBO06	SBO06-20.0	A2	P0		20.000
8.455100	8.10		J	2.5	5.0	mg/kg	SBE02	A1-E2-SB25-0.5'-D	A1	P0		0.500
8.450000	8.45			0.0601	0.570	mg/kg	SBR12	SBR12-17.0	A5	P0		17.000
8.420000	8.42			0.0633	0.600	mg/kg	SBF05	SBF05-6.5	A3	P0		6.500
8.380000	8.38		J	0.0611	0.580	mg/kg	SBP10	SBP110-15.0	A4	D		15.000
8.353400	6.95			2.5	5.0	mg/kg	SBA02	A1-A2-SB29-8'-D	A1	P0		8.000
8.320000	8.32			0.0622	0.590	mg/kg	SBKLM2	SBKLM-PS-5.0	A3,	P0	COMP	5.000
8.210000	8.21			0.0643	0.610	mg/kg	SBI11	SBI11-10.0	A3	P0		10.000
8.190000	8.19			0.0654	0.620	mg/kg	SBS10	SBS10-13.0	A2	P0		13.000
8.150000	8.15			0.0675	0.640	mg/kg	SBH11-P1	SBH11-PS1-5.0	A3	P0		5.000
8.126400	7.20			2.5	5.0	mg/kg	SBM01	A2-M1-SB13-7'-D	A2	P0		7.000
8.110000	8.11			0.0633	0.600	mg/kg	SBH10	SBH10-18.5	A3	P0		18.500
8.090000	8.09			0.0664	0.630	mg/kg	SBS09	SBS09-3.5	A2	P0		3.500
8.050000	8.05			0.0633	0.600	mg/kg	SBV12	SBV12-6.0	A2	P0		6.000
8.012000	6.65			2.5	5.0	mg/kg	SBA01	A1-A1-SB1-4'-D	A1	P0		4.000
8.000000	8.00			0.0580	0.550	mg/kg	SBT07-T1	SBT07-T1-T2	A2	P0	COMP	0.000
7.985400	7.65			2.5	5.0	mg/kg	SBK02	A2-K2-SB19-CM-0.5'-5'	A2	P0	COMP	0.000
7.960000	7.96			0.0622	0.590	mg/kg	SBI10	SBI10-5.0	A3	P0		5.000
7.910000	7.91			0.0611	0.580	mg/kg	SBP08	SBP08-15.0-20.0	A4	P0	COMP	0.000
7.881000	7.55			2.5	5.0	mg/kg	SBL03	A2-L3-SB41-CM-0.5'-5'	A2	P0	COMP	0.000
7.870000	7.87			0.0580	0.550	mg/kg	SBM04	SBM04-15.0	A2	P0		15.000
7.820000	7.82			0.0590	0.560	mg/kg	SBJ13-P1	SBJ13-PS1-2.5	A3	P0		2.500
7.810000	7.81			0.0548	0.520	mg/kg	SBJ11	SBJ11-10.0	A3	P0		10.000
7.770000	7.77			0.0590	0.560	mg/kg	SBI12	SBI112-5.0	A3	D		5.000
7.730000	7.73			0.0601	0.570	mg/kg	SBQ12	SBQ112-15.0	A5	D		15.000
7.724400	7.40			2.5	5.0	mg/kg	SBO03	A2-O3-SB44-CM-0.5'-4'	A2	P0	COMP	0.000
7.670000	7.67			0.0601	0.570	mg/kg	SBG09	SBG09-5.0	A3	P0		5.000
7.670000	7.67			0.0611	0.580	mg/kg	SBN08	SBN08-14.0	A4	P0		14.000
7.660300	6.45			2.5	5.0	mg/kg	SBL02	A2-L2-SB18-10'-D	A2	P0		10.000
7.630000	7.63			0.0601	0.570	mg/kg	SBQ10	SBQ10-12.5	A4	P0		12.500
7.624300	6.90			2.5	5.0	mg/kg	SBA03	A3-A3-SB30-2'-D	A3	P0		2.000
7.590000	7.59			0.0727	0.690	mg/kg	SBT13-P2	SBT113-PS2-15.0	A5	D		15.000
7.540000	7.54			0.0654	0.620	mg/kg	SBF08-P1	SBF08-PS1-6.5	A3	P0		6.500
7.515700	7.20			2.5	5.0	mg/kg	SBG01	A1-G1-SB7-0.5'-D	A1	P0		0.500
7.490000	7.49			0.0548	0.520	mg/kg	SBL08	SBL08-0.5	A4	P0		0.500
7.390000	7.39			0.0569	0.540	mg/kg	SBR13-P1	SBR13-PS1-11.5	A5	P0		11.500
7.380000	7.38			0.0611	0.580	mg/kg	SBS11	SBS11-5.0	A5	P0		5.000
7.359100	7.05			2.5	5.0	mg/kg	SBC02	A1-C2-SB27-CM-0.5'-5'	A1	P0	COMP	0.000

Notes: Results sorted by: 1) parameter; 2) highest to lowest detected concentration; VQ - ABBL validation flag; LQ - lab qualifier; "J" - the result is an estimated quantity; "D" - analysis required dilution; "B" - analyte detected in blank; composite samples are indicated by the abbreviation "COMP". *The 2006 Tetra Tech results were converted from wet weight to dry weight based on depth-discrete average moisture content measured during ABBL's 2007 investigation (see report Section 1.4.3).

Table 3B
Cover Soil Analytical Results
Detected Metal Concentrations

Cover Soil Report
Former CalCompact Landfill
Carson, California

Dry Wt. Conc.*	Reported Conc.*	VQ	LQ	MDL	PQL	Units	Boring ID	Sample ID	Landfill Cell	Primary (P0) or Dup (D)	Com-posite	Depth (ft bgs)
Lead												
7.310000	7.31			0.0633	0.600	mg/kg	SBQRST	SBQRST-PS-5.0	A5	P0	COMP	5.000
7.254700	6.95			2.5	5.0	mg/kg	SBI01	A2-I1-SB9-0.5'-D	A2	P0		0.500
7.250000	7.25			0.0590	0.560	mg/kg	SBP05	SBP05-15.0-20.0	A2	P0	COMP	0.000
7.250000	7.25			0.0580	0.550	mg/kg	SBS13-P1	SBS13-PS1-4.0	A5	P0		4.000
7.230000	7.23			0.0601	0.570	mg/kg	SBM08	SBM08-14.5	A4	P0		14.500
7.230000	7.23			0.0611	0.580	mg/kg	SBN05	SBN05-15.0-20.0	A2	P0	COMP	0.000
7.130000	7.13			0.0590	0.560	mg/kg	SBQ12	SBQ12-15.0	A5	P0		15.000
7.130000	7.13			0.0622	0.590	mg/kg	SBR08	SBR08-9.0	A2	P0		9.000
7.110000	7.11			0.0749	0.710	mg/kg	SBT13-P2	SBT13-PS2-15.0	A5	P0		15.000
7.098100	6.80			2.5	5.0	mg/kg	SBJ01	A3-J1-SB10-CM-0.5'-4'	A3	P0	COMP	0.000
7.070000	7.07			0.0664	0.630	mg/kg	SBM06	SBM06-4.5	A4	P0		4.500
7.045900	6.75			2.5	5.0	mg/kg	SBO02	A2-O2-SB15-CM-0.5'-5'	A2	P0	COMP	0.000
6.940000	6.94			0.0601	0.570	mg/kg	SBN06	SBN06-8.0	A4	P0		8.000
6.888400	5.80			2.5	5.0	mg/kg	SBM03	A2-M3-SB42-10'-D-Dup	A2	D		10.000
6.870000	6.87			0.0685	0.650	mg/kg	SBO09	SBO09-25.0	A4	P0		25.000
6.830000	6.83			0.0601	0.570	mg/kg	SBR11	SBR11-5.0	A5	P0		5.000
6.830000	6.83			0.0633	0.600	mg/kg	SBU09-T2	SBU09-T2-15.0	A2	P0		15.000
6.790000	6.79			0.0611	0.580	mg/kg	SBH10	SBH10-5.0	A3	P0		5.000
6.790000	6.79			0.0622	0.590	mg/kg	SBN05	SBN05-25.0	A2	P0		25.000
6.780000	6.78	J		0.0749	0.710	mg/kg	SBF05-P2	SBF105-PS2-15.0	A3	D		15.000
6.740000	6.74			0.0717	0.680	mg/kg	SBT13-P1	SBT13-PS1-15	A5	P0		15.000
6.640000	6.64	J		0.0727	0.690	mg/kg	SBH10-P1	SBH10-PS1-15.0	A3	P0		15.000
6.630000	6.63			0.0727	0.690	mg/kg	SBV11-P1	SBV11-PS1-15.0	A2	P0		15.000
6.366800	5.45			2.5	5.0	mg/kg	SBL02	A2-L2-SB18-5'-D-Dup	A2	D		5.000
6.350000	6.35			0.0633	0.600	mg/kg	SBJ13-P2	SBJ13-PS2-8.5	A3	P0		8.500
6.210900	5.95			2.5	5.0	mg/kg	SBF03	A3-F3-SB35-0.5'-D-Dup	A3	D		0.500
6.130000	6.13			0.0601	0.570	mg/kg	SBO05	SBO05-20.0	A2	P0		20.000
6.122400	5.10			2.5	5.0	mg/kg	SBJ02	A2-J2-SB20-9'-D	A2	P0		9.000
6.070000	6.07			0.0622	0.590	mg/kg	SBQ07	SBQ07-8.0	A2	P0		8.000
5.980000	5.98			0.0590	0.560	mg/kg	SBO13-P1	SBO13-PS1-3.0	A5	P0		3.000
5.897700	5.65			2.5	5.0	mg/kg	SBN01	A2-N1-SB14-CM-0.5'-5'	A2	P0	COMP	0.000
5.845500	5.60			2.5	5.0	mg/kg	SBJ02	A2-J2-SB20-CM-0.5'-5'	A2	P0	COMP	0.000
5.730000	5.73	J		0.0590	0.560	mg/kg	SBG10-P1	SBG110-PS1-4.5	A3	D		4.500
5.688900	5.45			2.5	5.0	mg/kg	SBD02	A1-D2-SB26-CM-0.5'-5'	A1	P0	COMP	0.000
5.650000	5.65			0.0622	0.590	mg/kg	SBG09-P1	SBG09-PS1-5.0	A3	P0		5.000
5.535700	4.65		J	2.5	5.0	mg/kg	SBF04	A3-F4-SB55-3'-D	A3	P0		3.000
5.440000	5.44			0.0590	0.560	mg/kg	SBP13-P1	SBP13-PS1-3.0	A5	P0		3.000
5.430000	5.43			0.0601	0.570	mg/kg	SBI12	SBI12-5.0	A3	P0		5.000
5.408700	4.50		J	2.5	5.0	mg/kg	SBB02	A1-B2-SB28-8'-D	A1	P0		8.000
5.375800	5.15			2.5	5.0	mg/kg	SBA03	A3-A3-SB30-0.5'-D	A3	P0		0.500
5.375800	5.15			2.5	5.0	mg/kg	SBK02	A2-K2-SB19-CM-0.5'-5'-Dup	A2	D	COMP	0.000
5.323600	5.10			2.5	5.0	mg/kg	SBE03	A3-E3-SB34-CM-0.5'-5'	A3	P0	COMP	0.000
5.301200	4.40		J	2.5	5.0	mg/kg	SBH01	A1-H1-SB8-4'-D	A1	P0		4.000
5.260000	5.26			0.0569	0.540	mg/kg	SBP11	SBP11-5.0	A5	P0		5.000
5.167000	4.95		J	2.5	5.0	mg/kg	SBF04	A3-F4-SB55-0.5'-D	A3	P0		0.500

Notes: Results sorted by: 1) parameter; 2) highest to lowest detected concentration; VQ - ABBL validation flag; LQ - lab qualifier; "J" - the result is an estimated quantity; "D" - analysis required dilution; "B" - analyte detected in blank; composite samples are indicated by the abbreviation "COMP". *The 2006 Tetra Tech results were converted from wet weight to dry weight based on depth-discrete average moisture content measured during ABBL's 2007 investigation (see report Section 1.4.3).

Table 3B
Cover Soil Analytical Results
Detected Metal Concentrations

Cover Soil Report
Former CalCompact Landfill
Carson, California

Dry Wt. Conc.*	Reported Conc.*	VQ	LQ	MDL	PQL	Units	Boring ID	Sample ID	Landfill Cell	Primary (P0) or Dup (D)	Com-posite	Depth (ft bgs)
Lead												
5.119000	4.30	J	J	2.5	5.0	mg/kg	SBI02	A2-I2-SB21-3'-D	A2	P0		3.000
5.106900	4.30		J	2.5	5.0	mg/kg	SBL02	A2-L2-SB18-10'-D-Dup	A2	D		10.000
4.867800	4.05		J	2.5	5.0	mg/kg	SBG04	A3-G4-SB56-8'-D	A3	P0		8.000
4.821400	4.05		J	2.5	5.0	mg/kg	SBF02	A1-F2-SB24-3'-D	A1	P0		3.000
4.751400	4.30		J	2.5	5.0	mg/kg	SBB01	A1-B1-SB2-2'-D	A1	P0		2.000
4.642900	3.90	J	J	2.5	5.0	mg/kg	SBG02	A1-G2-SB23A-3'-D	A1	P0		3.000
4.592900	4.40		J	2.5	5.0	mg/kg	SBG02	A1-G2-SB23A-0.5'-D	A1	P0		0.500
4.540700	4.35		J	2.5	5.0	mg/kg	SBH02	A1-H2-SB22-CM-0.5'-10'	A1	P0	COMP	0.000
4.540700	4.35		J	2.5	5.0	mg/kg	SBK01	A2-K1-SB11-CM-0.5'-5'	A2	P0	COMP	0.000
4.518100	3.75		J	2.5	5.0	mg/kg	SBB03	A3-B3-SB31-13'-D	A3	P0		13.000
4.513100	3.80		J	2.5	5.0	mg/kg	SBN03	A2-N3-SB43-10'-D	A2	P0		10.000
4.464300	3.75	J	J	2.5	5.0	mg/kg	SBG03	A3-G3-SB36-3'-D	A3	P0		3.000
4.458200	3.95		J	2.5	5.0	mg/kg	SBK02	A2-K2-SB19-7'-D-Dup	A2	D		7.000
4.401800	3.90		J	2.5	5.0	mg/kg	SBC02	A1-C2-SB27-7'-D	A1	P0		7.000
4.345400	3.85		J	2.5	5.0	mg/kg	SBK02	A2-K2-SB19-7'-D	A2	P0		7.000
4.230000	4.23			0.0590	0.560	mg/kg	SBL13-P1	SBL13-PS1-9.5	A3	P0		9.500
4.227600	4.05		J	2.5	5.0	mg/kg	SBL01	A2-L1-SB12-CM-0.5'-5'	A2	P0	COMP	0.000
4.220000	4.22		B	0.0611	0.580	mg/kg	SBH09	SBH09-5.0	A3	P0		5.000
4.216200	3.55		J	2.5	5.0	mg/kg	SBM03	A2-M3-SB42-10'-D	A2	P0		10.000
4.206700	3.50		J	2.5	5.0	mg/kg	SBL03	A2-L3-SB41-8'-D	A2	P0		8.000
4.123200	3.95	J	J	2.5	5.0	mg/kg	SBE02	A1-E2-SB25-0.5'-D-Dup	A1	D		0.500
4.119600	3.65		J	2.5	5.0	mg/kg	SBK01	A2-K1-SB11-7'-D	A2	P0		7.000
3.988100	3.35		J	2.5	5.0	mg/kg	SBI01	A2-I1-SB9-3'-D	A2	P0		3.000
3.740000	3.74			0.0548	0.520	mg/kg	SBV09-T4	SBV09-T4-2.0	A2	P0		2.000
3.653400	3.50		J	2.5	5.0	mg/kg	SBG02	A1-G2-SB23A-0.5'-D-Dup	A1	D		0.500
3.555000	3.10		J	2.5	5.0	mg/kg	SBD03	A3-D3-SB33-12'-D	A3	P0		12.000
3.535900	3.20		J	2.5	5.0	mg/kg	SBE01	A1-E1-SB5-2'-D	A1	P0		2.000
3.496900	3.35		J	2.5	5.0	mg/kg	SBF01	A1-F1-SB6-0.5'-D	A1	P0		0.500
3.383000	2.95		J	2.5	5.0	mg/kg	SBC03	A3-C3-SB32-12'-D	A3	P0		12.000
3.313300	2.75		J	2.5	5.0	mg/kg	SBB03	A3-B3-SB31-13'-D-Dup	A3	D		13.000
3.288100	3.15	J	J	2.5	5.0	mg/kg	SBG03	A3-G3-SB36-0.5'-D	A3	P0		0.500
3.154200	2.70		J	2.5	5.0	mg/kg	SBE02	A1-E2-SB25-5'-D-Dup	A1	D		5.000
3.027100	2.90		J	2.5	5.0	mg/kg	SBE01	A1-E1-SB5-0.5'-D	A1	P0		0.500
2.983400	2.70		J	2.5	5.0	mg/kg	SBF01	A1-F1-SB6-2'-D	A1	P0		2.000
2.920600	2.50		J	2.5	5.0	mg/kg	SBE02	A1-E2-SB25-5'-D	A1	P0		5.000
Mercury												
0.355000	0.355			0.00148	0.0950	mg/kg	SBK05	SBK05-3.5'	A4	P0		3.500
0.179000	0.179			0.00163	0.104	mg/kg	SBL04	SBL04-4.0	A4	P0		4.000
0.178600	0.150		J	0.1	0.2	mg/kg	SBG02	A1-G2-SB23A-3'-D-Dup	A1	D		3.000
0.177000	0.177			0.00167	0.107	mg/kg	SBR10	SBR10-9.5	A5	P0		9.500
0.171000	0.171			0.00174	0.112	mg/kg	SBR05-P2	SBR05-PS2-3.5	A2	P0		3.500
0.163000	0.163			0.00163	0.104	mg/kg	SBT10	SBT10-6.5	A2	P0		6.500
0.158000	0.158			0.00134	0.0860	mg/kg	SBN12	SBN12-0.5	A5	P0		0.500
0.154000	0.154			0.00172	0.110	mg/kg	SBE03-P1	SBE03-PS1-15.0	A3	P0		15.000

Notes: Results sorted by: 1) parameter; 2) highest to lowest detected concentration; VQ - ABBL validation flag; LQ - lab qualifier; "J" - the result is an estimated quantity; "D" - analysis required dilution; "B" - analyte detected in blank; composite samples are indicated by the abbreviation "COMP". *The 2006 Tetra Tech results were converted from wet weight to dry weight based on depth-discrete average moisture content measured during ABBL's 2007 investigation (see report Section 1.4.3).

Table 3B
Cover Soil Analytical Results
Detected Metal Concentrations

Cover Soil Report
Former CalCompact Landfill
Carson, California

Dry Wt. Conc.*	Reported Conc.*	VQ	LQ	MDL	PQL	Units	Boring ID	Sample ID	Landfill Cell	Primary (P0) or Dup (D)	Com-posite	Depth (ft bgs)
Mercury												
0.154000	0.154			0.00170	0.108	mg/kg	SBS06-P1	SBS06-PS1-3.0	A2	P0		3.000
0.153000	0.153			0.00155	0.0995	mg/kg	SBN09	SBN09-13.5	A4	P0		13.500
0.145000	0.145			0.00134	0.0860	mg/kg	SBK07	SBK07-0.5	A4	P0		0.500
0.145000	0.145			0.00142	0.0910	mg/kg	SBU09-T3	SBU09-T3-0.5-3.5	A2	P0	COMP	0.000
0.143000	0.143			0.00148	0.0950	mg/kg	SBQ09	SBQ09-15.0	A4	P0		15.000
0.142000	0.142			0.00174	0.112	mg/kg	SBO11	SBO11-4.0	A5	P0		4.000
0.139000	0.139			0.00165	0.106	mg/kg	SBP10	SBP10-15.0	A4	P0		15.000
0.134000	0.134			0.00139	0.0890	mg/kg	SBM13-P2	SBM13-P2-1.0	A5	P0		1.000
0.131000	0.131			0.00179	0.114	mg/kg	SBI12-P1	SBI12-PS1-15.0	A3	P0		15.000
0.124000	0.124			0.00179	0.114	mg/kg	SBR06	SBR06-9.0	A2	P0		9.000
0.122000	0.122			0.00157	0.100	mg/kg	SBP09	SBP09-24.5	A4	P0		24.500
0.122000	0.122			0.00163	0.104	mg/kg	SBR10	SBR110-9.5	A5	D		9.500
0.118000	0.118			0.00148	0.0950	mg/kg	SBP03-T1	SBP03-T1-T2	A2	P0	COMP	0.000
0.115000	0.115			0.00152	0.0970	mg/kg	SBN11	SBN11-3.5	A5	P0		3.500
0.114000	0.114			0.00155	0.0995	mg/kg	SBH10	SBH10-18.5	A3	P0		18.500
0.114000	0.114			0.00170	0.108	mg/kg	SBH10-P1	SBH10-PS1-5.0	A3	P0		5.000
0.112000	0.112	J		0.00161	0.103	mg/kg	SBG10-P1	SBG10-PS1-4.5	A3	P0		4.500
0.112000	0.112		J	0.00181	0.116	mg/kg	SBV11-P1	SBV11-PS1-15.0	A2	P0		15.000
0.111000	0.111		J	0.00189	0.121	mg/kg	SBF05-P1	SBF05-PS1-15.0	A3	P0		15.000
0.109000	0.109			0.00170	0.108	mg/kg	SBS08	SBS08-6.0	A2	P0		6.000
0.108000	0.108			0.00145	0.0930	mg/kg	SBJ03	SBJ03-0.5-3.0	A4	P0	COMP	0.000
0.106000	0.106		J	0.00167	0.107	mg/kg	SBP05	SBP05-26.0	A2	P0		26.000
0.105000	0.105			0.00147	0.0940	mg/kg	SBO09	SBO09-15.0-20.0	A4	P0	COMP	0.000
0.104000	0.104			0.00159	0.102	mg/kg	SBM13-P1	SBM13-PS1-5.0	A3	P0		5.000
0.102000	0.102			0.00150	0.0960	mg/kg	SBQ09	SBQ09-0.5-10.0	A4	P0	COMP	0.000
0.101000	0.101		J	0.00165	0.106	mg/kg	SBO02-T2	SBO02-T2-4.5	A2	P0		4.500
0.101000	0.101			0.00152	0.0970	mg/kg	SBO09	SBO09-0.5-10.0	A4	P0	COMP	0.000
0.101000	0.101			0.00148	0.0950	mg/kg	SBP03-T1	SBP03-T1-T2D	A2	D	COMP	0.000
0.101000	0.101		J	0.00165	0.106	mg/kg	SBQ04	SBQ04-4.0	A2	P0		4.000
0.099300	0.0993		J	0.00157	0.100	mg/kg	SBS12	SBS12-5.0	A5	P0		5.000
0.097000	0.0970		J	0.00161	0.103	mg/kg	SBN01-2T2	SBN101-2T2-8.5	A2	D		8.500
0.096600	0.0966		J	0.00165	0.106	mg/kg	SBR05-T2	SBR105-T2-5.5	A2	D		5.500
0.096500	0.0965		J	0.00167	0.107	mg/kg	SBQ04-T2	SBQ04-T2-4.5	A2	P0		4.500
0.094900	0.0949			0.00139	0.0890	mg/kg	SBTUV	SBTUV-0.5	A2,	P0	COMP	0.500
0.094700	0.0947		J	0.00163	0.104	mg/kg	SBN01-T2	SBN01-T2-4.5	A2	P0		4.500
0.094500	0.0945		J	0.00165	0.106	mg/kg	SBT07-T2	SBT07-T2-8.0	A2	P0		8.000
0.093100	0.0931			0.00139	0.0890	mg/kg	SBKLM	SBKLM-1.0	A3	P0	COMP	1.000
0.092900	0.0929		J	0.00189	0.121	mg/kg	SBH10-P1	SBH110-PS1-15.0	A3	D		15.000
0.091400	0.0914		J	0.00144	0.0920	mg/kg	SBRS	SBRS-1.0	A5	P0	COMP	1.000
0.090200	0.0902		J	0.00181	0.116	mg/kg	SBT13-P2	SBT113-PS2-15.0	A5	D		15.000
0.090200	0.0902		J	0.00159	0.102	mg/kg	SBV10-T1	SBV10-T1-4.5	A2	P0		4.500
0.090100	0.0901		J	0.00174	0.112	mg/kg	SBP03-T2	SBP03-T2-4.0	A2	P0		4.000
0.090000	0.0900		J	0.00179	0.114	mg/kg	SBU09-P2	SBU09-PS2-3.5	A2	P0		3.500
0.089900	0.0899			0.00139	0.0890	mg/kg	SBQ06	SBQ06-0.5	A2	P0		0.500
0.089400	0.0894		J	0.00153	0.0980	mg/kg	SBT12	SBT12-7.0	A5	P0		7.000

Notes: Results sorted by: 1) parameter; 2) highest to lowest detected concentration; VQ - ABBL validation flag; LQ - lab qualifier; "J" - the result is an estimated quantity; "D" - analysis required dilution; "B" - analyte detected in blank; composite samples are indicated by the abbreviation "COMP". *The 2006 Tetra Tech results were converted from wet weight to dry weight based on depth-discrete average moisture content measured during ABBL's 2007 investigation (see report Section 1.4.3).

Table 3B
Cover Soil Analytical Results
Detected Metal Concentrations

Cover Soil Report
Former CalCompact Landfill
Carson, California

Dry Wt. Conc.*	Reported Conc.*	VQ	LQ	MDL	PQL	Units	Boring ID	Sample ID	Landfill Cell	Primary (P0) or Dup (D)	Com-posite	Depth (ft bgs)
Mercury												
0.088800	0.0888		J	0.00157	0.100	mg/kg	SBO04	SBO04-9.5	A2	P0		9.500
0.088800	0.0888		J	0.00161	0.103	mg/kg	SBQ06	SBQ06-5.0	A2	P0		5.000
0.087800	0.0878		J	0.00163	0.104	mg/kg	SBT08-P1	SBT08-PS1-3.0	A2	P0		3.000
0.086400	0.0864		J	0.00138	0.0880	mg/kg	SBQ04	SBQ04-0.5	A2	P0		0.500
0.086100	0.0861		J	0.00177	0.113	mg/kg	SBU13-P1	SBU13-PS1-15.0	A2	P0		15.000
0.084900	0.0849		J	0.00136	0.0870	mg/kg	SBI10	SBI10-0.5	A3	P0		0.500
0.084000	0.0840		J	0.00138	0.0880	mg/kg	SBKLM	SBKLM-0.5	A3	P0	COMP	0.500
0.082700	0.0827		J	0.00165	0.106	mg/kg	SBU09-T1	SBU09-T1-8.5	A2	P0		8.500
0.082400	0.0824		J	0.00161	0.103	mg/kg	SBIJ	SBIJ-PS-5.0	A3	P0	COMP	5.000
0.082000	0.0820		J	0.00167	0.107	mg/kg	SBK13-P1	SBK13-PS1-9.0	A3	P0		9.000
0.081800	0.0818		J	0.00161	0.103	mg/kg	SBEF	SBEF-PS-5.0	A3	P0	COMP	5.000
0.080900	0.0809		J	0.00153	0.0980	mg/kg	SBO10	SBO10-0.5-10.0	A4	P0	COMP	0.000
0.080500	0.0805		J	0.00145	0.0930	mg/kg	SBP05	SBP05-15.0-20.0	A2	P0	COMP	0.000
0.080200	0.0802		J	0.00136	0.0870	mg/kg	SBJ11	SBJ11-10.0	A3	P0		10.000
0.079900	0.0799		J	0.00150	0.0960	mg/kg	SBR06	SBR06-0.5-4.0	A2	P0	COMP	0.000
0.079000	0.0790		J	0.00157	0.100	mg/kg	SBV12-P1	SBV12-PS1-15.0	A2	P0		15.000
0.078800	0.0788		J	0.00170	0.108	mg/kg	SBV13-P1	SBV13-PS1-15.0	A2	P0		15.000
0.078600	0.0786		J	0.00163	0.104	mg/kg	SBR07	SBR07-8.0	A2	P0		8.000
0.078400	0.0784		J	0.00153	0.0980	mg/kg	SBN04	SBN04-15.0-20.0	A2	P0	COMP	0.000
0.078300	0.0783		J	0.00165	0.106	mg/kg	SBU09-P1	SBU09-PS1-4.0	A2	P0		4.000
0.077200	0.0772		J	0.00134	0.0860	mg/kg	SBS12	SBS12-0.5	A5	P0		0.500
0.076500	0.0765		J	0.00163	0.104	mg/kg	SBV09-T3	SBV09-T3-8.0	A2	P0		8.000
0.076400	0.0764		J	0.00150	0.0960	mg/kg	SBR07	SBR07-0.5-6.0	A2	P0	COMP	0.000
0.076200	0.0762		J	0.00138	0.0880	mg/kg	SBQRST	SBQRST-1.0	A5	P0	COMP	1.000
0.076200	0.0762		J	0.00157	0.100	mg/kg	SBV09-T2	SBV09-T2-9.0	A2	P0		9.000
0.075800	0.0758		J	0.00155	0.0995	mg/kg	SBN01	SBN01-2T2-8.5	A2	P0		8.500
0.075700	0.0757		J	0.00142	0.0910	mg/kg	SBUV	SBUV-0.5	A2	P0	COMP	0.500
0.075600	0.0756		J	0.00141	0.0900	mg/kg	SBRS	SBRS-0.5	A5	P0	COMP	0.500
0.075000	0.0750		J	0.00145	0.0930	mg/kg	SBUV	SBUV-1.0	A2	P0	COMP	1.000
0.074600	0.0746		J	0.00157	0.100	mg/kg	SBO10	SBO10-13.0	A4	P0		13.000
0.073300	0.0733		J	0.00142	0.0910	mg/kg	SBNO	SBNO-1.0	A5	P0	COMP	1.000
0.073100	0.0731		J	0.00187	0.120	mg/kg	SBV11-P2	SBV11-PS2-15.0	A2	P0		15.000
0.072600	0.0726		J	0.00136	0.0870	mg/kg	SBIJ	SBIJ-0.5	A3	P0	COMP	0.500
0.072200	0.0722		J	0.00134	0.0860	mg/kg	SBR11	SBR11-0.5	A5	P0		0.500
0.072100	0.0721		J	0.00167	0.107	mg/kg	SBQ05	SBQ05-15.0-17.0	A2	P0	COMP	0.000
0.071700	0.0717		J	0.00172	0.110	mg/kg	SBO12	SBO12-4.0	A5	P0		4.000
0.071000	0.0710		J	0.00136	0.0870	mg/kg	SBP11	SBP11-0.5	A5	P0		0.500
0.071000	0.0710		J	0.00152	0.0970	mg/kg	SBS06	SBS06-0.5-5.0	A2	P0	COMP	0.000
0.069800	0.0698		J	0.00141	0.0900	mg/kg	SBNO	SBNO-0.5	A5	P0	COMP	0.500
0.069800	0.0698		J	0.00141	0.0900	mg/kg	SBPQ	SBPQ0.5	A5	P0	COMP	0.500
0.069800	0.0698		J	0.00152	0.0970	mg/kg	SBV09-T1	SBV09-T1-9.0	A2	P0		9.000
0.069600	0.0696		J	0.00179	0.114	mg/kg	SBI11-P1	SBI11-PS1-15.0	A3	P0		15.000
0.069600	0.0696		J	0.00152	0.0970	mg/kg	SBT09	SBT09-4.0	A2	P0		4.000
0.069500	0.0695		J	0.00152	0.0970	mg/kg	SBH09	SBH09-5.0	A3	P0		5.000
0.069300	0.0693		J	0.00138	0.0880	mg/kg	SBIJ	SBIJ-1.0	A3	P0	COMP	1.000

Notes: Results sorted by: 1) parameter; 2) highest to lowest detected concentration; VQ - ABBL validation flag; LQ - lab qualifier; "J" - the result is an estimated quantity; "D" - analysis required dilution; "B" - analyte detected in blank; composite samples are indicated by the abbreviation "COMP". *The 2006 Tetra Tech results were converted from wet weight to dry weight based on depth-discrete average moisture content measured during ABBL's 2007 investigation (see report Section 1.4.3).

Table 3B
Cover Soil Analytical Results
Detected Metal Concentrations

Cover Soil Report
Former CalCompact Landfill
Carson, California

Dry Wt. Conc.*	Reported Conc.*	VQ	LQ	MDL	PQL	Units	Boring ID	Sample ID	Landfill Cell	Primary (P0) or Dup (D)	Com-posite	Depth (ft bgs)
Mercury												
0.069100	0.0691		J	0.00152	0.0970	mg/kg	SBTUV	SBTUV-PS-5.0	A2,	P0	COMP	5.000
0.068800	0.0688		J	0.00147	0.0940	mg/kg	SBN04	SBN04-0.5-10.0	A2	P0	COMP	0.000
0.067900	0.0679		J	0.00152	0.0970	mg/kg	SBN01-T1	SBN01-T1-T2D	A2	D	COMP	0.000
0.067700	0.0677		J	0.00141	0.0900	mg/kg	SBTUV	SBTUV-1.0	A2,	P0	COMP	1.000
0.067000	0.0670		J	0.00142	0.0910	mg/kg	SBQ05	SBQ05-0.5-10.0	A2	P0	COMP	0.000
0.066900	0.0669		J	0.00152	0.0970	mg/kg	SBP13-P2	SBP13-PS2-4.0	A5	P0		4.000
0.066600	0.0666		J	0.00150	0.0960	mg/kg	SBJ11	SBJ11-0.5-5.0	A3	P0	COMP	0.000
0.066500	0.0665		J	0.00138	0.0880	mg/kg	SBNOP	SBNOP-1.0	A5	P0	COMP	1.000
0.066500	0.0665		J	0.00165	0.106	mg/kg	SBS06	SBS106-10.0	A2	D		10.000
0.066100	0.0661		J	0.00159	0.102	mg/kg	SBS07	SBS07-10.0	A2	P0		10.000
0.065900	0.0659		J	0.00148	0.0950	mg/kg	SBO06	SBO06-0.5-15.0	A2	P0	COMP	0.000
0.065700	0.0657		J	0.00150	0.0960	mg/kg	SBQ12	SBQ112-15.0	A5	D		15.000
0.065600	0.0656		J	0.00148	0.0950	mg/kg	SBJ12	SBJ12-0.5-5.0	A3	P0	COMP	0.000
0.065400	0.0654		J	0.00148	0.0950	mg/kg	SBE04-P1	SBE04-PS1-3.0	A3	P0		3.000
0.065300	0.0653		J	0.00167	0.107	mg/kg	SBU09-P2	SBU109-PS2-3.5	A2	D		3.500
0.064900	0.0649		J	0.00170	0.108	mg/kg	SBQ11	SBQ11-15.0	A5	P0		15.000
0.064400	0.0644		J	0.00144	0.0920	mg/kg	SBV09-T1	SBV09-T1-0.5-5.0	A2	P0	COMP	0.000
0.064300	0.0643		J	0.00147	0.0940	mg/kg	SBPQ	SBPQ-1.0	A5	P0	COMP	1.000
0.064000	0.0640		J	0.00152	0.0970	mg/kg	SBN01	SBN01-2T1-2T2	A2	P0	COMP	0.000
0.063700	0.0637		J	0.00161	0.103	mg/kg	SBV11	SBV11-6.0	A2	P0		6.000
0.061900	0.0619		J	0.00152	0.0970	mg/kg	SBU08-T2	SBU08-T2-7.5	A2	P0		7.500
0.061600	0.0616		J	0.00145	0.0930	mg/kg	SBV09-T2	SBV09-T2-0.5-5.0	A2	P0	COMP	0.000
0.061400	0.0614		J	0.00134	0.0860	mg/kg	SBGH	SBGH-0.5	A3	P0	COMP	0.500
0.061400	0.0614		J	0.00136	0.0870	mg/kg	SBGH	SBGH-1.0	A3	P0	COMP	1.000
0.060900	0.0609		J	0.00147	0.0940	mg/kg	SBP08	SBP08-0.5-10.0	A4	P0	COMP	0.000
0.060500	0.0605		J	0.00150	0.0960	mg/kg	SBO06	SBO06-20.0	A2	P0		20.000
0.060100	0.0601		J	0.00145	0.0930	mg/kg	SBN13-P1	SBN13-PS1-4.5	A5	P0		4.500
0.060000	0.0600		J	0.00153	0.0980	mg/kg	SBN01-T1	SBN01-T1-T2	A2	P0	COMP	0.000
0.059200	0.0592		J	0.00133	0.0850	mg/kg	SBL12	SBL12-0.5	A3	P0		0.500
0.059100	0.0591		J	0.00157	0.100	mg/kg	SBT07-P1	SBT107-PS1-3.0	A2	D		3.000
0.058600	0.0586		J	0.00167	0.107	mg/kg	SBH11-P1	SBH11-PS1-5.0	A3	P0		5.000
0.058500	0.0585		J	0.00136	0.0870	mg/kg	SBJ05	SBJ05-0.5	A4	P0		0.500
0.058400	0.0584		J	0.00153	0.0980	mg/kg	SBP06	SBP06-15.0-20.0	A2	P0	COMP	0.000
0.058300	0.0583		J	0.00148	0.0950	mg/kg	SBL06	SBL06-4.5	A4	P0		4.500
0.058100	0.0581		J	0.00136	0.0870	mg/kg	SBM06	SBM06-0.5	A4	P0		0.500
0.057800	0.0578		J	0.00144	0.0920	mg/kg	SBP03-T2	SBP103-T2-4.0	A2	D		4.000
0.057800	0.0578		J	0.00145	0.0930	mg/kg	SBU09-T1	SBU09-T1-0.5-3.0	A2	P0	COMP	0.000
0.057500	0.0575		J	0.00139	0.0890	mg/kg	SBS08	SBS08-0.5	A2	P0		0.500
0.057400	0.0574		J	0.00136	0.0870	mg/kg	SBEF	SBEF-0.5	A3	P0	COMP	0.500
0.057300	0.0573		J	0.00145	0.0930	mg/kg	SBL05	SBL05-4.0	A4	P0		4.000
0.057200	0.0572		J	0.00152	0.0970	mg/kg	SBR05	SBR05-0.5-3.0	A2	P0	COMP	0.000
0.057000	0.0570		J	0.00144	0.0920	mg/kg	SBFG	SBFG-1.0	A3	P0	COMP	1.000
0.057000	0.0570		J	0.00179	0.114	mg/kg	SBT13-P1	SBT13-PS1-15	A5	P0		15.000
0.056900	0.0569		J	0.00144	0.0920	mg/kg	SBI11	SBI11-0.5-5.0	A3	P0	COMP	0.000
0.056900	0.0569		J	0.00145	0.0930	mg/kg	SBU12	SBU12-0.5-2.0	A2	P0	COMP	0.000

Notes: Results sorted by: 1) parameter; 2) highest to lowest detected concentration; VQ - ABBL validation flag; LQ - lab qualifier; "J" - the result is an estimated quantity; "D" - analysis required dilution; "B" - analyte detected in blank; composite samples are indicated by the abbreviation "COMP". *The 2006 Tetra Tech results were converted from wet weight to dry weight based on depth-discrete average moisture content measured during ABBL's 2007 investigation (see report Section 1.4.3).

Table 3B
Cover Soil Analytical Results
Detected Metal Concentrations

Cover Soil Report
Former CalCompact Landfill
Carson, California

Dry Wt. Conc.*	Reported Conc.*	VQ	LQ	MDL	PQL	Units	Boring ID	Sample ID	Landfill Cell	Primary (P0) or Dup (D)	Com-posite	Depth (ft bgs)
Mercury												
0.056700	0.0567		J	0.00155	0.0995	mg/kg	SBQ05	SBQ05-21.5	A2	P0		21.500
0.056100	0.0561		J	0.00153	0.0980	mg/kg	SBQ07	SBQ07-8.0	A2	P0		8.000
0.055600	0.0556		J	0.00163	0.104	mg/kg	SBS06-T2	SBS06-T2-7.5	A2	P0		7.500
0.055500	0.0555		J	0.00152	0.0970	mg/kg	SBH10	SBH10-5.0	A3	P0		5.000
0.055500	0.0555		J	0.00150	0.0960	mg/kg	SBP08	SBP08-24.5	A4	P0		24.500
0.055500	0.0555		J	0.00136	0.0870	mg/kg	SBQRST	SBQRST-0.5	A5	P0	COMP	0.500
0.055300	0.0553		J	0.00136	0.0870	mg/kg	SBEF	SBEF-1.0	A3	P0	COMP	1.000
0.055300	0.0553		J	0.00136	0.0870	mg/kg	SBNOP	SBNOP-0.5	A5	P0	COMP	0.500
0.055000	0.0550		J	0.00179	0.114	mg/kg	SBP12	SBP12-10.0	A5	P0		10.000
0.054900	0.0549		J	0.00155	0.0995	mg/kg	SBN04	SBN04-25.0	A2	P0		25.000
0.054500	0.0545		J	0.00153	0.0980	mg/kg	SBKLM2	SBKLM-PS-5.0	A3,	P0	COMP	5.000
0.053200	0.0532		J	0.00144	0.0920	mg/kg	SBQ07	SBQ07-0.5-5.0	A2	P0	COMP	0.000
0.053200	0.0532		J	0.00147	0.0940	mg/kg	SBR12	SBR12-0.5-15.0	A5	P0	COMP	0.000
0.053100	0.0531		J	0.00161	0.103	mg/kg	SBU11	SBU11-5.5	A2	P0		5.500
0.053000	0.0530		J	0.00134	0.0860	mg/kg	SBFG	SBFG-0.5	A3	P0	COMP	0.500
0.053000	0.0530		J	0.00142	0.0910	mg/kg	SBP12	SBP12-0.5-5.0D	A5	D	COMP	0.000
0.052800	0.0528		J	0.00165	0.106	mg/kg	SBP06	SBP06-24.0	A2	P0		24.000
0.052500	0.0525		J	0.00157	0.100	mg/kg	SBU12	SBU12-7.0	A2	P0		7.000
0.052400	0.0524		J	0.00148	0.0950	mg/kg	SBH09	SBH09-0.5-10.0	A3	P0	COMP	0.000
0.052400	0.0524		J	0.00136	0.0870	mg/kg	SBK05	SBK05-0.5	A4	P0		0.500
0.052200	0.0522		J	0.00136	0.0870	mg/kg	SBK03	SBK03-0.5	A4	P0		0.500
0.051800	0.0518		J	0.00159	0.102	mg/kg	SBI11	SBI11-10.0	A3	P0		10.000
0.051800	0.0518		J	0.00152	0.0970	mg/kg	SBQ08	SBQ08-9.0	A2	P0		9.000
0.051800	0.0518		J	0.00159	0.102	mg/kg	SBV10-P1	SBV10-PS1-5.0	A2	P0		5.000
0.051700	0.0517		J	0.00148	0.0950	mg/kg	SBM13-P2	SBM13-PS2-7.5	A5	P0		7.500
0.051700	0.0517		J	0.00144	0.0920	mg/kg	SBP05	SBP05-0.5-10.0	A2	P0	COMP	0.000
0.051300	0.0513	J	J	0.00145	0.0930	mg/kg	SBG10-P1	SBG110-PS1-4.5	A3	D		4.500
0.051000	0.0510		J	0.00153	0.0980	mg/kg	SBI10	SBI10-5.0	A3	P0		5.000
0.051000	0.0510		J	0.00144	0.0920	mg/kg	SBM04	SBM04-15.0	A2	P0		15.000
0.050700	0.0507		J	0.00134	0.0860	mg/kg	SBH08	SBH08-0.5	A3	P0		0.500
0.050500	0.0505		J	0.00150	0.0960	mg/kg	SBP04	SBP04-0.5-10.0	A2	P0	COMP	0.000
0.050400	0.0504		J	0.00187	0.120	mg/kg	SBF05-P2	SBF105-PS2-15.0	A3	D		15.000
0.050400	0.0504		J	0.00141	0.0900	mg/kg	SBR10	SBR10-0.5-5.0	A5	P0	COMP	0.000
0.050300	0.0503		J	0.00150	0.0960	mg/kg	SBN07	SBN07-0.5-10.0	A4	P0	COMP	0.000
0.050200	0.0502		J	0.00172	0.110	mg/kg	SBFG	SBFG-PS-5.0	A3	P0	COMP	5.000
0.050200	0.0502		J	0.00142	0.0910	mg/kg	SBL06	SBL06-0.5-2.0	A4	P0	COMP	0.000
0.049900	0.0499		J	0.00150	0.0960	mg/kg	SBS10	SBS10-0.5-8.0	A2	P0	COMP	0.000
0.049900	0.0499		J	0.00155	0.0995	mg/kg	SBV12	SBV12-6.0	A2	P0		6.000
0.049800	0.0498		J	0.00147	0.0940	mg/kg	SBP13-P1	SBP13-PS1-3.0	A5	P0		3.000
0.049600	0.0496		J	0.00181	0.116	mg/kg	SBH10-P1	SBH10-PS1-15.0	A3	P0		15.000
0.049300	0.0493		J	0.00142	0.0910	mg/kg	SBP12	SBP12-0.5-5.0	A5	P0	COMP	0.000
0.049300	0.0493		J	0.00142	0.0910	mg/kg	SBV11	SBV11-0.5-1.5	A2	P0	COMP	0.000
0.048700	0.0487		J	0.00147	0.0940	mg/kg	SBI12	SBI112-5.0	A3	D		5.000
0.048700	0.0487		J	0.00147	0.0940	mg/kg	SBP07	SBP07-0.5-10.0	A2	P0	COMP	0.000
0.048500	0.0485		J	0.00145	0.0930	mg/kg	SBT10	SBT10-0.5-3.0	A2	P0	COMP	0.000

Notes: Results sorted by: 1) parameter; 2) highest to lowest detected concentration; VQ - ABBL validation flag; LQ - lab qualifier; "J" - the result is an estimated quantity; "D" - analysis required dilution; "B" - analyte detected in blank; composite samples are indicated by the abbreviation "COMP". *The 2006 Tetra Tech results were converted from wet weight to dry weight based on depth-discrete average moisture content measured during ABBL's 2007 investigation (see report Section 1.4.3).

Table 3B
Cover Soil Analytical Results
Detected Metal Concentrations

Cover Soil Report
Former CalCompact Landfill
Carson, California

Dry Wt. Conc.*	Reported Conc.*	VQ	LQ	MDL	PQL	Units	Boring ID	Sample ID	Landfill Cell	Primary (P0) or Dup (D)	Com-posite	Depth (ft bgs)
Mercury												
0.048400	0.0484		J	0.00157	0.100	mg/kg	SBU09-P1	SBU109-PS1-4.0	A2	D		4.000
0.048200	0.0482		J	0.00134	0.0860	mg/kg	SBH06	SBH06-0.5	A3	P0		0.500
0.048200	0.0482		J	0.00141	0.0900	mg/kg	SBTU	SBTU-1.0	A2	P0	COMP	1.000
0.047500	0.0475		J	0.00144	0.0920	mg/kg	SBO04	SBO04-0.5-5.0	A2	P0	COMP	0.000
0.047400	0.0474		J	0.00155	0.0995	mg/kg	SBU09	SBU09-13.0	A2	P0		13.000
0.047200	0.0472		J	0.00139	0.0890	mg/kg	SBO12	SBO12-0.5	A5	P0		0.500
0.047200	0.0472		J	0.00161	0.103	mg/kg	SBS06	SBS06-10.0	A2	P0		10.000
0.047100	0.0471		J	0.00134	0.0860	mg/kg	SBH06	SBH106-0.5	A3	D		0.500
0.047000	0.0470		J	0.00134	0.0860	mg/kg	SBM07	SBM07-0.5	A4	P0		0.500
0.046800	0.0468		J	0.00150	0.0960	mg/kg	SBN06	SBN06-8.0	A4	P0		8.000
0.046600	0.0466		J	0.00155	0.0995	mg/kg	SBU09-T2	SBU09-T2-15.0	A2	P0		15.000
0.046500	0.0465		J	0.00136	0.0870	mg/kg	SBI09	SBI09-0.5	A3	P0		0.500
0.046400	0.0464		J	0.00167	0.107	mg/kg	SBU09-T3	SBU09-T3-8.5	A2	P0		8.500
0.046200	0.0462		J	0.00147	0.0940	mg/kg	SBT12	SBT12-0.5-5.0	A5	P0	COMP	0.000
0.046100	0.0461		J	0.00134	0.0860	mg/kg	SBJ08	SBJ08-0.5	A3	P0		0.500
0.046000	0.0460		J	0.00172	0.110	mg/kg	SBF06-P1	SBF06-PS1-15.0	A3	P0		15.000
0.045800	0.0458		J	0.00138	0.0880	mg/kg	SBI03	SBI03-0.5	A4	P0		0.500
0.045800	0.0458		J	0.00152	0.0970	mg/kg	SBO07	SBO07-0.5-15.0	A4	P0	COMP	0.000
0.045700	0.0457		J	0.00142	0.0910	mg/kg	SBU10	SBU10-0.5-5.0	A2	P0	COMP	0.000
0.045600	0.0456		J	0.00152	0.0970	mg/kg	SBP08	SBP08-15.0-20.0	A4	P0	COMP	0.000
0.045400	0.0454		J	0.00138	0.0880	mg/kg	SBJ06	SBJ06-0.5	A4	P0		0.500
0.045300	0.0453		J	0.00147	0.0940	mg/kg	SBM04	SBM04-0.5-10.0	A2	P0	COMP	0.000
0.045100	0.0451		J	0.00134	0.0860	mg/kg	SBI05	SBI05-0.5	A4	P0		0.500
0.044900	0.0449		J	0.00147	0.0940	mg/kg	SBS07	SBS07-0.5-5.0	A2	P0	COMP	0.000
0.044500	0.0445		J	0.00134	0.0860	mg/kg	SBI12	SBI12-0.5	A3	P0		0.500
0.044500	0.0445		J	0.00134	0.0860	mg/kg	SBJ09	SBJ109-0.5	A3	D		0.500
0.044500	0.0445		J	0.00138	0.0880	mg/kg	SBS11	SBS11-0.5	A5	P0		0.500
0.044400	0.0444		J	0.00136	0.0870	mg/kg	SBK06	SBK06-0.5	A4	P0		0.500
0.044200	0.0442		J	0.00142	0.0910	mg/kg	SBJ04	SBJ04-0.5-2.0	A4	P0	COMP	0.000
0.044200	0.0442		J	0.00150	0.0960	mg/kg	SBP07	SBP07-15.0-20.0	A2	P0	COMP	0.000
0.043600	0.0436		J	0.00147	0.0940	mg/kg	SBJ04	SBJ04-7.0	A4	P0		7.000
0.043500	0.0435		J	0.00134	0.0860	mg/kg	SBK12	SBK12-7.0	A3	P0		7.000
0.043500	0.0435		J	0.00145	0.0930	mg/kg	SBT08	SBT08-0.5-5.0	A2	P0	COMP	0.000
0.043200	0.0432		J	0.00133	0.0850	mg/kg	SBJ09	SBJ09-0.5	A3	P0		0.500
0.043200	0.0432		J	0.00157	0.100	mg/kg	SBQRST	SBQRST-PS-5.0	A5	P0	COMP	5.000
0.042800	0.0428		J	0.00136	0.0870	mg/kg	SBG06	SBG106-0.5	A3	D		0.500
0.042800	0.0428		J	0.00157	0.100	mg/kg	SBT07-P1	SBT07-PS1-3.0	A2	P0		3.000
0.042800	0.0428		J	0.00187	0.120	mg/kg	SBT13-P2	SBT13-PS2-15.0	A5	P0		15.000
0.042600	0.0426		J	0.00150	0.0960	mg/kg	SBT08	SBT08-9.0	A2	P0		9.000
0.042400	0.0424		J	0.00145	0.0930	mg/kg	SBF06	SBF06-0.5-4.0	A3	P0	COMP	0.000
0.042300	0.0423		J	0.00153	0.0980	mg/kg	SBG09-P1	SBG09-PS1-5.0	A3	P0		5.000
0.042200	0.0422		J	0.00150	0.0960	mg/kg	SBP07	SBP07-15.0-20.0D	A2	D	COMP	0.000
0.041800	0.0418		J	0.00136	0.0870	mg/kg	SBO12	SBO112-0.5	A5	D		0.500
0.041500	0.0415		J	0.00150	0.0960	mg/kg	SBJ03	SBJ03-6.5	A4	P0		6.500
0.041500	0.0415		J	0.00134	0.0860	mg/kg	SBM05	SBM05-0.5	A4	P0		0.500

Notes: Results sorted by: 1) parameter; 2) highest to lowest detected concentration; VQ - ABBL validation flag; LQ - lab qualifier; "J" - the result is an estimated quantity; "D" - analysis required dilution; "B" - analyte detected in blank; composite samples are indicated by the abbreviation "COMP". *The 2006 Tetra Tech results were converted from wet weight to dry weight based on depth-discrete average moisture content measured during ABBL's 2007 investigation (see report Section 1.4.3).

Table 3B
Cover Soil Analytical Results
Detected Metal Concentrations

Cover Soil Report
Former CalCompact Landfill
Carson, California

Dry Wt. Conc.*	Reported Conc.*	VQ	LQ	MDL	PQL	Units	Boring ID	Sample ID	Landfill Cell	Primary (P0) or Dup (D)	Com-posite	Depth (ft bgs)
Mercury												
0.041400	0.0414		J	0.00136	0.0870	mg/kg	SBK11	SBK11-0.5	A3	P0		0.500
0.041300	0.0413		J	0.00142	0.0910	mg/kg	SBR13-P1	SBR13-PS1-11.5	A5	P0		11.500
0.040800	0.0408		J	0.00133	0.0850	mg/kg	SBL04	SBL04-0.5	A4	P0		0.500
0.040700	0.0407		J	0.00152	0.0970	mg/kg	SBK04	SBK04-4.0	A4	P0		4.000
0.040500	0.0405		J	0.00141	0.0900	mg/kg	SBF05	SBF05-0.5-2.0	A3	P0	COMP	0.000
0.040400	0.0404		J	0.00136	0.0870	mg/kg	SBI08	SBI108-0.5	A3	D		0.500
0.040200	0.0402		J	0.00145	0.0930	mg/kg	SBR09	SBR09-0.5-10.0	A2	P0	COMP	0.000
0.040000	0.0400		J	0.00138	0.0880	mg/kg	SBI06	SBI06-0.5	A4	P0		0.500
0.040000	0.0400		J	0.00161	0.103	mg/kg	SBS10	SBS10-13.0	A2	P0		13.000
0.039900	0.0399		J	0.00163	0.104	mg/kg	SBF05-P2	SBF05-PS2-15.0	A3	P0		15.000
0.039900	0.0399		J	0.00147	0.0940	mg/kg	SBJ13-P1	SBJ13-PS1-2.5	A3	P0		2.500
0.039900	0.0399		J	0.00144	0.0920	mg/kg	SBR08	SBR08-0.5-5.0	A2	P0	COMP	0.000
0.039700	0.0397		J	0.00139	0.0890	mg/kg	SBTU	SBTU-0.5	A2	P0	COMP	0.500
0.039400	0.0394		J	0.00155	0.0995	mg/kg	SBR05-T2	SBR05-T2-5.5	A2	P0		5.500
0.039300	0.0393		J	0.00163	0.104	mg/kg	SBN07	SBN07-14.5	A4	P0		14.500
0.039100	0.0391		J	0.00141	0.0900	mg/kg	SBV12	SBV12-0.5-1.5	A2	P0	COMP	0.000
0.039000	0.0390		J	0.00136	0.0870	mg/kg	SBU11	SBU11-0.5	A2	P0		0.500
0.038900	0.0389		J	0.00134	0.0860	mg/kg	SBI07	SBI07-0.5	A3	P0		0.500
0.038900	0.0389		J	0.00134	0.0860	mg/kg	SBL11	SBL11-0.5	A3	P0		0.500
0.038800	0.0388		J	0.00133	0.0850	mg/kg	SBI08	SBI08-0.5	A3	P0		0.500
0.038800	0.0388		J	0.00139	0.0890	mg/kg	SBP06	SBP06-0.5-10.0	A2	P0	COMP	0.000
0.038600	0.0386		J	0.00148	0.0950	mg/kg	SBI12	SBI12-5.0	A3	P0		5.000
0.038300	0.0383		J	0.00136	0.0870	mg/kg	SBH05	SBH105-0.5	A3	D		0.500
0.038300	0.0383		J	0.00136	0.0870	mg/kg	SBK04	SBK04-0.5	A4	P0		0.500
0.038200	0.0382		J	0.00134	0.0860	mg/kg	SBJ10	SBJ10-0.5	A3	P0		0.500
0.038200	0.0382		J	0.00141	0.0900	mg/kg	SBK12	SBK12-0.5-2.0	A3	P0	COMP	0.000
0.037700	0.0377		J	0.00161	0.103	mg/kg	SBM07	SBM07-5.0	A4	P0		5.000
0.037600	0.0376		J	0.00136	0.0870	mg/kg	SBI09	SBI109-0.5	A3	D		0.500
0.037400	0.0374	J	J	0.00150	0.0960	mg/kg	SBP07	SBP07-25.0	A2	P0		25.000
0.037400	0.0374		J	0.00144	0.0920	mg/kg	SBR09	SBR09-0.5-10.0D	A2	D	COMP	0.000
0.037300	0.0373		J	0.00165	0.106	mg/kg	SBG08	SBG08-8.0	A3	P0		8.000
0.037200	0.0372		J	0.00150	0.0960	mg/kg	SBU09	SBU09-0.5-10.0	A2	P0	COMP	0.000
0.037100	0.0371		J	0.00136	0.0870	mg/kg	SBL05	SBL05-0.5	A4	P0		0.500
0.037100	0.0371		J	0.00150	0.0960	mg/kg	SBR12	SBR12-17.0	A5	P0		17.000
0.037100	0.0371		J	0.00159	0.102	mg/kg	SBT11	SBT11-9.0	A2	P0		9.000
0.036400	0.0364		J	0.00157	0.100	mg/kg	SBF06	SBF06-8.0	A3	P0		8.000
0.036300	0.0363		J	0.00165	0.106	mg/kg	SBI04	SBI04-8.0	A4	P0		8.000
0.036300	0.0363		J	0.00153	0.0980	mg/kg	SBR09	SBR09-15.5	A2	P0		15.500
0.036100	0.0361		J	0.00144	0.0920	mg/kg	SBN06	SBN06-0.5-5.0	A4	P0	COMP	0.000
0.035900	0.0359		J	0.00153	0.0980	mg/kg	SBI03	SBI03-4.0	A4	P0		4.000
0.035900	0.0359		J	0.00134	0.0860	mg/kg	SBJ10	SBJ110-0.5	A3	D		0.500
0.035800	0.0358		J	0.00134	0.0860	mg/kg	SBV10-T1	SBV10-T1-0.5	A2	P0		0.500
0.035700	0.0357		J	0.00138	0.0880	mg/kg	SBG05	SBG105-0.5	A3	D		0.500
0.035500	0.0355		J	0.00136	0.0870	mg/kg	SBG06	SBG06-0.5	A3	P0		0.500
0.035500	0.0355		J	0.00147	0.0940	mg/kg	SBL13-P1	SBL13-PS1-9.5	A3	P0		9.500

Notes: Results sorted by: 1) parameter; 2) highest to lowest detected concentration; VQ - ABBL validation flag; LQ - lab qualifier; "J" - the result is an estimated quantity; "D" - analysis required dilution; "B" - analyte detected in blank; composite samples are indicated by the abbreviation "COMP". *The 2006 Tetra Tech results were converted from wet weight to dry weight based on depth-discrete average moisture content measured during ABBL's 2007 investigation (see report Section 1.4.3).

Table 3B
Cover Soil Analytical Results
Detected Metal Concentrations

Cover Soil Report
Former CalCompact Landfill
Carson, California

Dry Wt. Conc.*	Reported Conc.*	VQ	LQ	MDL	PQL	Units	Boring ID	Sample ID	Landfill Cell	Primary (P0) or Dup (D)	Com-posite	Depth (ft bgs)
Mercury												
0.035400	0.0354		J	0.00170	0.108	mg/kg	SBJ12	SBJ12-10.0	A3	P0		10.000
0.035300	0.0353		J	0.00142	0.0910	mg/kg	SBQ08	SBQ08-0.5-5.0	A2	P0	COMP	0.000
0.034800	0.0348		J	0.00133	0.0850	mg/kg	SBO11	SBO11-0.5	A5	P0		0.500
0.034700	0.0347		J	0.00134	0.0860	mg/kg	SBS09	SBS09-0.5	A2	P0		0.500
0.034200	0.0342		J	0.00148	0.0950	mg/kg	SBH10	SBH10-0.5-15.0	A3	P0	COMP	0.000
0.034200	0.0342		J	0.00148	0.0950	mg/kg	SBK03	SBK03-4.0	A4	P0		4.000
0.034000	0.0340		J	0.00144	0.0920	mg/kg	SBQ11	SBQ11-0.5-10.0	A5	P0	COMP	0.000
0.033800	0.0338		J	0.00152	0.0970	mg/kg	SBQ13-P1	SBQ13-PS1-7.5	A5	P0		7.500
0.033400	0.0334		J	0.00148	0.0950	mg/kg	SBG09	SBG09-0.5-15.0	A3	P0	COMP	0.000
0.033200	0.0332		J	0.00136	0.0870	mg/kg	SBT09	SBT09-0.5	A2	P0		0.500
0.033100	0.0331		J	0.00147	0.0940	mg/kg	SBQ12	SBQ12-15.0	A5	P0		15.000
0.032800	0.0328		J	0.00159	0.102	mg/kg	SBR05	SBR05-8.0	A2	P0		8.000
0.031900	0.0319		J	0.00150	0.0960	mg/kg	SBL12	SBL12-5.0	A3	P0		5.000
0.031800	0.0318		J	0.00134	0.0860	mg/kg	SBM10	SBM10-0.5	A4	P0		0.500
0.031100	0.0311		J	0.00136	0.0870	mg/kg	SBI04	SBI04-0.5-3.0	A4	P0	COMP	0.000
0.031100	0.0311		J	0.00163	0.104	mg/kg	SBM06	SBM06-4.5	A4	P0		4.500
0.031000	0.0310		J	0.00157	0.100	mg/kg	SBF05	SBF05-6.5	A3	P0		6.500
0.030800	0.0308		J	0.00139	0.0890	mg/kg	SBG08	SBG08-0.5-3.0	A3	P0	COMP	0.000
0.030800	0.0308		J	0.00136	0.0870	mg/kg	SBH05	SBH05-0.5	A3	P0		0.500
0.030200	0.0302		J	0.00144	0.0920	mg/kg	SBS13-P1	SBS13-PS1-4.0	A5	P0		4.000
0.030100	0.0301		J	0.00152	0.0970	mg/kg	SBS11	SBS11-5.0	A5	P0		5.000
0.030000	0.0300		J	0.00155	0.0995	mg/kg	SBJ13-P2	SBJ13-PS2-8.5	A3	P0		8.500
0.029700	0.0297		J	0.00174	0.112	mg/kg	SBF07-P1	SBF07-PS1-15.0	A3	P0		15.000
0.029500	0.0295		J	0.00141	0.0900	mg/kg	SBV10-T4	SBV10-T4-T3	A2	P0	COMP	0.000
0.029300	0.0293		J	0.00155	0.0995	mg/kg	SBQ07	SBQ107-8.0	A2	D		8.000
0.028800	0.0288		J	0.00150	0.0960	mg/kg	SBG09	SBG09-5.0	A3	P0		5.000
0.028800	0.0288		J	0.00141	0.0900	mg/kg	SBU08-T1	SBU08-T1-T2	A2	P0	COMP	0.000
0.028600	0.0286		J	0.00153	0.0980	mg/kg	SBR08	SBR08-9.0	A2	P0		9.000
0.028600	0.0286		J	0.00145	0.0930	mg/kg	SBS06-T1	SBS06-T1-T2	A2	P0	COMP	0.000
0.027700	0.0277		J	0.00136	0.0870	mg/kg	SBG05	SBG05-0.5	A3	P0		0.500
0.027600	0.0276		J	0.00144	0.0920	mg/kg	SBO13-P1	SBO13-PS1-3.0	A5	P0		3.000
0.026000	0.0260		J	0.00145	0.0930	mg/kg	SBR05-T1	SBR05-T1-T2	A2	P0	COMP	0.000
0.025500	0.0255		J	0.00138	0.0880	mg/kg	SBJ07	SBJ07-0.5	A4	P0		0.500
0.025100	0.0251		J	0.00142	0.0910	mg/kg	SBT11	SBT11-0.5-5.0	A2	P0	COMP	0.000
0.024900	0.0249		J	0.00157	0.100	mg/kg	SBG09	SBG09-18.0	A3	P0		18.000
0.024100	0.0241		J	0.00161	0.103	mg/kg	SBF08-P1	SBF08-PS1-6.5	A3	P0		6.500
0.023700	0.0237		J	0.00142	0.0910	mg/kg	SBP11	SBP11-5.0	A5	P0		5.000
0.023600	0.0236		J	0.00148	0.0950	mg/kg	SBU09-T2	SBU09-T2-0.5-10.0	A2	P0	COMP	0.000
0.023500	0.0235		J	0.00142	0.0910	mg/kg	SBQ12	SBQ12-0.5-10	A5	P0	COMP	0.000
0.023400	0.0234		J	0.00144	0.0920	mg/kg	SBT07-T1	SBT07-T1-T2	A2	P0	COMP	0.000
0.023300	0.0233		J	0.00153	0.0980	mg/kg	SBM05	SBM05-5.0	A4	P0		5.000
0.022600	0.0226		J	0.00165	0.106	mg/kg	SBP04	SBP04-14.0	A2	P0		14.000
0.022400	0.0224		J	0.00165	0.106	mg/kg	SBS09	SBS09-3.5	A2	P0		3.500
0.022300	0.0223		J	0.00155	0.0995	mg/kg	SBU10	SBU10-8.0	A2	P0		8.000
0.022000	0.0220		J	0.00148	0.0950	mg/kg	SBO02-T1	SBO02-T1-T2	A2	P0	COMP	0.000

Notes: Results sorted by: 1) parameter; 2) highest to lowest detected concentration; VQ - ABBL validation flag; LQ - lab qualifier; "J" - the result is an estimated quantity; "D" - analysis required dilution; "B" - analyte detected in blank; composite samples are indicated by the abbreviation "COMP". *The 2006 Tetra Tech results were converted from wet weight to dry weight based on depth-discrete average moisture content measured during ABBL's 2007 investigation (see report Section 1.4.3).

Table 3B
Cover Soil Analytical Results
Detected Metal Concentrations

Cover Soil Report
Former CalCompact Landfill
Carson, California

Dry Wt. Conc.*	Reported Conc.*	VQ	LQ	MDL	PQL	Units	Boring ID	Sample ID	Landfill Cell	Primary (P0) or Dup (D)	Com-posite	Depth (ft bgs)
Mercury												
0.022000	0.0220		J	0.00134	0.0860	mg/kg	SBV10-T3	SBV10-T3-8.0	A2	P0		8.000
0.020000	0.0200		J	0.00148	0.0950	mg/kg	SBQ04-T1	SBQ04-T1-T2	A2	P0	COMP	0.000
0.019600	0.0196		J	0.00157	0.100	mg/kg	SBH09	SBH09-14.0	A3	P0		14.000
0.019300	0.0193		J	0.00134	0.0860	mg/kg	SBV09-T3	SBV09-T3-0.5-3.0	A2	P0	COMP	0.000
0.018900	0.0189		J	0.00133	0.0850	mg/kg	SBV10-T2	SBV10-T2-0.5	A2	P0		0.500
0.018300	0.0183		J	0.00148	0.0950	mg/kg	SBR11	SBR11-5.0	A5	P0		5.000
0.018100	0.0181		J	0.00145	0.0930	mg/kg	SBG08-P1	SBG08-PS1-5.0	A3	P0		5.000
0.017100	0.0171		J	0.00139	0.0890	mg/kg	SBV10-T2	SBV10-T2-5.0	A2	P0		5.000
0.015200	0.0152		J	0.00159	0.102	mg/kg	SBO07	SBO07-19.5	A4	P0		19.500
0.008960	0.00896		J	0.00134	0.0860	mg/kg	SBV09-T4	SBV09-T4-2.0	A2	P0		2.000
Molybdenum												
26.10000	26.1			0.0288	0.350	mg/kg	SBN12	SBN12-5.0	A5	P0		5.000
24.39900	20.3			2.5	5.0	mg/kg	SBN01	A2-N1-SB14-8'-D	A2	P0		8.000
14.20000	14.2			0.0255	0.310	mg/kg	SBQ06	SBQ06-5.0	A2	P0		5.000
9.640000	9.64			0.0297	0.360	mg/kg	SBF05-P1	SBF05-PS1-15.0	A3	P0		15.000
8.473600	7.05			2.5	5.0	mg/kg	SBN02	A2-N2-SB16-8'-D	A2	P0		8.000
7.700000	7.70			0.0222	0.270	mg/kg	SBU09-T3	SBU09-T3-0.5-3.5	A2	P0	COMP	0.000
7.630000	7.63			0.0260	0.315	mg/kg	SBV09-T3	SBV09-T3-8.0	A2	P0		8.000
7.200000	7.20			0.0260	0.315	mg/kg	SBN07	SBN07-14.5	A4	P0		14.500
6.950000	6.95	J		0.0264	0.320	mg/kg	SBR10	SBR10-9.5	A5	P0		9.500
5.170000	5.17			0.0247	0.300	mg/kg	SBP09	SBP09-24.5	A4	P0		24.500
4.790000	4.79	J		0.0280	0.340	mg/kg	SBU09-P2	SBU09-PS2-3.5	A2	P0		3.500
4.600000	4.60			0.0231	0.280	mg/kg	SBJ03	SBJ03-0.5-3.0	A4	P0	COMP	0.000
4.380000	4.38			0.0247	0.300	mg/kg	SBN09	SBN09-13.5	A4	P0		13.500
4.345400	3.85		J	2.5	5.0	mg/kg	SBL01	A2-L1-SB12-7'-D	A2	P0		7.000
4.150000	4.15			0.0264	0.320	mg/kg	SBP05	SBP05-26.0	A2	P0		26.000
3.980000	3.98			0.0280	0.340	mg/kg	SBP12	SBP12-10.0	A5	P0		10.000
3.780000	3.78			0.0272	0.330	mg/kg	SBO12	SBO12-4.0	A5	P0		4.000
3.679900	3.15		J	2.5	5.0	mg/kg	SBL02	A2-L2-SB18-5'-D-Dup	A2	D		5.000
3.590000	3.59			0.0255	0.310	mg/kg	SBU11	SBU11-5.5	A2	P0		5.500
3.380000	3.38			0.0222	0.270	mg/kg	SBNO	SBNO-1.0	A5	P0	COMP	1.000
3.350000	3.35	J		0.0255	0.310	mg/kg	SBN01-2T2	SBN101-2T2-8.5	A2	D		8.500
3.330000	3.33			0.0255	0.310	mg/kg	SBL07	SBL07-6.5	A4	P0		6.500
3.131500	3.00		J	2.5	5.0	mg/kg	SBL01	A2-L1-SB12-CM-0.5'-5'	A2	P0	COMP	0.000
3.110000	3.11			0.0268	0.325	mg/kg	SBO09	SBO09-25.0	A4	P0		25.000
3.110000	3.11			0.0231	0.280	mg/kg	SBS07	SBS07-0.5-5.0	A2	P0	COMP	0.000
3.103800	2.75		J	2.5	5.0	mg/kg	SBK02	A2-K2-SB19-7'-D-Dup	A2	D		7.000
3.100000	3.10			0.0235	0.285	mg/kg	SBS10	SBS10-0.5-8.0	A2	P0	COMP	0.000
3.040000	3.04			0.0251	0.305	mg/kg	SBV10-T1	SBV10-T1-4.5	A2	P0		4.500
3.030000	3.03			0.0231	0.280	mg/kg	SBP10	SBP10-0.5-10.0	A4	P0	COMP	0.000
3.010000	3.01	J		0.0260	0.315	mg/kg	SBR10	SBR110-9.5	A5	D		9.500
2.870000	2.87			0.0264	0.320	mg/kg	SBQ05	SBQ05-15.0-17.0	A2	P0	COMP	0.000
2.818400	2.70		J	2.5	5.0	mg/kg	SBC03	A3-C3-SB32-CM-0.5'-5'	A3	P0	COMP	0.000
2.620000	2.62			0.0255	0.310	mg/kg	SBM07	SBM07-5.0	A4	P0		5.000

Notes: Results sorted by: 1) parameter; 2) highest to lowest detected concentration; VQ - ABBL validation flag; LQ - lab qualifier; "J" - the result is an estimated quantity; "D" - analysis required dilution; "B" - analyte detected in blank; composite samples are indicated by the abbreviation "COMP". *The 2006 Tetra Tech results were converted from wet weight to dry weight based on depth-discrete average moisture content measured during ABBL's 2007 investigation (see report Section 1.4.3).

Table 3B
Cover Soil Analytical Results
Detected Metal Concentrations

Cover Soil Report
Former CalCompact Landfill
Carson, California

Dry Wt. Conc.*	Reported Conc.*	VQ	LQ	MDL	PQL	Units	Boring ID	Sample ID	Landfill Cell	Primary (P0) or Dup (D)	Com-posite	Depth (ft bgs)
Molybdenum												
2.600000	2.60			0.0247	0.300	mg/kg	SBQ05	SBQ05-21.5	A2	P0		21.500
2.580000	2.58			0.0235	0.285	mg/kg	SBP04	SBP04-0.5-10.0	A2	P0	COMP	0.000
2.530000	2.53	J		0.0235	0.285	mg/kg	SBQ12	SBQ112-15.0	A5	D		15.000
2.440000	2.44			0.0239	0.290	mg/kg	SBK04	SBK04-4.0	A4	P0		4.000
2.400000	2.40	J		0.0260	0.315	mg/kg	SBU09-P1	SBU09-PS1-4.0	A2	P0		4.000
2.390000	2.39			0.0222	0.270	mg/kg	SBNO	SBNO-0.5	A5	P0	COMP	0.500
2.200000	2.20	J		0.0268	0.325	mg/kg	SBH10-P1	SBH10-PS1-5.0	A3	P0		5.000
2.200000	2.20			0.0247	0.300	mg/kg	SBV09-T2	SBV09-T2-9.0	A2	P0		9.000
2.180000	2.18	J		0.0247	0.300	mg/kg	SBN01	SBN01-2T2-8.5	A2	P0		8.500
2.170000	2.17			0.0239	0.290	mg/kg	SBH09	SBH09-5.0	A3	P0		5.000
2.160000	2.16			0.0243	0.295	mg/kg	SBQ10	SBQ10-0.5-10.0	A4	P0	COMP	0.000
2.140000	2.14			0.0235	0.285	mg/kg	SBM08	SBM08-0.5-10.0	A4	P0	COMP	0.000
2.130000	2.13			0.0235	0.285	mg/kg	SBJ12	SBJ12-0.5-5.0	A3	P0	COMP	0.000
2.050000	2.05			0.0222	0.270	mg/kg	SBL09	SBL09-0.5	A4	P0		0.500
2.020000	2.02			0.0231	0.280	mg/kg	SBR12	SBR12-0.5-15.0	A5	P0	COMP	0.000
1.980000	1.98			0.0255	0.310	mg/kg	SBS06	SBS06-10.0	A2	P0		10.000
1.920000	1.92			0.0235	0.285	mg/kg	SBK05	SBK05-3.5'	A4	P0		3.500
1.890000	1.89			0.0260	0.315	mg/kg	SBP10	SBP10-15.0	A4	P0		15.000
1.890000	1.89			0.0264	0.320	mg/kg	SBU09-T3	SBU09-T3-8.5	A2	P0		8.500
1.880000	1.88			0.0247	0.300	mg/kg	SBM08	SBM08-10.0	A4	P0		10.000
1.870000	1.87			0.0260	0.315	mg/kg	SBR07	SBR07-8.0	A2	P0		8.000
1.820000	1.82			0.0247	0.300	mg/kg	SBU09-T2	SBU09-T2-15.0	A2	P0		15.000
1.810000	1.81			0.0239	0.290	mg/kg	SBP13-P2	SBP13-PS2-4.0	A5	P0		4.000
1.790000	1.79			0.0255	0.310	mg/kg	SBIJ	SBIJ-PS-5.0	A3	P0	COMP	5.000
1.720000	1.72			0.0243	0.295	mg/kg	SBO10	SBO10-0.5-10.0	A4	P0	COMP	0.000
1.680000	1.68			0.0276	0.335	mg/kg	SBO11	SBO11-4.0	A5	P0		4.000
1.670000	1.67			0.0260	0.315	mg/kg	SBO02-T2	SBO02-T2-4.5	A2	P0		4.500
1.630000	1.63			0.0260	0.315	mg/kg	SBT07-T2	SBT07-T2-8.0	A2	P0		8.000
1.610000	1.61			0.0235	0.285	mg/kg	SBL12	SBL12-5.0	A3	P0		5.000
1.570000	1.57			0.0231	0.280	mg/kg	SBR09	SBR09-0.5-10.0	A2	P0	COMP	0.000
1.550000	1.55			0.0239	0.290	mg/kg	SBN01	SBN01-2T1-2T2	A2	P0	COMP	0.000
1.540000	1.54			0.0214	0.260	mg/kg	SBIJ	SBIJ-0.5	A3	P0	COMP	0.500
1.530000	1.53			0.0260	0.315	mg/kg	SBO02-P1	SBO02-PS1-3.5	A2	P0		3.500
1.520000	1.52			0.0239	0.290	mg/kg	SBP10	SBP110-15.0	A4	D		15.000
1.500000	1.50			0.0251	0.305	mg/kg	SBI11	SBI11-10.0	A3	P0		10.000
1.490000	1.49			0.0276	0.335	mg/kg	SBP03-T2	SBP03-T2-4.0	A2	P0		4.000
1.480000	1.48			0.0235	0.285	mg/kg	SBN09	SBN09-0.5-10.0	A4	P0	COMP	0.000
1.480000	1.48	J		0.0218	0.265	mg/kg	SBO12	SBO12-0.5	A5	P0		0.500
1.470000	1.47			0.0227	0.275	mg/kg	SBP03-T2	SBP103-T2-4.0	A2	D		4.000
1.470000	1.47			0.0247	0.300	mg/kg	SBS12	SBS12-5.0	A5	P0		5.000
1.460000	1.46			0.0218	0.265	mg/kg	SBNOP	SBNOP-1.0	A5	P0	COMP	1.000
1.420000	1.42			0.0239	0.290	mg/kg	SBV09-T1	SBV09-T1-9.0	A2	P0		9.000
1.410000	1.41			0.0235	0.285	mg/kg	SBJ11	SBJ11-0.5-5.0	A3	P0	COMP	0.000
1.400000	1.40			0.0235	0.285	mg/kg	SBT08	SBT08-9.0	A2	P0		9.000
1.400000	1.40			0.0284	0.345	mg/kg	SBT13-P2	SBT113-PS2-15.0	A5	D		15.000

Notes: Results sorted by: 1) parameter; 2) highest to lowest detected concentration; VQ - ABBL validation flag; LQ - lab qualifier; "J" - the result is an estimated quantity; "D" - analysis required dilution; "B" - analyte detected in blank; composite samples are indicated by the abbreviation "COMP". *The 2006 Tetra Tech results were converted from wet weight to dry weight based on depth-discrete average moisture content measured during ABBL's 2007 investigation (see report Section 1.4.3).

Table 3B
Cover Soil Analytical Results
Detected Metal Concentrations

Cover Soil Report
Former CalCompact Landfill
Carson, California

Dry Wt. Conc.*	Reported Conc.*	VQ	LQ	MDL	PQL	Units	Boring ID	Sample ID	Landfill Cell	Primary (P0) or Dup (D)	Com-posite	Depth (ft bgs)
Molybdenum												
1.390000	1.39			0.0260	0.315	mg/kg	SBS06	SBS106-10.0	A2	D		10.000
1.380000	1.38			0.0214	0.260	mg/kg	SBP11	SBP11-0.5	A5	P0		0.500
1.370000	1.37			0.0268	0.325	mg/kg	SBN01-P1	SBN01-PS1-3.0	A2	P0		3.000
1.360000	1.36			0.0235	0.285	mg/kg	SBP07	SBP07-15.0-20.0D	A2	D	COMP	0.000
1.360000	1.36			0.0292	0.355	mg/kg	SBT13-P2	SBT13-PS2-15.0	A5	P0		15.000
1.320000	1.32			0.0214	0.260	mg/kg	SBNOP	SBNOP-0.5	A5	P0	COMP	0.500
1.320000	1.32			0.0231	0.280	mg/kg	SBO13-P1	SBO13-PS1-3.0	A5	P0		3.000
1.320000	1.32			0.0235	0.285	mg/kg	SBP07	SBP07-15.0-20.0	A2	P0	COMP	0.000
1.320000	1.32			0.0260	0.315	mg/kg	SBU09-T1	SBU09-T1-8.5	A2	P0		8.500
1.300000	1.30			0.0247	0.300	mg/kg	SBP09	SBP09-20.0	A4	P0		20.000
1.290000	1.29			0.0268	0.325	mg/kg	SBS08	SBS08-6.0	A2	P0		6.000
1.280000	1.28			0.0231	0.280	mg/kg	SBO09	SBO09-15.0-20.0	A4	P0	COMP	0.000
1.270000	1.27			0.0218	0.265	mg/kg	SBIJ	SBIJ-1.0	A3	P0	COMP	1.000
1.270000	1.27			0.0227	0.275	mg/kg	SBV09-T1	SBV09-T1-0.5-5.0	A2	P0	COMP	0.000
1.260000	1.26			0.0235	0.285	mg/kg	SBR06	SBR06-0.5-4.0	A2	P0	COMP	0.000
1.260000	1.26			0.0235	0.285	mg/kg	SBU09	SBU09-0.5-10.0	A2	P0	COMP	0.000
1.240000	1.24			0.0247	0.300	mg/kg	SBN09	SBN09-10.0	A4	P0		10.000
1.210000	1.21			0.0218	0.265	mg/kg	SBQRST	SBQRST-1.0	A5	P0	COMP	1.000
1.200000	1.20			0.0231	0.280	mg/kg	SBT10	SBT10-0.5-3.0	A2	P0	COMP	0.000
1.200000	1.20			0.0247	0.300	mg/kg	SBU12	SBU12-7.0	A2	P0		7.000
1.190000	1.19			0.0247	0.300	mg/kg	SBO04	SBO04-9.5	A2	P0		9.500
1.190000	1.19			0.0247	0.300	mg/kg	SBU09	SBU09-13.0	A2	P0		13.000
1.180000	1.18			0.0231	0.280	mg/kg	SBN13-P1	SBN13-PS1-4.5	A5	P0		4.500
1.150000	1.15			0.0231	0.280	mg/kg	SBPQ	SBPQ-1.0	A5	P0	COMP	1.000
1.130000	1.13			0.0227	0.275	mg/kg	SBR09	SBR09-0.5-10.0D	A2	D	COMP	0.000
1.120000	1.12			0.0218	0.265	mg/kg	SBKLM	SBKLM-0.5	A3	P0	COMP	0.500
1.120000	1.12			0.0251	0.305	mg/kg	SBS07	SBS07-10.0	A2	P0		10.000
1.120000	1.12			0.0239	0.290	mg/kg	SBT09	SBT09-4.0	A2	P0		4.000
1.090000	1.09	J		0.0247	0.300	mg/kg	SBR05-T2	SBR05-T2-5.5	A2	P0		5.500
1.090000	1.09			0.0247	0.300	mg/kg	SBV12	SBV12-6.0	A2	P0		6.000
1.080000	1.08	J		0.0292	0.355	mg/kg	SBF05-P2	SBF105-PS2-15.0	A3	D		15.000
1.080000	1.08			0.0239	0.290	mg/kg	SBS06	SBS06-0.5-5.0	A2	P0	COMP	0.000
1.070000	1.07			0.0218	0.265	mg/kg	SBKLM	SBKLM-1.0	A3	P0	COMP	1.000
1.070000	1.07			0.0251	0.305	mg/kg	SBT11	SBT11-9.0	A2	P0		9.000
1.060000	1.06			0.0239	0.290	mg/kg	SBP09	SBP09-15.0-20.0	A4	P0	COMP	0.000
1.060000	1.06			0.0227	0.275	mg/kg	SBR08	SBR08-0.5-5.0	A2	P0	COMP	0.000
1.060000	1.06			0.0218	0.265	mg/kg	SBTU	SBTU-0.5	A2	P0	COMP	0.500
1.050000	1.05			0.0247	0.300	mg/kg	SBN04	SBN04-25.0	A2	P0		25.000
1.030000	1.03			0.0235	0.285	mg/kg	SBH09	SBH09-0.5-10.0	A3	P0	COMP	0.000
1.020000	1.02			0.0227	0.275	mg/kg	SBI11	SBI11-0.5-5.0	A3	P0	COMP	0.000
1.020000	1.02			0.0218	0.265	mg/kg	SBQ06	SBQ06-0.5	A2	P0		0.500
1.020000	1.02			0.0235	0.285	mg/kg	SBQ09	SBQ09-15.0	A4	P0		15.000
1.020000	1.02			0.0222	0.270	mg/kg	SBU10	SBU10-0.5-5.0	A2	P0	COMP	0.000
0.999000	0.999	J		0.0264	0.320	mg/kg	SBU09-P2	SBU109-PS2-3.5	A2	D		3.500
0.999000	0.999			0.0231	0.280	mg/kg	SBUV	SBUV-1.0	A2	P0	COMP	1.000

Notes: Results sorted by: 1) parameter; 2) highest to lowest detected concentration; VQ - ABBL validation flag; LQ - lab qualifier; "J" - the result is an estimated quantity; "D" - analysis required dilution; "B" - analyte detected in blank; composite samples are indicated by the abbreviation "COMP". *The 2006 Tetra Tech results were converted from wet weight to dry weight based on depth-discrete average moisture content measured during ABBL's 2007 investigation (see report Section 1.4.3).

Table 3B
Cover Soil Analytical Results
Detected Metal Concentrations

Cover Soil Report
Former CalCompact Landfill
Carson, California

Dry Wt. Conc.*	Reported Conc.*	VQ	LQ	MDL	PQL	Units	Boring ID	Sample ID	Landfill Cell	Primary (P0) or Dup (D)	Com-posite	Depth (ft bgs)
Molybdenum												
0.995000	0.995			0.0222	0.270	mg/kg	SBTU	SBTU-1.0	A2	P0	COMP	1.000
0.992000	0.992			0.0268	0.325	mg/kg	SBP03-P1	SBP03-PS1-4.5	A2	P0		4.500
0.988000	0.988			0.0235	0.285	mg/kg	SBR07	SBR07-0.5-6.0	A2	P0	COMP	0.000
0.946000	0.946			0.0231	0.280	mg/kg	SBP05	SBP05-15.0-20.0	A2	P0	COMP	0.000
0.944000	0.944			0.0247	0.300	mg/kg	SBN08	SBN08-18.5	A4	P0		18.500
0.944000	0.944			0.0235	0.285	mg/kg	SBO06	SBO06-0.5-15.0	A2	P0	COMP	0.000
0.944000	0.944			0.0222	0.270	mg/kg	SBPQ	SBPQ0.5	A5	P0	COMP	0.500
0.936000	0.936			0.0231	0.280	mg/kg	SBT08	SBT08-0.5-5.0	A2	P0	COMP	0.000
0.927000	0.927			0.0222	0.270	mg/kg	SBRS	SBRS-0.5	A5	P0	COMP	0.500
0.921000	0.921			0.0235	0.285	mg/kg	SBN07	SBN07-0.5-10.0	A4	P0	COMP	0.000
0.921000	0.921			0.0222	0.270	mg/kg	SBV11	SBV11-0.5-1.5	A2	P0	COMP	0.000
0.918000	0.918			0.0268	0.325	mg/kg	SBQ11	SBQ11-15.0	A5	P0		15.000
0.914000	0.914			0.0251	0.305	mg/kg	SBR05	SBR05-8.0	A2	P0		8.000
0.910000	0.910			0.0264	0.320	mg/kg	SBQ04-T2	SBQ04-T2-4.5	A2	P0		4.500
0.909000	0.909			0.0243	0.295	mg/kg	SBM05	SBM05-5.0	A4	P0		5.000
0.907000	0.907			0.0214	0.260	mg/kg	SBGH	SBGH-1.0	A3	P0	COMP	1.000
0.901000	0.901			0.0260	0.315	mg/kg	SBN01-T2	SBN01-T2-4.5	A2	P0		4.500
0.897000	0.897			0.0260	0.315	mg/kg	SBP04	SBP04-14.0	A2	P0		14.000
0.888000	0.888			0.0214	0.260	mg/kg	SBK05	SBK05-0.5	A4	P0		0.500
0.883000	0.883			0.0214	0.260	mg/kg	SBQRST	SBQRST-0.5	A5	P0	COMP	0.500
0.864000	0.864			0.0255	0.310	mg/kg	SBEF	SBEF-PS-5.0	A3	P0	COMP	5.000
0.864000	0.864			0.0235	0.285	mg/kg	SBO06	SBO06-20.0	A2	P0		20.000
0.860000	0.860			0.0227	0.275	mg/kg	SBP05	SBP05-0.5-10.0	A2	P0	COMP	0.000
0.855000	0.855			0.0214	0.260	mg/kg	SBM09	SBM09-0.5	A4	P0		0.500
0.847000	0.847			0.0231	0.280	mg/kg	SBN08	SBN08-0.5-14.0	A4	P0	COMP	0.000
0.837000	0.837			0.0235	0.285	mg/kg	SBR12	SBR12-17.0	A5	P0		17.000
0.830000	0.830			0.0214	0.260	mg/kg	SBGH	SBGH-0.5	A3	P0	COMP	0.500
0.828000	0.828			0.0235	0.285	mg/kg	SBP08	SBP08-24.5	A4	P0		24.500
0.824000	0.824			0.0235	0.285	mg/kg	SBQ09	SBQ09-0.5-10.0	A4	P0	COMP	0.000
0.813000	0.813			0.0214	0.260	mg/kg	SBK07	SBK07-0.5	A4	P0		0.500
0.811000	0.811	J		0.0214	0.260	mg/kg	SBO12	SBO112-0.5	A5	D		0.500
0.802000	0.802			0.0239	0.290	mg/kg	SBU08-T2	SBU08-T2-7.5	A2	P0		7.500
0.796000	0.796			0.0222	0.270	mg/kg	SBQ12	SBQ12-0.5-10	A5	P0	COMP	0.000
0.786000	0.786			0.0260	0.315	mg/kg	SBT10	SBT10-6.5	A2	P0		6.500
0.779000	0.779			0.0222	0.270	mg/kg	SBL06	SBL06-0.5-2.0	A4	P0	COMP	0.000
0.779000	0.779			0.0222	0.270	mg/kg	SBT11	SBT11-0.5-5.0	A2	P0	COMP	0.000
0.774000	0.774			0.0264	0.320	mg/kg	SBH11-P1	SBH11-PS1-5.0	A3	P0		5.000
0.753000	0.753			0.0255	0.310	mg/kg	SBV11	SBV11-6.0	A2	P0		6.000
0.743000	0.743			0.0251	0.305	mg/kg	SBO08	SBO08-10.0	A4	P0		10.000
0.736000	0.736			0.0231	0.280	mg/kg	SBP07	SBP07-0.5-10.0	A2	P0	COMP	0.000
0.735000	0.735			0.0222	0.270	mg/kg	SBUV	SBUV-0.5	A2	P0	COMP	0.500
0.733000	0.733			0.0235	0.285	mg/kg	SBJ03	SBJ03-6.5	A4	P0		6.500
0.733000	0.733			0.0218	0.265	mg/kg	SBP06	SBP06-0.5-10.0	A2	P0	COMP	0.000
0.732000	0.732			0.0214	0.260	mg/kg	SBV10-T3	SBV10-T3-8.0	A2	P0		8.000
0.731000	0.731			0.0214	0.260	mg/kg	SBK12	SBK12-7.0	A3	P0		7.000

Notes: Results sorted by: 1) parameter; 2) highest to lowest detected concentration; VQ - ABBL validation flag; LQ - lab qualifier; "J" - the result is an estimated quantity; "D" - analysis required dilution; "B" - analyte detected in blank; composite samples are indicated by the abbreviation "COMP". *The 2006 Tetra Tech results were converted from wet weight to dry weight based on depth-discrete average moisture content measured during ABBL's 2007 investigation (see report Section 1.4.3).

Table 3B
Cover Soil Analytical Results
Detected Metal Concentrations

Cover Soil Report
Former CalCompact Landfill
Carson, California

Dry Wt. Conc.*	Reported Conc.*	VQ	LQ	MDL	PQL	Units	Boring ID	Sample ID	Landfill Cell	Primary (P0) or Dup (D)	Com-posite	Depth (ft bgs)
Molybdenum												
0.723000	0.723			0.0214	0.260	mg/kg	SBM07	SBM07-0.5	A4	P0		0.500
0.721000	0.721			0.0214	0.260	mg/kg	SBFG	SBFG-0.5	A3	P0	COMP	0.500
0.712000	0.712			0.0222	0.270	mg/kg	SBK12	SBK12-0.5-2.0	A3	P0	COMP	0.000
0.708000	0.708			0.0235	0.285	mg/kg	SBM13-P2	SBM13-PS2-7.5	A5	P0		7.500
0.701000	0.701			0.0214	0.260	mg/kg	SBK06	SBK06-0.5	A4	P0		0.500
0.700000	0.700	J		0.0297	0.360	mg/kg	SBH10-P1	SBH110-PS1-15.0	A3	D		15.000
0.698000	0.698			0.0210	0.255	mg/kg	SBL12	SBL12-0.5	A3	P0		0.500
0.696000	0.696			0.0239	0.290	mg/kg	SBR05	SBR05-0.5-3.0	A2	P0	COMP	0.000
0.694000	0.694			0.0280	0.340	mg/kg	SBR06	SBR06-9.0	A2	P0		9.000
0.686000	0.686			0.0231	0.280	mg/kg	SBU09-T1	SBU09-T1-0.5-3.0	A2	P0	COMP	0.000
0.678000	0.678			0.0227	0.275	mg/kg	SBRS	SBRS-1.0	A5	P0	COMP	1.000
0.668000	0.668			0.0222	0.270	mg/kg	SBP12	SBP12-0.5-5.0D	A5	D	COMP	0.000
0.666000	0.666			0.0231	0.280	mg/kg	SBM04	SBM04-0.5-10.0	A2	P0	COMP	0.000
0.666000	0.666			0.0235	0.285	mg/kg	SBO01-P1	SBO01-PS1-4.5	A2	P0		4.500
0.663000	0.663			0.0222	0.270	mg/kg	SBQ08	SBQ08-0.5-5.0	A2	P0	COMP	0.000
0.662000	0.662			0.0231	0.280	mg/kg	SBT12	SBT12-0.5-5.0	A5	P0	COMP	0.000
0.660000	0.660			0.0243	0.295	mg/kg	SBG09-P1	SBG09-PS1-5.0	A3	P0		5.000
0.659000	0.659			0.0218	0.265	mg/kg	SBI06	SBI06-0.5	A4	P0		0.500
0.656000	0.656			0.0214	0.260	mg/kg	SBL05	SBL05-0.5	A4	P0		0.500
0.653000	0.653			0.0260	0.315	mg/kg	SBS06-T2	SBS06-T2-7.5	A2	P0		7.500
0.644000	0.644			0.0231	0.280	mg/kg	SBV09-T2	SBV09-T2-0.5-5.0	A2	P0	COMP	0.000
0.640000	0.640			0.0214	0.260	mg/kg	SBT09	SBT09-0.5	A2	P0		0.500
0.637000	0.637			0.0222	0.270	mg/kg	SBP12	SBP12-0.5-5.0	A5	P0	COMP	0.000
0.636000	0.636	J		0.0214	0.260	mg/kg	SBJ10	SBJ110-0.5	A3	D		0.500
0.627000	0.627			0.0255	0.310	mg/kg	SBS10	SBS10-13.0	A2	P0		13.000
0.627000	0.627			0.0222	0.270	mg/kg	SBTUV	SBTUV-1.0	A2,	P0	COMP	1.000
0.623000	0.623			0.0227	0.275	mg/kg	SBFG	SBFG-1.0	A3	P0	COMP	1.000
0.619000	0.619			0.0255	0.310	mg/kg	SBQ03	SBQ103-PS1-3.0	A2	D		3.000
0.617000	0.617			0.0214	0.260	mg/kg	SBS12	SBS12-0.5	A5	P0		0.500
0.615000	0.615			0.0239	0.290	mg/kg	SBP08	SBP08-15.0-20.0	A4	P0	COMP	0.000
0.610000	0.610			0.0268	0.325	mg/kg	SBT07-P2	SBT07-PS2-3.5	A2	P0		3.500
0.607000	0.607			0.0222	0.270	mg/kg	SBV10-T4	SBV10-T4-T3	A2	P0	COMP	0.000
0.606000	0.606			0.0214	0.260	mg/kg	SBI12	SBI12-0.5	A3	P0		0.500
0.599000	0.599			0.0243	0.295	mg/kg	SBR09	SBR09-15.5	A2	P0		15.500
0.599000	0.599			0.0260	0.315	mg/kg	SBT08-P1	SBT08-PS1-3.0	A2	P0		3.000
0.595000	0.595			0.0251	0.305	mg/kg	SBO07	SBO07-19.5	A4	P0		19.500
0.595000	0.595			0.0214	0.260	mg/kg	SBS09	SBS09-0.5	A2	P0		0.500
0.584000	0.584			0.0214	0.260	mg/kg	SBK08	SBK08-0.5	A4	P0		0.500
0.580000	0.580			0.0214	0.260	mg/kg	SBJ05	SBJ05-0.5	A4	P0		0.500
0.578000	0.578			0.0214	0.260	mg/kg	SBR11	SBR11-0.5	A5	P0		0.500
0.577000	0.577			0.0214	0.260	mg/kg	SBK11	SBK11-0.5	A3	P0		0.500
0.576000	0.576			0.0214	0.260	mg/kg	SBM06	SBM06-0.5	A4	P0		0.500
0.573000	0.573			0.0222	0.270	mg/kg	SBV12	SBV12-0.5-1.5	A2	P0	COMP	0.000
0.571000	0.571			0.0214	0.260	mg/kg	SBU11	SBU11-0.5	A2	P0		0.500
0.563000	0.563			0.0231	0.280	mg/kg	SBL05	SBL05-4.0	A4	P0		4.000

Notes: Results sorted by: 1) parameter; 2) highest to lowest detected concentration; VQ - ABBL validation flag; LQ - lab qualifier; "J" - the result is an estimated quantity; "D" - analysis required dilution; "B" - analyte detected in blank; composite samples are indicated by the abbreviation "COMP". *The 2006 Tetra Tech results were converted from wet weight to dry weight based on depth-discrete average moisture content measured during ABBL's 2007 investigation (see report Section 1.4.3).

Table 3B
Cover Soil Analytical Results
Detected Metal Concentrations

Cover Soil Report
Former CalCompact Landfill
Carson, California

Dry Wt. Conc.*	Reported Conc.*	VQ	LQ	MDL	PQL	Units	Boring ID	Sample ID	Landfill Cell	Primary (P0) or Dup (D)	Com-posite	Depth (ft bgs)
Molybdenum												
0.562000	0.562			0.0247	0.300	mg/kg	SBH09	SBH09-14.0	A3	P0		14.000
0.561000	0.561		J	0.0260	0.315	mg/kg	SBR05-T2	SBR105-T2-5.5	A2	D		5.500
0.560000	0.560			0.0214	0.260	mg/kg	SBEF	SBEF-0.5	A3	P0	COMP	0.500
0.553000	0.553			0.0235	0.285	mg/kg	SBH10	SBH10-0.5-15.0	A3	P0	COMP	0.000
0.547000	0.547			0.0218	0.265	mg/kg	SBTUV	SBTUV-0.5	A2,	P0	COMP	0.500
0.544000	0.544			0.0214	0.260	mg/kg	SBEF	SBEF-1.0	A3	P0	COMP	1.000
0.541000	0.541			0.0218	0.265	mg/kg	SBJ06	SBJ06-0.5	A4	P0		0.500
0.540000	0.540			0.0214	0.260	mg/kg	SBK03	SBK03-0.5	A4	P0		0.500
0.539000	0.539			0.0218	0.265	mg/kg	SBS08	SBS08-0.5	A2	P0		0.500
0.533000	0.533			0.0260	0.315	mg/kg	SBG08	SBG08-8.0	A3	P0		8.000
0.524000	0.524		J	0.0210	0.255	mg/kg	SBI08	SBI08-0.5	A3	P0		0.500
0.523000	0.523			0.0243	0.295	mg/kg	SBT12	SBT12-7.0	A5	P0		7.000
0.516000	0.516			0.0243	0.295	mg/kg	SBR08	SBR08-9.0	A2	P0		9.000
0.514000	0.514			0.0243	0.295	mg/kg	SBN01-T1	SBN01-T1-T2	A2	P0	COMP	0.000
0.513000	0.513			0.0231	0.280	mg/kg	SBU12	SBU12-0.5-2.0	A2	P0	COMP	0.000
0.512000	0.512			0.0247	0.300	mg/kg	SBO10	SBO10-13.0	A4	P0		13.000
0.511000	0.511			0.0222	0.270	mg/kg	SBQ05	SBQ05-0.5-10.0	A2	P0	COMP	0.000
0.507000	0.507			0.0218	0.265	mg/kg	SBG08	SBG08-0.5-3.0	A3	P0	COMP	0.000
0.499000	0.499			0.0231	0.280	mg/kg	SBJ04	SBJ04-7.0	A4	P0		7.000
0.499000	0.499			0.0239	0.290	mg/kg	SBN11	SBN11-3.5	A5	P0		3.500
0.491000	0.491			0.0222	0.270	mg/kg	SBO08	SBO08-0.5-5.0	A4	P0	COMP	0.000
0.490000	0.490			0.0218	0.265	mg/kg	SBL07	SBL07-0.5-2.5	A4	P0	COMP	0.000
0.490000	0.490			0.0227	0.275	mg/kg	SBQ07	SBQ07-0.5-5.0	A2	P0	COMP	0.000
0.486000	0.486			0.0214	0.260	mg/kg	SBN12	SBN12-0.5	A5	P0		0.500
0.485000	0.485			0.0210	0.255	mg/kg	SBL04	SBL04-0.5	A4	P0		0.500
0.481000	0.481			0.0235	0.285	mg/kg	SBG09	SBG09-0.5-15.0	A3	P0	COMP	0.000
0.481000	0.481			0.0214	0.260	mg/kg	SBH06	SBH06-0.5	A3	P0		0.500
0.478000	0.478			0.0268	0.325	mg/kg	SBJ12	SBJ12-10.0	A3	P0		10.000
0.475000	0.475			0.0214	0.260	mg/kg	SBK04	SBK04-0.5	A4	P0		0.500
0.470000	0.470			0.0239	0.290	mg/kg	SBN01-T1	SBN01-T1-T2D	A2	D	COMP	0.000
0.467000	0.467			0.0210	0.255	mg/kg	SBO11	SBO11-0.5	A5	P0		0.500
0.459000	0.459			0.0243	0.295	mg/kg	SBP06	SBP06-15.0-20.0	A2	P0	COMP	0.000
0.457000	0.457			0.0214	0.260	mg/kg	SBV10-T1	SBV10-T1-0.5	A2	P0		0.500
0.448000	0.448			0.0260	0.315	mg/kg	SBR05-P1	SBR05-PS1-3.5	A2	P0		3.500
0.446000	0.446			0.0247	0.300	mg/kg	SBU10	SBU10-8.0	A2	P0		8.000
0.445000	0.445		J	0.0214	0.260	mg/kg	SBI09	SBI09-0.5	A3	P0		0.500
0.445000	0.445			0.0214	0.260	mg/kg	SBJ11	SBJ11-10.0	A3	P0		10.000
0.444000	0.444			0.0214	0.260	mg/kg	SBH06	SBH106-0.5	A3	D		0.500
0.440000	0.440			0.0218	0.265	mg/kg	SBI03	SBI03-0.5	A4	P0		0.500
0.438000	0.438			0.0214	0.260	mg/kg	SBK09	SBK09-0.5	A4	P0		0.500
0.437000	0.437			0.0227	0.275	mg/kg	SBN06	SBN06-0.5-5.0	A4	P0	COMP	0.000
0.427000	0.427			0.0222	0.270	mg/kg	SBJ04	SBJ04-0.5-2.0	A4	P0	COMP	0.000
0.427000	0.427			0.0227	0.275	mg/kg	SBM04	SBM04-15.0	A2	P0		15.000
0.427000	0.427			0.0239	0.290	mg/kg	SBS11	SBS11-5.0	A5	P0		5.000
0.426000	0.426		J	0.0214	0.260	mg/kg	SBH05	SBH105-0.5	A3	D		0.500

Notes: Results sorted by: 1) parameter; 2) highest to lowest detected concentration; VQ - ABBL validation flag; LQ - lab qualifier; "J" - the result is an estimated quantity; "D" - analysis required dilution; "B" - analyte detected in blank; composite samples are indicated by the abbreviation "COMP". *The 2006 Tetra Tech results were converted from wet weight to dry weight based on depth-discrete average moisture content measured during ABBL's 2007 investigation (see report Section 1.4.3).

Table 3B
Cover Soil Analytical Results
Detected Metal Concentrations

Cover Soil Report
Former CalCompact Landfill
Carson, California

Dry Wt. Conc.*	Reported Conc.*	VQ	LQ	MDL	PQL	Units	Boring ID	Sample ID	Landfill Cell	Primary (P0) or Dup (D)	Com-posite	Depth (ft bgs)
Molybdenum												
0.422000	0.422			0.0239	0.290	mg/kg	SBO09	SBO09-0.5-10.0	A4	P0	COMP	0.000
0.422000	0.422			0.0235	0.285	mg/kg	SBP07	SBP07-25.0	A2	P0		25.000
0.414000	0.414	J		0.0214	0.260	mg/kg	SBJ10	SBJ10-0.5	A3	P0		0.500
0.412000	0.412			0.0231	0.280	mg/kg	SBS06-T1	SBS06-T1-T2	A2	P0	COMP	0.000
0.408000	0.408			0.0239	0.290	mg/kg	SBO07	SBO07-0.5-15.0	A4	P0	COMP	0.000
0.406000	0.406			0.0235	0.285	mg/kg	SBP03-T1	SBP03-T1-T2D	A2	D	COMP	0.000
0.404000	0.404			0.0280	0.340	mg/kg	SBI11-P1	SBI11-PS1-15.0	A3	P0		15.000
0.404000	0.404			0.0227	0.275	mg/kg	SBO04	SBO04-0.5-5.0	A2	P0	COMP	0.000
0.404000	0.404			0.0239	0.290	mg/kg	SBQ08	SBQ08-9.0	A2	P0		9.000
0.403000	0.403			0.0210	0.255	mg/kg	SBJ09	SBJ09-0.5	A3	P0		0.500
0.398000	0.398			0.0235	0.285	mg/kg	SBR11	SBR11-5.0	A5	P0		5.000
0.395000	0.395			0.0222	0.270	mg/kg	SBR10	SBR10-0.5-5.0	A5	P0	COMP	0.000
0.394000	0.394			0.0239	0.290	mg/kg	SBN08	SBN08-14.0	A4	P0		14.000
0.394000	0.394			0.0218	0.265	mg/kg	SBS11	SBS11-0.5	A5	P0		0.500
0.392000	0.392			0.0231	0.280	mg/kg	SBI12	SBI112-5.0	A3	D		5.000
0.392000	0.392			0.0235	0.285	mg/kg	SBL06	SBL06-4.5	A4	P0		4.500
0.388000	0.388			0.0243	0.295	mg/kg	SBKLM2	SBKLM-PS-5.0	A3,	P0	COMP	5.000
0.387000	0.387			0.0214	0.260	mg/kg	SBL08	SBL08-0.5	A4	P0		0.500
0.387000	0.387			0.0235	0.285	mg/kg	SBN06	SBN06-8.0	A4	P0		8.000
0.384000	0.384			0.0214	0.260	mg/kg	SBM05	SBM05-0.5	A4	P0		0.500
0.384000	0.384			0.0268	0.325	mg/kg	SBP02-P1	SBP02-PS1-4.0	A2	P0		4.000
0.383000	0.383			0.0218	0.265	mg/kg	SBM13-P2	SBM13-P2-1.0	A5	P0		1.000
0.371000	0.371			0.0260	0.315	mg/kg	SBS09	SBS09-3.5	A2	P0		3.500
0.368000	0.368			0.0260	0.315	mg/kg	SBL04	SBL04-4.0	A4	P0		4.000
0.365000	0.365			0.0243	0.295	mg/kg	SBI10	SBI10-5.0	A3	P0		5.000
0.364000	0.364			0.0214	0.260	mg/kg	SBL11	SBL11-0.5	A3	P0		0.500
0.360000	0.360			0.0272	0.330	mg/kg	SBFG	SBFG-PS-5.0	A3	P0	COMP	5.000
0.360000	0.360			0.0235	0.285	mg/kg	SBU09-T2	SBU09-T2-0.5-10.0	A2	P0	COMP	0.000
0.358000	0.358			0.0214	0.260	mg/kg	SBJ09	SBJ109-0.5	A3	D		0.500
0.346000	0.346			0.0243	0.295	mg/kg	SBQ07	SBQ07-8.0	A2	P0		8.000
0.335000	0.335			0.0243	0.295	mg/kg	SBN04	SBN04-15.0-20.0	A2	P0	COMP	0.000
0.328000	0.328			0.0214	0.260	mg/kg	SBI04	SBI04-0.5-3.0	A4	P0	COMP	0.000
0.318000	0.318			0.0214	0.260	mg/kg	SBJ08	SBJ08-0.5	A3	P0		0.500
0.315000	0.315			0.0235	0.285	mg/kg	SBP03-T1	SBP03-T1-T2	A2	P0	COMP	0.000
0.309000	0.309			0.0231	0.280	mg/kg	SBN04	SBN04-0.5-10.0	A2	P0	COMP	0.000
0.307000	0.307			0.0235	0.285	mg/kg	SBE04-P1	SBE04-PS1-3.0	A3	P0		3.000
0.306000	0.306			0.0210	0.255	mg/kg	SBV10-T2	SBV10-T2-0.5	A2	P0		0.500
0.305000	0.305			0.0214	0.260	mg/kg	SBM10	SBM10-0.5	A4	P0		0.500
0.301000	0.301			0.0235	0.285	mg/kg	SBI12	SBI12-5.0	A3	P0		5.000
0.296000	0.296	J	J	0.0260	0.315	mg/kg	SBF05-P2	SBF05-PS2-15.0	A3	P0		15.000
0.290000	0.290			0.0231	0.280	mg/kg	SBP08	SBP08-0.5-10.0	A4	P0	COMP	0.000
0.283000	0.283			0.0222	0.270	mg/kg	SBF05	SBF05-0.5-2.0	A3	P0	COMP	0.000
0.269000	0.269		J	0.0239	0.290	mg/kg	SBH10	SBH10-5.0	A3	P0		5.000
0.265000	0.265	J		0.0214	0.260	mg/kg	SBI08	SBI108-0.5	A3	D		0.500
0.259000	0.259		J	0.0214	0.260	mg/kg	SBI07	SBI07-0.5	A3	P0		0.500

Notes: Results sorted by: 1) parameter; 2) highest to lowest detected concentration; VQ - ABBL validation flag; LQ - lab qualifier; "J" - the result is an estimated quantity; "D" - analysis required dilution; "B" - analyte detected in blank; composite samples are indicated by the abbreviation "COMP". *The 2006 Tetra Tech results were converted from wet weight to dry weight based on depth-discrete average moisture content measured during ABBL's 2007 investigation (see report Section 1.4.3).

Table 3B
Cover Soil Analytical Results
Detected Metal Concentrations

Cover Soil Report
Former CalCompact Landfill
Carson, California

Dry Wt. Conc.*	Reported Conc.*	VQ	LQ	MDL	PQL	Units	Boring ID	Sample ID	Landfill Cell	Primary (P0) or Dup (D)	Com-posite	Depth (ft bgs)
Molybdenum												
0.256000	0.256	J	J	0.0214	0.260	mg/kg	SBH05	SBH05-0.5	A3	P0		0.500
0.256000	0.256		J	0.0222	0.270	mg/kg	SBP11	SBP11-5.0	A5	P0		5.000
0.247000	0.247		J	0.0218	0.265	mg/kg	SBQ04	SBQ04-0.5	A2	P0		0.500
0.243000	0.243		J	0.0260	0.315	mg/kg	SBI04	SBI04-8.0	A4	P0		8.000
0.241000	0.241	J	J	0.0214	0.260	mg/kg	SBI09	SBI109-0.5	A3	D		0.500
0.240000	0.240		J	0.0214	0.260	mg/kg	SBI05	SBI05-0.5	A4	P0		0.500
0.239000	0.239		J	0.0260	0.315	mg/kg	SBM06	SBM06-4.5	A4	P0		4.500
0.225000	0.225		J	0.0231	0.280	mg/kg	SBF06	SBF06-0.5-4.0	A3	P0	COMP	0.000
0.215000	0.215		J	0.0272	0.330	mg/kg	SBE03-P1	SBE03-PS1-15.0	A3	P0		15.000
0.174000	0.174		J	0.0235	0.285	mg/kg	SBQ04-T1	SBQ04-T1-T2	A2	P0	COMP	0.000
0.169000	0.169		J	0.0222	0.270	mg/kg	SBU08-T1	SBU08-T1-T2	A2	P0	COMP	0.000
0.161000	0.161		J	0.0214	0.260	mg/kg	SBM12	SBM12-0.5	A3	P0		0.500
0.154000	0.154	J	J	0.0231	0.280	mg/kg	SBQ12	SBQ12-15.0	A5	P0		15.000
0.147000	0.147		J	0.0247	0.300	mg/kg	SBQRST	SBQRST-PS-5.0	A5	P0	COMP	5.000
0.146000	0.146		J	0.0218	0.265	mg/kg	SBJ07	SBJ07-0.5	A4	P0		0.500
0.135000	0.135		J	0.0227	0.275	mg/kg	SBN10	SBN10-0.5-5.0	A4	P0	COMP	0.000
0.127000	0.127		J	0.0235	0.285	mg/kg	SBO05	SBO05-20.0	A2	P0		20.000
0.121000	0.121		J	0.0227	0.275	mg/kg	SBQ11	SBQ11-0.5-10.0	A5	P0	COMP	0.000
0.113000	0.113		J	0.0214	0.260	mg/kg	SBI10	SBI10-0.5	A3	P0		0.500
0.110000	0.110		J	0.0214	0.260	mg/kg	SBG05	SBG05-0.5	A3	P0		0.500
0.108000	0.108		J	0.0218	0.265	mg/kg	SBG05	SBG105-0.5	A3	D		0.500
0.106000	0.106		J	0.0235	0.285	mg/kg	SBK03	SBK03-4.0	A4	P0		4.000
0.069300	0.0693		J	0.0235	0.285	mg/kg	SBO02-T1	SBO02-T1-T2	A2	P0	COMP	0.000
0.061700	0.0617		J	0.0260	0.315	mg/kg	SBP06	SBP06-24.0	A2	P0		24.000
0.048900	0.0489		J	0.0247	0.300	mg/kg	SBQ07	SBQ107-8.0	A2	D		8.000
0.039200	0.0392		J	0.0247	0.300	mg/kg	SBG09	SBG09-18.0	A3	P0		18.000
0.025400	0.0254		J	0.0214	0.260	mg/kg	SBH08	SBH08-0.5	A3	P0		0.500
Nickel												
191.0000	191			0.0416	0.300	mg/kg	SBP09	SBP09-24.5	A4	P0		24.500
145.0000	145			0.0430	0.310	mg/kg	SBQ06	SBQ06-5.0	A2	P0		5.000
80.52880	67.0			2.5	5.0	mg/kg	SBN01	A2-N1-SB14-8'-D	A2	P0		8.000
73.00000	73.0			0.0374	0.270	mg/kg	SBU09-T3	SBU09-T3-0.5-3.5	A2	P0	COMP	0.000
60.70000	60.7			0.0416	0.300	mg/kg	SBH09	SBH09-14.0	A3	P0		14.000
57.20000	57.2			0.0374	0.270	mg/kg	SBL09	SBL09-0.5	A4	P0		0.500
52.50000	52.5			0.0499	0.360	mg/kg	SBF05-P1	SBF05-PS1-15.0	A3	P0		15.000
39.40000	39.4			0.0464	0.335	mg/kg	SBR05-P2	SBR05-PS2-3.5	A2	P0		3.500
36.00000	36.0			0.0471	0.340	mg/kg	SBR06	SBR06-9.0	A2	P0		9.000
35.60000	35.6			0.0471	0.340	mg/kg	SBP12	SBP12-10.0	A5	P0		10.000
34.10000	34.1			0.0437	0.315	mg/kg	SBR07	SBR07-8.0	A2	P0		8.000
33.20000	33.2			0.0416	0.300	mg/kg	SBV12-P1	SBV12-PS1-15.0	A2	P0		15.000
32.60000	32.6			0.0471	0.340	mg/kg	SBI12-P1	SBI12-PS1-15.0	A3	P0		15.000
32.50000	32.5			0.0485	0.350	mg/kg	SBN12	SBN12-5.0	A5	P0		5.000
32.00000	32.0			0.0437	0.315	mg/kg	SBL04	SBL04-4.0	A4	P0		4.000
31.90000	31.9			0.0499	0.360	mg/kg	SBH10-P1	SBH110-PS1-15.0	A3	D		15.000

Notes: Results sorted by: 1) parameter; 2) highest to lowest detected concentration; VQ - ABBL validation flag; LQ - lab qualifier; "J" - the result is an estimated quantity; "D" - analysis required dilution; "B" - analyte detected in blank; composite samples are indicated by the abbreviation "COMP". *The 2006 Tetra Tech results were converted from wet weight to dry weight based on depth-discrete average moisture content measured during ABBL's 2007 investigation (see report Section 1.4.3).

Table 3B
Cover Soil Analytical Results
Detected Metal Concentrations

Cover Soil Report
Former CalCompact Landfill
Carson, California

Dry Wt. Conc.*	Reported Conc.*	VQ	LQ	MDL	PQL	Units	Boring ID	Sample ID	Landfill Cell	Primary (P0) or Dup (D)	Com-posite	Depth (ft bgs)
Nickel												
31.20000	31.2			0.0450	0.325	mg/kg	SBV13-P1	SBV13-PS1-15.0	A2	P0		15.000
30.70000	30.7			0.0450	0.325	mg/kg	SBN01-P1	SBN01-PS1-3.0	A2	P0		3.000
30.50000	30.5			0.0444	0.320	mg/kg	SBP05	SBP05-26.0	A2	P0		26.000
30.50000	30.5			0.0430	0.310	mg/kg	SBU11	SBU11-5.5	A2	P0		5.500
30.30000	30.3			0.0492	0.355	mg/kg	SBV11-P2	SBV11-PS2-15.0	A2	P0		15.000
30.00000	30.0			0.0457	0.330	mg/kg	SBO12	SBO12-4.0	A5	P0		4.000
29.60000	29.6			0.0437	0.315	mg/kg	SBG08	SBG08-8.0	A3	P0		8.000
29.60000	29.6			0.0437	0.315	mg/kg	SBT10	SBT10-6.5	A2	P0		6.500
29.50000	29.5			0.0430	0.310	mg/kg	SBQ03	SBQ103-PS1-3.0	A2	D		3.000
29.40000	29.4			0.0457	0.330	mg/kg	SBE03-P1	SBE03-PS1-15.0	A3	P0		15.000
29.30000	29.3			0.0471	0.340	mg/kg	SBI11-P1	SBI11-PS1-15.0	A3	P0		15.000
29.30000	29.3			0.0388	0.280	mg/kg	SBO09	SBO09-15.0-20.0	A4	P0	COMP	0.000
29.30000	29.3			0.0437	0.315	mg/kg	SBU09-P1	SBU09-PS1-4.0	A2	P0		4.000
29.10000	29.1			0.0409	0.295	mg/kg	SBI03	SBI03-4.0	A4	P0		4.000
29.10000	29.1			0.0395	0.285	mg/kg	SBR06	SBR06-0.5-4.0	A2	P0	COMP	0.000
28.90000	28.9			0.0464	0.335	mg/kg	SBO11	SBO11-4.0	A5	P0		4.000
28.60000	28.6			0.0395	0.285	mg/kg	SBK05	SBK05-3.5'	A4	P0		3.500
28.30000	28.3			0.0437	0.315	mg/kg	SBO02-T2	SBO02-T2-4.5	A2	P0		4.500
28.30000	28.3			0.0388	0.280	mg/kg	SBUV	SBUV-1.0	A2	P0	COMP	1.000
27.90000	27.9			0.0374	0.270	mg/kg	SBUV	SBUV-0.5	A2	P0	COMP	0.500
27.80000	27.8			0.0402	0.290	mg/kg	SBTUV	SBTUV-PS-5.0	A2,	P0	COMP	5.000
27.70000	27.7			0.0360	0.260	mg/kg	SBK08	SBK08-0.5	A4	P0		0.500
27.70000	27.7			0.0423	0.305	mg/kg	SBV10-T1	SBV10-T1-4.5	A2	P0		4.500
27.60000	27.6			0.0450	0.325	mg/kg	SBS06-P1	SBS06-PS1-3.0	A2	P0		3.000
27.50000	27.5			0.0437	0.315	mg/kg	SBO02-P1	SBO02-PS1-3.5	A2	P0		3.500
27.50000	27.5			0.0464	0.335	mg/kg	SBP03-T2	SBP03-T2-4.0	A2	P0		4.000
27.50000	27.5			0.0444	0.320	mg/kg	SBQ05	SBQ05-15.0-17.0	A2	P0	COMP	0.000
27.50000	27.5			0.0478	0.345	mg/kg	SBT13-P2	SBT113-PS2-15.0	A5	D		15.000
27.40000	27.4			0.0423	0.305	mg/kg	SBS07	SBS07-10.0	A2	P0		10.000
27.40000	27.4			0.0492	0.355	mg/kg	SBT13-P2	SBT13-PS2-15.0	A5	P0		15.000
27.40000	27.4			0.0374	0.270	mg/kg	SBTUV	SBTUV-1.0	A2,	P0	COMP	1.000
27.30000	27.3			0.0367	0.265	mg/kg	SBKLM	SBKLM-0.5	A3	P0	COMP	0.500
27.00000	27.0			0.0367	0.265	mg/kg	SBJ06	SBJ06-0.5	A4	P0		0.500
27.00000	27.0			0.0367	0.265	mg/kg	SBQ06	SBQ06-0.5	A2	P0		0.500
27.00000	27.0			0.0409	0.295	mg/kg	SBT12	SBT12-7.0	A5	P0		7.000
26.80000	26.8			0.0437	0.315	mg/kg	SBP10	SBP10-15.0	A4	P0		15.000
26.60000	26.6			0.0367	0.265	mg/kg	SBKLM	SBKLM-1.0	A3	P0	COMP	1.000
26.60000	26.6			0.0402	0.290	mg/kg	SBR05	SBR05-0.5-3.0	A2	P0	COMP	0.000
26.60000	26.6			0.0395	0.285	mg/kg	SBS10	SBS10-0.5-8.0	A2	P0	COMP	0.000
26.60000	26.6			0.0478	0.345	mg/kg	SBV11-P1	SBV11-PS1-15.0	A2	P0		15.000
26.50000	26.5			0.0416	0.300	mg/kg	SBH10	SBH10-18.5	A3	P0		18.500
26.50000	26.5			0.0437	0.315	mg/kg	SBQ04	SBQ04-4.0	A2	P0		4.000
26.50000	26.5			0.0374	0.270	mg/kg	SBRS	SBRS-0.5	A5	P0	COMP	0.500
26.50000	26.5			0.0388	0.280	mg/kg	SBS07	SBS07-0.5-5.0	A2	P0	COMP	0.000
26.40000	26.4			0.0416	0.300	mg/kg	SBN08	SBN08-18.5	A4	P0		18.500

Notes: Results sorted by: 1) parameter; 2) highest to lowest detected concentration; VQ - ABBL validation flag; LQ - lab qualifier; "J" - the result is an estimated quantity; "D" - analysis required dilution; "B" - analyte detected in blank; composite samples are indicated by the abbreviation "COMP". *The 2006 Tetra Tech results were converted from wet weight to dry weight based on depth-discrete average moisture content measured during ABBL's 2007 investigation (see report Section 1.4.3).

Table 3B
Cover Soil Analytical Results
Detected Metal Concentrations

Cover Soil Report
Former CalCompact Landfill
Carson, California

Dry Wt. Conc.*	Reported Conc.*	VQ	LQ	MDL	PQL	Units	Boring ID	Sample ID	Landfill Cell	Primary (P0) or Dup (D)	Com-posite	Depth (ft bgs)
Nickel												
26.40000	26.4			0.0367	0.265	mg/kg	SBNOP	SBNOP-1.0	A5	P0	COMP	1.000
26.40000	26.4			0.0367	0.265	mg/kg	SBQ04	SBQ04-0.5	A2	P0		0.500
26.40000	26.4			0.0367	0.265	mg/kg	SBTUV	SBTUV-0.5	A2,	P0	COMP	0.500
26.40000	26.4			0.0471	0.340	mg/kg	SBU09-P2	SBU09-PS2-3.5	A2	P0		3.500
26.30000	26.3			0.0450	0.325	mg/kg	SBT07-P2	SBT07-PS2-3.5	A2	P0		3.500
26.20000	26.2			0.0423	0.305	mg/kg	SBR05	SBR05-8.0	A2	P0		8.000
26.20000	26.2			0.0471	0.340	mg/kg	SBU13-P1	SBU13-PS1-15.0	A2	P0		15.000
26.10000	26.1			0.0437	0.315	mg/kg	SBI04	SBI04-8.0	A4	P0		8.000
26.10000	26.1			0.0444	0.320	mg/kg	SBK13-P1	SBK13-PS1-9.0	A3	P0		9.000
26.10000	26.1			0.0409	0.295	mg/kg	SBN04	SBN04-15.0-20.0	A2	P0	COMP	0.000
26.10000	26.1			0.0388	0.280	mg/kg	SBT12	SBT12-0.5-5.0	A5	P0	COMP	0.000
26.00000	26.0			0.0360	0.260	mg/kg	SBJ05	SBJ05-0.5	A4	P0		0.500
25.90000	25.9			0.0430	0.310	mg/kg	SBL07	SBL07-6.5	A4	P0		6.500
25.90000	25.9			0.0450	0.325	mg/kg	SBP03-P1	SBP03-PS1-4.5	A2	P0		4.500
25.90000	25.9			0.0437	0.315	mg/kg	SBQ03-P1	SBQ03-PS1-3.0	A2	P0		3.000
25.80000	25.8			0.0360	0.260	mg/kg	SBK11	SBK11-0.5	A3	P0		0.500
25.80000	25.8			0.0437	0.315	mg/kg	SBN01-T2	SBN01-T2-4.5	A2	P0		4.500
25.80000	25.8			0.0402	0.290	mg/kg	SBS06	SBS06-0.5-5.0	A2	P0	COMP	0.000
25.60000	25.6			0.0360	0.260	mg/kg	SBIJ	SBIJ-0.5	A3	P0	COMP	0.500
25.60000	25.6			0.0374	0.270	mg/kg	SBNO	SBNO-1.0	A5	P0	COMP	1.000
25.60000	25.6			0.0374	0.270	mg/kg	SBPQ	SBPQ0.5	A5	P0	COMP	0.500
25.60000	25.6			0.0450	0.325	mg/kg	SBS08	SBS08-6.0	A2	P0		6.000
25.50000	25.5			0.0388	0.280	mg/kg	SBPQ	SBPQ-1.0	A5	P0	COMP	1.000
25.50000	25.5			0.0388	0.280	mg/kg	SBU12	SBU12-0.5-2.0	A2	P0	COMP	0.000
25.50000	25.5			0.0430	0.310	mg/kg	SBV11	SBV11-6.0	A2	P0		6.000
25.40000	25.4			0.0360	0.260	mg/kg	SBNOP	SBNOP-0.5	A5	P0	COMP	0.500
25.30000	25.3			0.0450	0.325	mg/kg	SBH10-P1	SBH10-PS1-5.0	A3	P0		5.000
25.30000	25.3			0.0402	0.290	mg/kg	SBP13-P2	SBP13-PS2-4.0	A5	P0		4.000
25.30000	25.3			0.0395	0.285	mg/kg	SBQ09	SBQ09-15.0	A4	P0		15.000
25.30000	25.3			0.0395	0.285	mg/kg	SBR07	SBR07-0.5-6.0	A2	P0	COMP	0.000
25.30000	25.3			0.0437	0.315	mg/kg	SBS06	SBS106-10.0	A2	D		10.000
25.20000	25.2			0.0381	0.275	mg/kg	SBV09-T1	SBV09-T1-0.5-5.0	A2	P0	COMP	0.000
25.10000	25.1			0.0367	0.265	mg/kg	SBQRST	SBQRST-1.0	A5	P0	COMP	1.000
25.00000	25.0			0.0367	0.265	mg/kg	SBIJ	SBIJ-1.0	A3	P0	COMP	1.000
25.00000	25.0	J		0.0450	0.325	mg/kg	SBJ12	SBJ12-10.0	A3	P0		10.000
25.00000	25.0			0.0374	0.270	mg/kg	SBNO	SBNO-0.5	A5	P0	COMP	0.500
25.00000	25.0			0.0395	0.285	mg/kg	SBO01-P1	SBO01-PS1-4.5	A2	P0		4.500
25.00000	25.0			0.0450	0.325	mg/kg	SBQ11	SBQ11-15.0	A5	P0		15.000
25.00000	25.0			0.0416	0.300	mg/kg	SBU09	SBU09-13.0	A2	P0		13.000
24.90000	24.9			0.0388	0.280	mg/kg	SBJ03	SBJ03-0.5-3.0	A4	P0	COMP	0.000
24.90000	24.9			0.0395	0.285	mg/kg	SBO06	SBO06-0.5-15.0	A2	P0	COMP	0.000
24.90000	24.9			0.0444	0.320	mg/kg	SBS06-P2	SBS06-PS2-3.0	A2	P0		3.000
24.80000	24.8			0.0395	0.285	mg/kg	SBJ03	SBJ03-6.5	A4	P0		6.500
24.80000	24.8			0.0367	0.265	mg/kg	SBM13-P2	SBM13-P2-1.0	A5	P0		1.000
24.80000	24.8			0.0437	0.315	mg/kg	SBU09-T1	SBU09-T1-8.5	A2	P0		8.500

Notes: Results sorted by: 1) parameter; 2) highest to lowest detected concentration; VQ - ABBL validation flag; LQ - lab qualifier; "J" - the result is an estimated quantity; "D" - analysis required dilution; "B" - analyte detected in blank; composite samples are indicated by the abbreviation "COMP". *The 2006 Tetra Tech results were converted from wet weight to dry weight based on depth-discrete average moisture content measured during ABBL's 2007 investigation (see report Section 1.4.3).

Table 3B
Cover Soil Analytical Results
Detected Metal Concentrations

Cover Soil Report
Former CalCompact Landfill
Carson, California

Dry Wt. Conc.*	Reported Conc.*	VQ	LQ	MDL	PQL	Units	Boring ID	Sample ID	Landfill Cell	Primary (P0) or Dup (D)	Com-posite	Depth (ft bgs)
Nickel												
24.70000	24.7			0.0388	0.280	mg/kg	SBR12	SBR12-0.5-15.0	A5	P0	COMP	0.000
24.70000	24.7			0.0430	0.310	mg/kg	SBS06	SBS06-10.0	A2	P0		10.000
24.70000	24.7			0.0360	0.260	mg/kg	SBS12	SBS12-0.5	A5	P0		0.500
24.60000	24.6			0.0374	0.270	mg/kg	SBL06	SBL06-0.5-2.0	A4	P0	COMP	0.000
24.50000	24.5			0.0444	0.320	mg/kg	SBH11-P1	SBH11-PS1-5.0	A3	P0		5.000
24.50000	24.5			0.0360	0.260	mg/kg	SBI10	SBI10-0.5	A3	P0		0.500
24.50000	24.5			0.0444	0.320	mg/kg	SBQ04-T2	SBQ04-T2-4.5	A2	P0		4.500
24.50000	24.5			0.0395	0.285	mg/kg	SBQ09	SBQ09-0.5-10.0	A4	P0	COMP	0.000
24.50000	24.5			0.0388	0.280	mg/kg	SBR09	SBR09-0.5-10.0	A2	P0	COMP	0.000
24.50000	24.5			0.0367	0.265	mg/kg	SBS08	SBS08-0.5	A2	P0		0.500
24.40000	24.4			0.0360	0.260	mg/kg	SBK05	SBK05-0.5	A4	P0		0.500
24.40000	24.4			0.0360	0.260	mg/kg	SBQRST	SBQRST-0.5	A5	P0	COMP	0.500
24.30000	24.3			0.0360	0.260	mg/kg	SBL05	SBL05-0.5	A4	P0		0.500
24.30000	24.3			0.0360	0.260	mg/kg	SBU11	SBU11-0.5	A2	P0		0.500
24.20000	24.2			0.0430	0.310	mg/kg	SBN01-2T2	SBN101-2T2-8.5	A2	D		8.500
24.20000	24.2			0.0388	0.280	mg/kg	SBT08	SBT08-0.5-5.0	A2	P0	COMP	0.000
24.20000	24.2			0.0388	0.280	mg/kg	SBT10	SBT10-0.5-3.0	A2	P0	COMP	0.000
24.20000	24.2			0.0416	0.300	mg/kg	SBU12	SBU12-7.0	A2	P0		7.000
24.10000	24.1			0.0416	0.300	mg/kg	SBN04	SBN04-25.0	A2	P0		25.000
24.10000	24.1			0.0430	0.310	mg/kg	SBQ04-P1	SBQ04-PS1-3.0	A2	P0		3.000
24.10000	24.1			0.0381	0.275	mg/kg	SBRS	SBRS-1.0	A5	P0	COMP	1.000
24.00000	24.0			0.0395	0.285	mg/kg	SBM08	SBM08-0.5-10.0	A4	P0	COMP	0.000
24.00000	24.0			0.0395	0.285	mg/kg	SBN09	SBN09-0.5-10.0	A4	P0	COMP	0.000
23.90000	23.9			0.0367	0.265	mg/kg	SBI06	SBI06-0.5	A4	P0		0.500
23.90000	23.9			0.0430	0.310	mg/kg	SBIJ	SBIJ-PS-5.0	A3	P0	COMP	5.000
23.90000	23.9			0.0353	0.255	mg/kg	SBJ09	SBJ09-0.5	A3	P0		0.500
23.90000	23.9			0.0409	0.295	mg/kg	SBR09	SBR09-15.5	A2	P0		15.500
23.90000	23.9			0.0437	0.315	mg/kg	SBR10	SBR110-9.5	A5	D		9.500
23.90000	23.9			0.0374	0.270	mg/kg	SBTU	SBTU-1.0	A2	P0	COMP	1.000
23.80000	23.8			0.0360	0.260	mg/kg	SBN12	SBN12-0.5	A5	P0		0.500
23.80000	23.8			0.0395	0.285	mg/kg	SBO05	SBO05-0.5-15.0	A2	P0	COMP	0.000
23.80000	23.8			0.0450	0.325	mg/kg	SBP02-P1	SBP02-PS1-4.0	A2	P0		4.000
23.80000	23.8			0.0381	0.275	mg/kg	SBP05	SBP05-0.5-10.0	A2	P0	COMP	0.000
23.70000	23.7			0.0395	0.285	mg/kg	SBO06	SBO06-20.0	A2	P0		20.000
23.70000	23.7			0.0409	0.295	mg/kg	SBQ10	SBQ10-0.5-10.0	A4	P0	COMP	0.000
23.70000	23.7			0.0416	0.300	mg/kg	SBT07-P1	SBT07-PS1-3.0	A2	P0		3.000
23.60000	23.6			0.0416	0.300	mg/kg	SBT07-P1	SBT107-PS1-3.0	A2	D		3.000
23.60000	23.6			0.0395	0.285	mg/kg	SBU09	SBU09-0.5-10.0	A2	P0	COMP	0.000
23.50000	23.5			0.0478	0.345	mg/kg	SBH10-P1	SBH10-PS1-15.0	A3	P0		15.000
23.50000	23.5			0.0416	0.300	mg/kg	SBQ07	SBQ107-8.0	A2	D		8.000
23.50000	23.5			0.0444	0.320	mg/kg	SBR10	SBR10-9.5	A5	P0		9.500
23.43750	19.5			2.5	5.0	mg/kg	SBO02	A2-O2-SB15-8'-D	A2	P0		8.000
23.40000	23.4			0.0402	0.290	mg/kg	SBN05	SBN05-15.0-20.0	A2	P0	COMP	0.000
23.40000	23.4			0.0360	0.260	mg/kg	SBT09	SBT09-0.5	A2	P0		0.500
23.30000	23.3			0.0388	0.280	mg/kg	SBI12	SBI112-5.0	A3	D		5.000

Notes: Results sorted by: 1) parameter; 2) highest to lowest detected concentration; VQ - ABBL validation flag; LQ - lab qualifier; "J" - the result is an estimated quantity; "D" - analysis required dilution; "B" - analyte detected in blank; composite samples are indicated by the abbreviation "COMP". *The 2006 Tetra Tech results were converted from wet weight to dry weight based on depth-discrete average moisture content measured during ABBL's 2007 investigation (see report Section 1.4.3).

Table 3B
Cover Soil Analytical Results
Detected Metal Concentrations

Cover Soil Report
Former CalCompact Landfill
Carson, California

Dry Wt. Conc.*	Reported Conc.*	VQ	LQ	MDL	PQL	Units	Boring ID	Sample ID	Landfill Cell	Primary (P0) or Dup (D)	Com-posite	Depth (ft bgs)
Nickel												
23.30000	23.3			0.0353	0.255	mg/kg	SBL04	SBL04-0.5	A4	P0		0.500
23.30000	23.3			0.0388	0.280	mg/kg	SBP07	SBP07-0.5-10.0	A2	P0	COMP	0.000
23.30000	23.3			0.0360	0.260	mg/kg	SBS09	SBS09-0.5	A2	P0		0.500
23.20000	23.2			0.0423	0.305	mg/kg	SBM13-P1	SBM13-PS1-5.0	A3	P0		5.000
23.20000	23.2			0.0402	0.290	mg/kg	SBN11	SBN11-3.5	A5	P0		3.500
23.20000	23.2			0.0374	0.270	mg/kg	SBO08	SBO08-0.5-5.0	A4	P0	COMP	0.000
23.20000	23.2			0.0444	0.320	mg/kg	SBU09-T3	SBU09-T3-8.5	A2	P0		8.500
23.20000	23.2			0.0388	0.280	mg/kg	SBV09-T2	SBV09-T2-0.5-5.0	A2	P0	COMP	0.000
23.13770	20.5			2.5	5.0	mg/kg	SBE03	A3-E3-SB34-7'-D	A3	P0		7.000
23.10000	23.1			0.0395	0.285	mg/kg	SBJ11	SBJ11-0.5-5.0	A3	P0	COMP	0.000
23.10000	23.1			0.0360	0.260	mg/kg	SBM06	SBM06-0.5	A4	P0		0.500
23.10000	23.1			0.0409	0.295	mg/kg	SBN05	SBN05-25.0	A2	P0		25.000
23.10000	23.1			0.0423	0.305	mg/kg	SBT11	SBT11-9.0	A2	P0		9.000
23.00000	23.0			0.0360	0.260	mg/kg	SBM09	SBM09-0.5	A4	P0		0.500
23.00000	23.0			0.0416	0.300	mg/kg	SBP09	SBP09-20.0	A4	P0		20.000
22.90000	22.9			0.0374	0.270	mg/kg	SBV11	SBV11-0.5-1.5	A2	P0	COMP	0.000
22.80000	22.8			0.0388	0.280	mg/kg	SBG10-P1	SBG110-PS1-4.5	A3	D		4.500
22.80000	22.8			0.0388	0.280	mg/kg	SBU09-T1	SBU09-T1-0.5-3.0	A2	P0	COMP	0.000
22.70000	22.7			0.0402	0.290	mg/kg	SBN01	SBN01-2T1-2T2	A2	P0	COMP	0.000
22.70000	22.7			0.0395	0.285	mg/kg	SBP04	SBP04-0.5-10.0	A2	P0	COMP	0.000
22.70000	22.7			0.0374	0.270	mg/kg	SBU10	SBU10-0.5-5.0	A2	P0	COMP	0.000
22.60000	22.6			0.0381	0.275	mg/kg	SBN06	SBN06-0.5-5.0	A4	P0	COMP	0.000
22.60000	22.6			0.0416	0.300	mg/kg	SBN09	SBN09-13.5	A4	P0		13.500
22.60000	22.6			0.0409	0.295	mg/kg	SBO10	SBO10-0.5-10.0	A4	P0	COMP	0.000
22.60000	22.6			0.0402	0.290	mg/kg	SBP09	SBP09-15.0-20.0	A4	P0	COMP	0.000
22.50000	22.5			0.0388	0.280	mg/kg	SBN04	SBN04-0.5-10.0	A2	P0	COMP	0.000
22.50000	22.5			0.0388	0.280	mg/kg	SBP10	SBP10-0.5-10.0	A4	P0	COMP	0.000
22.50000	22.5			0.0381	0.275	mg/kg	SBQ11	SBQ11-0.5-10.0	A5	P0	COMP	0.000
22.50000	22.5			0.0444	0.320	mg/kg	SBU09-P2	SBU109-PS2-3.5	A2	D		3.500
22.40000	22.4			0.0360	0.260	mg/kg	SBM07	SBM07-0.5	A4	P0		0.500
22.40000	22.4			0.0388	0.280	mg/kg	SBN13-P1	SBN13-PS1-4.5	A5	P0		4.500
22.40000	22.4			0.0416	0.300	mg/kg	SBO10	SBO10-13.0	A4	P0		13.000
22.40000	22.4			0.0367	0.265	mg/kg	SBTU	SBTU-0.5	A2	P0	COMP	0.500
22.30000	22.3			0.0374	0.270	mg/kg	SBQ12	SBQ12-0.5-10	A5	P0	COMP	0.000
22.10000	22.1			0.0437	0.315	mg/kg	SBN07	SBN07-14.5	A4	P0		14.500
22.10000	22.1			0.0402	0.290	mg/kg	SBO09	SBO09-0.5-10.0	A4	P0	COMP	0.000
22.10000	22.1			0.0395	0.285	mg/kg	SBP07	SBP07-25.0	A2	P0		25.000
22.10000	22.1			0.0381	0.275	mg/kg	SBS13-P1	SBS13-PS1-4.0	A5	P0		4.000
22.02510	21.1			2.5	5.0	mg/kg	SBC03	A3-C3-SB32-CM-0.5'-5'	A3	P0	COMP	0.000
22.00000	22.0			0.0367	0.265	mg/kg	SBG05	SBG105-0.5	A3	D		0.500
22.00000	22.0			0.0367	0.265	mg/kg	SBL07	SBL07-0.5-2.5	A4	P0	COMP	0.000
22.00000	22.0			0.0395	0.285	mg/kg	SBQ10	SBQ10-12.5	A4	P0		12.500
22.00000	22.0			0.0437	0.315	mg/kg	SBR05-T2	SBR105-T2-5.5	A2	D		5.500
21.90000	21.9			0.0360	0.260	mg/kg	SBJ09	SBJ109-0.5	A3	D		0.500
21.90000	21.9			0.0395	0.285	mg/kg	SBL06	SBL06-4.5	A4	P0		4.500

Notes: Results sorted by: 1) parameter; 2) highest to lowest detected concentration; VQ - ABBL validation flag; LQ - lab qualifier; "J" - the result is an estimated quantity; "D" - analysis required dilution; "B" - analyte detected in blank; composite samples are indicated by the abbreviation "COMP". *The 2006 Tetra Tech results were converted from wet weight to dry weight based on depth-discrete average moisture content measured during ABBL's 2007 investigation (see report Section 1.4.3).

Table 3B
Cover Soil Analytical Results
Detected Metal Concentrations

Cover Soil Report
Former CalCompact Landfill
Carson, California

Dry Wt. Conc.*	Reported Conc.*	VQ	LQ	MDL	PQL	Units	Boring ID	Sample ID	Landfill Cell	Primary (P0) or Dup (D)	Com-posite	Depth (ft bgs)
Nickel												
21.90000	21.9			0.0416	0.300	mg/kg	SBN09	SBN09-10.0	A4	P0		10.000
21.90000	21.9			0.0402	0.290	mg/kg	SBO07	SBO07-0.5-15.0	A4	P0	COMP	0.000
21.90000	21.9			0.0381	0.275	mg/kg	SBR08	SBR08-0.5-5.0	A2	P0	COMP	0.000
21.80000	21.8			0.0367	0.265	mg/kg	SBG07	SBG07-0.5	A3	P0		0.500
21.80000	21.8			0.0402	0.290	mg/kg	SBH10	SBH10-5.0	A3	P0		5.000
21.80000	21.8			0.0395	0.285	mg/kg	SBP07	SBP07-15.0-20.0	A2	P0	COMP	0.000
21.73400	18.3			2.5	5.0	mg/kg	SBL02	A2-L2-SB18-10'-D	A2	P0		10.000
21.70000	21.7			0.0430	0.310	mg/kg	SBF08-P1	SBF08-PS1-6.5	A3	P0		6.500
21.70000	21.7			0.0353	0.255	mg/kg	SBM13-P2	SBM13-P2-0.5	A5	P0		0.500
21.70000	21.7			0.0402	0.290	mg/kg	SBN08	SBN08-14.0	A4	P0		14.000
21.70000	21.7			0.0367	0.265	mg/kg	SBP06	SBP06-0.5-10.0	A2	P0	COMP	0.000
21.70000	21.7			0.0360	0.260	mg/kg	SBP11	SBP11-0.5	A5	P0		0.500
21.70000	21.7			0.0437	0.315	mg/kg	SBV09-T3	SBV09-T3-8.0	A2	P0		8.000
21.60000	21.6			0.0416	0.300	mg/kg	SBF05	SBF05-6.5	A3	P0		6.500
21.60000	21.6			0.0395	0.285	mg/kg	SBG09	SBG09-5.0	A3	P0		5.000
21.60000	21.6			0.0423	0.305	mg/kg	SBO08	SBO08-10.0	A4	P0		10.000
21.60000	21.6			0.0402	0.290	mg/kg	SBQ08	SBQ08-9.0	A2	P0		9.000
21.50000	21.5			0.0360	0.260	mg/kg	SBL10	SBL10-0.5	A4	P0		0.500
21.50000	21.5			0.0374	0.270	mg/kg	SBP12	SBP12-0.5-5.0	A5	P0	COMP	0.000
21.50000	21.5			0.0437	0.315	mg/kg	SBT07-T2	SBT07-T2-8.0	A2	P0		8.000
21.50000	21.5			0.0402	0.290	mg/kg	SBV09-T1	SBV09-T1-9.0	A2	P0		9.000
21.40000	21.4			0.0430	0.310	mg/kg	SBEF	SBEF-PS-5.0	A3	P0	COMP	5.000
21.40000	21.4			0.0360	0.260	mg/kg	SBGH	SBGH-0.5	A3	P0	COMP	0.500
21.40000	21.4			0.0353	0.255	mg/kg	SBI08	SBI08-0.5	A3	P0		0.500
21.40000	21.4			0.0360	0.260	mg/kg	SBJ08	SBJ08-0.5	A3	P0		0.500
21.40000	21.4			0.0360	0.260	mg/kg	SBO12	SBO112-0.5	A5	D		0.500
21.40000	21.4			0.0409	0.295	mg/kg	SBP06	SBP06-15.0-20.0	A2	P0	COMP	0.000
21.40000	21.4			0.0416	0.300	mg/kg	SBQRST	SBQRST-PS-5.0	A5	P0	COMP	5.000
21.40000	21.4			0.0437	0.315	mg/kg	SBR05-P1	SBR05-PS1-3.5	A2	P0		3.500
21.40000	21.4			0.0416	0.300	mg/kg	SBU09-P1	SBU109-PS1-4.0	A2	D		4.000
21.40000	21.4			0.0423	0.305	mg/kg	SBV10-P1	SBV10-PS1-5.0	A2	P0		5.000
21.30000	21.3			0.0360	0.260	mg/kg	SBH06	SBH06-0.5	A3	P0		0.500
21.30000	21.3			0.0430	0.310	mg/kg	SBM07	SBM07-5.0	A4	P0		5.000
21.30000	21.3			0.0416	0.300	mg/kg	SBN10	SBN10-9.0	A4	P0		9.000
21.30000	21.3			0.0374	0.270	mg/kg	SBP12	SBP12-0.5-5.0D	A5	D	COMP	0.000
21.30000	21.3			0.0409	0.295	mg/kg	SBR08	SBR08-9.0	A2	P0		9.000
21.30000	21.3			0.0430	0.310	mg/kg	SBS10	SBS10-13.0	A2	P0		13.000
21.30000	21.3			0.0416	0.300	mg/kg	SBV12	SBV12-6.0	A2	P0		6.000
21.20000	21.2			0.0360	0.260	mg/kg	SBF	SBF-0.5	A3	P0	COMP	0.500
21.20000	21.2			0.0360	0.260	mg/kg	SBF	SBF-1.0	A3	P0	COMP	1.000
21.20000	21.2			0.0360	0.260	mg/kg	SBH06	SBH106-0.5	A3	D		0.500
21.20000	21.2			0.0395	0.285	mg/kg	SBM08	SBM08-14.5	A4	P0		14.500
21.20000	21.2			0.0381	0.275	mg/kg	SBO04	SBO04-0.5-5.0	A2	P0	COMP	0.000
21.10000	21.1			0.0360	0.260	mg/kg	SBL08	SBL08-0.5	A4	P0		0.500
21.10000	21.1			0.0395	0.285	mg/kg	SBN07	SBN07-0.5-10.0	A4	P0	COMP	0.000

Notes: Results sorted by: 1) parameter; 2) highest to lowest detected concentration; VQ - ABBL validation flag; LQ - lab qualifier; "J" - the result is an estimated quantity; "D" - analysis required dilution; "B" - analyte detected in blank; composite samples are indicated by the abbreviation "COMP". *The 2006 Tetra Tech results were converted from wet weight to dry weight based on depth-discrete average moisture content measured during ABBL's 2007 investigation (see report Section 1.4.3).

Table 3B
Cover Soil Analytical Results
Detected Metal Concentrations

Cover Soil Report
Former CalCompact Landfill
Carson, California

Dry Wt. Conc.*	Reported Conc.*	VQ	LQ	MDL	PQL	Units	Boring ID	Sample ID	Landfill Cell	Primary (P0) or Dup (D)	Com-posite	Depth (ft bgs)
Nickel												
21.10000	21.1			0.0360	0.260	mg/kg	SBN11	SBN11-0.5	A5	P0		0.500
21.00000	21.0		J	0.0492	0.355	mg/kg	SBF05-P2	SBF105-PS2-15.0	A3	D		15.000
21.00000	21.0			0.0409	0.295	mg/kg	SBKLM2	SBKLM-PS-5.0	A3,	P0	COMP	5.000
21.00000	21.0			0.0395	0.285	mg/kg	SBP07	SBP07-15.0-20.0D	A2	D	COMP	0.000
20.90000	20.9			0.0360	0.260	mg/kg	SBH05	SBH105-0.5	A3	D		0.500
20.90000	20.9			0.0395	0.285	mg/kg	SBK03	SBK03-4.0	A4	P0		4.000
20.90000	20.9			0.0437	0.315	mg/kg	SBP06	SBP06-24.0	A2	P0		24.000
20.90000	20.9			0.0402	0.290	mg/kg	SBP08	SBP08-15.0-20.0	A4	P0	COMP	0.000
20.90000	20.9			0.0416	0.300	mg/kg	SBQ05	SBQ05-21.5	A2	P0		21.500
20.90000	20.9			0.0471	0.340	mg/kg	SBT13-P1	SBT13-PS1-15	A5	P0		15.000
20.84340	17.3			2.5	5.0	mg/kg	SBH01	A1-H1-SB8-4'-D	A1	P0		4.000
20.80000	20.8			0.0360	0.260	mg/kg	SBK03	SBK03-0.5	A4	P0		0.500
20.80000	20.8			0.0402	0.290	mg/kg	SBT09	SBT09-4.0	A2	P0		4.000
20.80000	20.8			0.0402	0.290	mg/kg	SBU08-T2	SBU08-T2-7.5	A2	P0		7.500
20.71430	17.4		J	2.5	5.0	mg/kg	SBI02	A2-I2-SB21-3'-D-Dup	A2	D		3.000
20.70000	20.7			0.0430	0.310	mg/kg	SBG10-P1	SBG10-PS1-4.5	A3	P0		4.500
20.70000	20.7			0.0388	0.280	mg/kg	SBL05	SBL05-4.0	A4	P0		4.000
20.70000	20.7			0.0388	0.280	mg/kg	SBN08	SBN08-0.5-14.0	A4	P0	COMP	0.000
20.70000	20.7			0.0437	0.315	mg/kg	SBS09	SBS09-3.5	A2	P0		3.500
20.70000	20.7			0.0416	0.300	mg/kg	SBV09-T2	SBV09-T2-9.0	A2	P0		9.000
20.60240	17.1			2.5	5.0	mg/kg	SBA01	A1-A1-SB1-4'-D	A1	P0		4.000
20.60000	20.6			0.0360	0.260	mg/kg	SBEF	SBEF-0.5	A3	P0	COMP	0.500
20.50000	20.5			0.0388	0.280	mg/kg	SBM04	SBM04-0.5-10.0	A2	P0	COMP	0.000
20.50000	20.5			0.0437	0.315	mg/kg	SBP04	SBP04-14.0	A2	P0		14.000
20.50000	20.5			0.0395	0.285	mg/kg	SBQ12	SBQ112-15.0	A5	D		15.000
20.40000	20.4			0.0360	0.260	mg/kg	SBK04	SBK04-0.5	A4	P0		0.500
20.40000	20.4			0.0367	0.265	mg/kg	SBO12	SBO12-0.5	A5	P0		0.500
20.40000	20.4			0.0402	0.290	mg/kg	SBS11	SBS11-5.0	A5	P0		5.000
20.35490	19.5		J	2.5	5.0	mg/kg	SBL02	A2-L2-SB18-CM-0.5'-5'	A2	P0	COMP	0.000
20.30000	20.3			0.0360	0.260	mg/kg	SBH05	SBH05-0.5	A3	P0		0.500
20.30000	20.3			0.0360	0.260	mg/kg	SBI09	SBI09-0.5	A3	P0		0.500
20.30000	20.3			0.0360	0.260	mg/kg	SBM05	SBM05-0.5	A4	P0		0.500
20.30000	20.3			0.0416	0.300	mg/kg	SBM08	SBM08-10.0	A4	P0		10.000
20.30000	20.3			0.0381	0.275	mg/kg	SBP03-T2	SBP103-T2-4.0	A2	D		4.000
20.25050	19.4			2.5	5.0	mg/kg	SBD01	A1-D1-SB4-0.5'-D	A1	P0		0.500
20.21030	17.3			2.5	5.0	mg/kg	SBL02	A2-L2-SB18-5'-D-Dup	A2	D		5.000
20.20000	20.2			0.0360	0.260	mg/kg	SBEF	SBEF-1.0	A3	P0	COMP	1.000
20.20000	20.2			0.0374	0.270	mg/kg	SBJ04	SBJ04-0.5-2.0	A4	P0	COMP	0.000
20.20000	20.2			0.0409	0.295	mg/kg	SBM05	SBM05-5.0	A4	P0		5.000
20.10000	20.1			0.0360	0.260	mg/kg	SBJ10	SBJ110-0.5	A3	D		0.500
20.10000	20.1			0.0360	0.260	mg/kg	SBK06	SBK06-0.5	A4	P0		0.500
20.10000	20.1			0.0360	0.260	mg/kg	SBK09	SBK09-0.5	A4	P0		0.500
20.10000	20.1			0.0395	0.285	mg/kg	SBP09	SBP09-0.5-10.0	A4	P0	COMP	0.000
20.10000	20.1			0.0402	0.290	mg/kg	SBP10	SBP110-15.0	A4	D		15.000
20.00000	20.0			0.0457	0.330	mg/kg	SBFG	SBFG-PS-5.0	A3	P0	COMP	5.000

Notes: Results sorted by: 1) parameter; 2) highest to lowest detected concentration; VQ - ABBL validation flag; LQ - lab qualifier; "J" - the result is an estimated quantity; "D" - analysis required dilution; "B" - analyte detected in blank; composite samples are indicated by the abbreviation "COMP". *The 2006 Tetra Tech results were converted from wet weight to dry weight based on depth-discrete average moisture content measured during ABBL's 2007 investigation (see report Section 1.4.3).

Table 3B
Cover Soil Analytical Results
Detected Metal Concentrations

Cover Soil Report
Former CalCompact Landfill
Carson, California

Dry Wt. Conc.*	Reported Conc.*	VQ	LQ	MDL	PQL	Units	Boring ID	Sample ID	Landfill Cell	Primary (P0) or Dup (D)	Com-posite	Depth (ft bgs)
Nickel												
20.00000	20.0			0.0360	0.260	mg/kg	SBG05	SBG05-0.5	A3	P0		0.500
20.00000	20.0			0.0423	0.305	mg/kg	SBO07	SBO07-19.5	A4	P0		19.500
19.90000	19.9			0.0360	0.260	mg/kg	SBI05	SBI05-0.5	A4	P0		0.500
19.90000	19.9			0.0416	0.300	mg/kg	SBN01	SBN01-2T2-8.5	A2	P0		8.500
19.80000	19.8			0.0395	0.285	mg/kg	SBH10	SBH10-0.5-15.0	A3	P0	COMP	0.000
19.70000	19.7			0.0381	0.275	mg/kg	SBFG	SBFG-1.0	A3	P0	COMP	1.000
19.70000	19.7			0.0360	0.260	mg/kg	SBJ10	SBJ10-0.5	A3	P0		0.500
19.70000	19.7			0.0381	0.275	mg/kg	SBM04	SBM04-15.0	A2	P0		15.000
19.70000	19.7			0.0402	0.290	mg/kg	SBQ13-P1	SBQ13-PS1-7.5	A5	P0		7.500
19.61010	17.1			2.5	5.0	mg/kg	SBP03	A2-P3-SB45-12'-D	A2	P0		12.000
19.60000	19.6			0.0360	0.260	mg/kg	SBK10	SBK10-0.5	A3	P0		0.500
19.60000	19.6			0.0360	0.260	mg/kg	SBL11	SBL11-0.5	A3	P0		0.500
19.60000	19.6			0.0437	0.315	mg/kg	SBT08-P1	SBT08-PS1-3.0	A2	P0		3.000
19.60000	19.6			0.0374	0.270	mg/kg	SBT11	SBT11-0.5-5.0	A2	P0	COMP	0.000
19.50000	19.5			0.0360	0.260	mg/kg	SBFG	SBFG-0.5	A3	P0	COMP	0.500
19.50000	19.5			0.0360	0.260	mg/kg	SBGH	SBGH-1.0	A3	P0	COMP	1.000
19.50000	19.5			0.0360	0.260	mg/kg	SBI07	SBI07-0.5	A3	P0		0.500
19.50000	19.5			0.0388	0.280	mg/kg	SBJ13-P1	SBJ13-PS1-2.5	A3	P0		2.500
19.50000	19.5			0.0381	0.275	mg/kg	SBN10	SBN10-0.5-5.0	A4	P0	COMP	0.000
19.50000	19.5			0.0388	0.280	mg/kg	SBP08	SBP08-0.5-10.0	A4	P0	COMP	0.000
19.50000	19.5			0.0374	0.270	mg/kg	SBR13-P1	SBR13-PS1-11.5	A5	P0		11.500
19.50000	19.5			0.0437	0.315	mg/kg	SBS06-T2	SBS06-T2-7.5	A2	P0		7.500
19.40000	19.4			0.0360	0.260	mg/kg	SBM11	SBM11-0.5	A3	P0		0.500
19.30000	19.3			0.0416	0.300	mg/kg	SBG09	SBG09-18.0	A3	P0		18.000
19.30000	19.3			0.0416	0.300	mg/kg	SBJ13-P2	SBJ13-PS2-8.5	A3	P0		8.500
19.30000	19.3			0.0381	0.275	mg/kg	SBQ07	SBQ07-0.5-5.0	A2	P0	COMP	0.000
19.30000	19.3			0.0381	0.275	mg/kg	SBR09	SBR09-0.5-10.0D	A2	D	COMP	0.000
19.30000	19.3			0.0395	0.285	mg/kg	SBR12	SBR12-17.0	A5	P0		17.000
19.28570	16.2			2.5	5.0	mg/kg	SBI01	A2-I1-SB9-3'-D	A2	P0		3.000
19.20000	19.2			0.0457	0.330	mg/kg	SBF06-P1	SBF06-PS1-15.0	A3	P0		15.000
19.20000	19.2			0.0409	0.295	mg/kg	SBI10	SBI10-5.0	A3	P0		5.000
19.20000	19.2			0.0395	0.285	mg/kg	SBP08	SBP08-24.5	A4	P0		24.500
19.20000	19.2			0.0360	0.260	mg/kg	SBR11	SBR11-0.5	A5	P0		0.500
19.10230	18.3			2.5	5.0	mg/kg	SBD03	A3-D3-SB33-CM-0.5'-5'	A3	P0	COMP	0.000
19.10000	19.1			0.0395	0.285	mg/kg	SBJ12	SBJ12-0.5-5.0	A3	P0	COMP	0.000
19.10000	19.1			0.0374	0.270	mg/kg	SBR10	SBR10-0.5-5.0	A5	P0	COMP	0.000
19.10000	19.1			0.0416	0.300	mg/kg	SBU10	SBU10-8.0	A2	P0		8.000
19.00000	19.0			0.0395	0.285	mg/kg	SBE04-P1	SBE04-PS1-3.0	A3	P0		3.000
19.00000	19.0			0.0388	0.280	mg/kg	SBJ04	SBJ04-7.0	A4	P0		7.000
18.99790	18.2			2.5	5.0	mg/kg	SBI02	A2-I2-SB21-0.5'-D	A2	P0		0.500
18.92860	15.9			2.5	5.0	mg/kg	SBG02	A1-G2-SB23A-3'-D-Dup	A1	D		3.000
18.90000	18.9			0.0395	0.285	mg/kg	SBH09	SBH09-0.5-10.0	A3	P0	COMP	0.000
18.89350	18.1			2.5	5.0	mg/kg	SBO02	A2-O2-SB15-CM-0.5'-5'	A2	P0	COMP	0.000
18.80000	18.8			0.0464	0.335	mg/kg	SBF07-P1	SBF07-PS1-15.0	A3	P0		15.000
18.80000	18.8			0.0367	0.265	mg/kg	SBI03	SBI03-0.5	A4	P0		0.500

Notes: Results sorted by: 1) parameter; 2) highest to lowest detected concentration; VQ - ABBL validation flag; LQ - lab qualifier; "J" - the result is an estimated quantity; "D" - analysis required dilution; "B" - analyte detected in blank; composite samples are indicated by the abbreviation "COMP". *The 2006 Tetra Tech results were converted from wet weight to dry weight based on depth-discrete average moisture content measured during ABBL's 2007 investigation (see report Section 1.4.3).

Table 3B
Cover Soil Analytical Results
Detected Metal Concentrations

Cover Soil Report
Former CalCompact Landfill
Carson, California

Dry Wt. Conc.*	Reported Conc.*	VQ	LQ	MDL	PQL	Units	Boring ID	Sample ID	Landfill Cell	Primary (P0) or Dup (D)	Com-posite	Depth (ft bgs)
Nickel												
18.60740	15.5			2.5	5.0	mg/kg	SBJ02	A2-J2-SB20-9'-D	A2	P0		9.000
18.60000	18.6			0.0353	0.255	mg/kg	SBL12	SBL12-0.5	A3	P0		0.500
18.57140	15.6			2.5	5.0	mg/kg	SBG02	A1-G2-SB23A-3'-D	A1	P0		3.000
18.50000	18.5			0.0360	0.260	mg/kg	SBH07	SBH07-0.5	A3	P0		0.500
18.50000	18.5			0.0381	0.275	mg/kg	SBI11	SBI11-0.5-5.0	A3	P0	COMP	0.000
18.50000	18.5			0.0402	0.290	mg/kg	SBK04	SBK04-4.0	A4	P0		4.000
18.50000	18.5			0.0395	0.285	mg/kg	SBM13-P2	SBM13-PS2-7.5	A5	P0		7.500
18.50000	18.5			0.0381	0.275	mg/kg	SBN05	SBN05-0.5-10.0	A2	P0	COMP	0.000
18.50000	18.5			0.0388	0.280	mg/kg	SBQ12	SBQ12-15.0	A5	P0		15.000
18.50000	18.5			0.0416	0.300	mg/kg	SBR05-T2	SBR05-T2-5.5	A2	P0		5.500
18.45300	16.7			2.5	5.0	mg/kg	SBA03	A3-A3-SB30-2'-D	A3	P0		2.000
18.40000	18.4			0.0395	0.285	mg/kg	SBG09	SBG09-0.5-15.0	A3	P0	COMP	0.000
18.40000	18.4			0.0360	0.260	mg/kg	SBV10-T1	SBV10-T1-0.5	A2	P0		0.500
18.30000	18.3			0.0395	0.285	mg/kg	SBL12	SBL12-5.0	A3	P0		5.000
18.30000	18.3			0.0374	0.270	mg/kg	SBV12	SBV12-0.5-1.5	A2	P0	COMP	0.000
18.20000	18.2			0.0360	0.260	mg/kg	SBK12	SBK12-7.0	A3	P0		7.000
18.20000	18.2			0.0374	0.270	mg/kg	SBQ08	SBQ08-0.5-5.0	A2	P0	COMP	0.000
18.10000	18.1			0.0423	0.305	mg/kg	SBI11	SBI11-10.0	A3	P0		10.000
18.05850	17.3		J	2.5	5.0	mg/kg	SBB03	A3-B3-SB31-CM-0.5'-8'	A3	P0	COMP	0.000
18.05230	15.2			2.5	5.0	mg/kg	SBL02	A2-L2-SB18-10'-D-Dup	A2	D		10.000
18.00000	18.0			0.0374	0.270	mg/kg	SBF05	SBF05-0.5-2.0	A3	P0	COMP	0.000
17.97620	15.1			2.5	5.0	mg/kg	SBF02	A1-F2-SB24-3'-D	A1	P0		3.000
17.90000	17.9			0.0360	0.260	mg/kg	SBI09	SBI109-0.5	A3	D		0.500
17.90000	17.9			0.0360	0.260	mg/kg	SBM12	SBM12-0.5	A3	P0		0.500
17.90000	17.9			0.0395	0.285	mg/kg	SBN06	SBN06-8.0	A4	P0		8.000
17.80000	17.8			0.0450	0.325	mg/kg	SBO09	SBO09-25.0	A4	P0		25.000
17.80000	17.8			0.0374	0.270	mg/kg	SBQ05	SBQ05-0.5-10.0	A2	P0	COMP	0.000
17.80000	17.8			0.0395	0.285	mg/kg	SBT08	SBT08-9.0	A2	P0		9.000
17.70000	17.7			0.0388	0.280	mg/kg	SBF06	SBF06-0.5-4.0	A3	P0	COMP	0.000
17.70000	17.7			0.0367	0.265	mg/kg	SBJ07	SBJ07-0.5	A4	P0		0.500
17.70000	17.7			0.0374	0.270	mg/kg	SBK12	SBK12-0.5-2.0	A3	P0	COMP	0.000
17.57720	14.8			2.5	5.0	mg/kg	SBN03	A2-N3-SB43-10'-D	A2	P0		10.000
17.53650	16.8			2.5	5.0	mg/kg	SBJ02	A2-J2-SB20-CM-0.5'-5'	A2	P0	COMP	0.000
17.50000	17.5			0.0360	0.260	mg/kg	SBG06	SBG106-0.5	A3	D		0.500
17.50000	17.5			0.0416	0.300	mg/kg	SBS12	SBS12-5.0	A5	P0		5.000
17.43220	16.7			2.5	5.0	mg/kg	SBA03	A3-A3-SB30-0.5'-D	A3	P0		0.500
17.33970	14.6			2.5	5.0	mg/kg	SBM03	A2-M3-SB42-10'-D-Dup	A2	D		10.000
17.32780	16.6			2.5	5.0	mg/kg	SBJ01	A3-J1-SB10-CM-0.5'-4'	A3	P0	COMP	0.000
17.32780	16.6			2.5	5.0	mg/kg	SBP03	A2-P3-SB45-CM-0.5'-10'	A2	P0	COMP	0.000
17.30000	17.3		J	0.0416	0.300	mg/kg	SBF06	SBF06-8.0	A3	P0		8.000
17.30000	17.3			0.0360	0.260	mg/kg	SBI12	SBI12-0.5	A3	P0		0.500
17.28690	14.4			2.5	5.0	mg/kg	SBO03	A2-O3-SB44-9'-D	A2	P0		9.000
17.20000	17.2			0.0367	0.265	mg/kg	SBG08	SBG08-0.5-3.0	A3	P0	COMP	0.000
17.10000	17.1			0.0360	0.260	mg/kg	SBI08	SBI108-0.5	A3	D		0.500
17.10000	17.1			0.0402	0.290	mg/kg	SBN01-T1	SBN01-T1-T2D	A2	D	COMP	0.000

Notes: Results sorted by: 1) parameter; 2) highest to lowest detected concentration; VQ - ABBL validation flag; LQ - lab qualifier; "J" - the result is an estimated quantity; "D" - analysis required dilution; "B" - analyte detected in blank; composite samples are indicated by the abbreviation "COMP". *The 2006 Tetra Tech results were converted from wet weight to dry weight based on depth-discrete average moisture content measured during ABBL's 2007 investigation (see report Section 1.4.3).

Table 3B
Cover Soil Analytical Results
Detected Metal Concentrations

Cover Soil Report
Former CalCompact Landfill
Carson, California

Dry Wt. Conc.*	Reported Conc.*	VQ	LQ	MDL	PQL	Units	Boring ID	Sample ID	Landfill Cell	Primary (P0) or Dup (D)	Com-posite	Depth (ft bgs)
Nickel												
17.00000	17.0			0.0388	0.280	mg/kg	SBP05	SBP05-15.0-20.0	A2	P0	COMP	0.000
16.94710	14.1			2.5	5.0	mg/kg	SBN02	A2-N2-SB16-8'-D	A2	P0		8.000
16.90000	16.9			0.0437	0.315	mg/kg	SBM06	SBM06-4.5	A4	P0		4.500
16.80580	16.1			2.5	5.0	mg/kg	SBK02	A2-K2-SB19-CM-0.5'-5'	A2	P0	COMP	0.000
16.80000	16.8			0.0388	0.280	mg/kg	SBO13-P1	SBO13-PS1-3.0	A5	P0		3.000
16.79560	15.2			2.5	5.0	mg/kg	SBD01	A1-D1-SB4-2'-D	A1	P0		2.000
16.70670	13.9			2.5	5.0	mg/kg	SBG04	A3-G4-SB56-8'-D	A3	P0		8.000
16.70150	16.0			2.5	5.0	mg/kg	SBA02	A1-A2-SB29-CM-0.5'-5'	A1	P0	COMP	0.000
16.60000	16.6			0.0360	0.260	mg/kg	SBI04	SBI04-0.5-3.0	A4	P0	COMP	0.000
16.54760	13.9			2.5	5.0	mg/kg	SBF03	A3-F3-SB35-3'-D-Dup	A3	D		3.000
16.54760	13.9			2.5	5.0	mg/kg	SBF04	A3-F4-SB55-3'-D	A3	P0		3.000
16.51380	14.4			2.5	5.0	mg/kg	SBH02	A1-H2-SB22-12'-D	A1	P0		12.000
16.49270	15.8			2.5	5.0	mg/kg	SBB02	A1-B2-SB28-CM-0.5'-5'	A1	P0	COMP	0.000
16.40000	16.4			0.0395	0.285	mg/kg	SBO05	SBO05-20.0	A2	P0		20.000
16.40000	16.4			0.0388	0.280	mg/kg	SBP13-P1	SBP13-PS1-3.0	A5	P0		3.000
16.30000	16.3			0.0395	0.285	mg/kg	SBI12	SBI12-5.0	A3	P0		5.000
16.28390	15.6			2.5	5.0	mg/kg	SBG01	A1-G1-SB7-0.5'-D	A1	P0		0.500
16.22600	13.5			2.5	5.0	mg/kg	SBL03	A2-L3-SB41-8'-D	A2	P0		8.000
16.20000	16.2			0.0360	0.260	mg/kg	SBK07	SBK07-0.5	A4	P0		0.500
16.20000	16.2			0.0409	0.295	mg/kg	SBQ07	SBQ07-8.0	A2	P0		8.000
16.10000	16.1			0.0360	0.260	mg/kg	SBH08	SBH08-0.5	A3	P0		0.500
16.10000	16.1			0.0416	0.300	mg/kg	SBU09-T2	SBU09-T2-15.0	A2	P0		15.000
15.97080	15.3			2.5	5.0	mg/kg	SBF01	A1-F1-SB6-0.5'-D	A1	P0		0.500
15.97080	15.3			2.5	5.0	mg/kg	SBG02	A1-G2-SB23A-0.5'-D-Dup	A1	D		0.500
15.91420	14.1			2.5	5.0	mg/kg	SBM01	A2-M1-SB13-7'-D	A2	P0		7.000
15.90000	15.9			0.0409	0.295	mg/kg	SBN01-T1	SBN01-T1-T2	A2	P0	COMP	0.000
15.90000	15.9			0.0353	0.255	mg/kg	SBO11	SBO11-0.5	A5	P0		0.500
15.86640	15.2			2.5	5.0	mg/kg	SBD02	A1-D2-SB26-CM-0.5'-5'	A1	P0	COMP	0.000
15.80110	14.3			2.5	5.0	mg/kg	SBE01	A1-E1-SB5-2'-D	A1	P0		2.000
15.79570	13.3			2.5	5.0	mg/kg	SBM03	A2-M3-SB42-10'-D	A2	P0		10.000
15.74520	13.1			2.5	5.0	mg/kg	SBB02	A1-B2-SB28-8'-D	A1	P0		8.000
15.65760	15.0			2.5	5.0	mg/kg	SBF02	A1-F2-SB24-0.5'-D	A1	P0		0.500
15.60000	15.6			0.0367	0.265	mg/kg	SBS11	SBS11-0.5	A5	P0		0.500
15.59630	13.6			2.5	5.0	mg/kg	SBD03	A3-D3-SB33-12'-D	A3	P0		12.000
15.24010	14.6			2.5	5.0	mg/kg	SBO03	A2-O3-SB44-CM-0.5'-4'	A2	P0	COMP	0.000
15.23700	13.5			2.5	5.0	mg/kg	SBK02	A2-K2-SB19-7'-D-Dup	A2	D		7.000
15.18070	12.6			2.5	5.0	mg/kg	SBB03	A3-B3-SB31-13'-D	A3	P0		13.000
15.12420	13.4			2.5	5.0	mg/kg	SBK02	A2-K2-SB19-7'-D	A2	P0		7.000
15.03130	14.4			2.5	5.0	mg/kg	SBL03	A2-L3-SB41-CM-0.5'-5'	A2	P0	COMP	0.000
15.03130	14.4			2.5	5.0	mg/kg	SBM01	A2-M1-SB13-CM-0.5'-5'	A2	P0	COMP	0.000
14.92690	14.3			2.5	5.0	mg/kg	SBB01	A1-B1-SB2-0.5'-D	A1	P0		0.500
14.92690	14.3			2.5	5.0	mg/kg	SBH01	A1-H1-SB8-0.5'-D	A1	P0		0.500
14.71820	14.1			2.5	5.0	mg/kg	SBE03	A3-E3-SB34-CM-0.5'-5'	A3	P0	COMP	0.000
14.70000	14.7			0.0388	0.280	mg/kg	SBL13-P1	SBL13-PS1-9.5	A3	P0		9.500
14.61380	14.0			2.5	5.0	mg/kg	SBF04	A3-F4-SB55-0.5'-D	A3	P0		0.500

Notes: Results sorted by: 1) parameter; 2) highest to lowest detected concentration; VQ - ABBL validation flag; LQ - lab qualifier; "J" - the result is an estimated quantity; "D" - analysis required dilution; "B" - analyte detected in blank; composite samples are indicated by the abbreviation "COMP". *The 2006 Tetra Tech results were converted from wet weight to dry weight based on depth-discrete average moisture content measured during ABBL's 2007 investigation (see report Section 1.4.3).

Table 3B
Cover Soil Analytical Results
Detected Metal Concentrations

Cover Soil Report
Former CalCompact Landfill
Carson, California

Dry Wt. Conc.*	Reported Conc.*	VQ	LQ	MDL	PQL	Units	Boring ID	Sample ID	Landfill Cell	Primary (P0) or Dup (D)	Com-posite	Depth (ft bgs)
Nickel												
14.61380	14.0			2.5	5.0	mg/kg	SBN02	A2-N2-SB16-CM-0.5'-5'	A2	P0	COMP	0.000
14.50000	14.5			0.0360	0.260	mg/kg	SBG06	SBG06-0.5	A3	P0		0.500
14.50000	14.5			0.0374	0.270	mg/kg	SBP11	SBP11-5.0	A5	P0		5.000
14.47510	13.1			2.5	5.0	mg/kg	SBF01	A1-F1-SB6-2'-D	A1	P0		2.000
14.33410	12.7			2.5	5.0	mg/kg	SBC02	A1-C2-SB27-7'-D	A1	P0		7.000
14.30060	13.7			2.5	5.0	mg/kg	SBE02	A1-E2-SB25-0.5'-D	A1	P0		0.500
14.04760	11.8			2.5	5.0	mg/kg	SBF03	A3-F3-SB35-3'-D	A3	P0		3.000
14.04760	11.8			2.5	5.0	mg/kg	SBG03	A3-G3-SB36-3'-D-Dup	A3	D		3.000
14.00000	14.0			0.0416	0.300	mg/kg	SBO04	SBO04-9.5	A2	P0		9.500
14.00000	14.0			0.0395	0.285	mg/kg	SBU09-T2	SBU09-T2-0.5-10.0	A2	P0	COMP	0.000
13.99550	12.4			2.5	5.0	mg/kg	SBK01	A2-K1-SB11-7'-D	A2	P0		7.000
13.90000	13.9			0.0374	0.270	mg/kg	SBV10-T4	SBV10-T4-T3	A2	P0	COMP	0.000
13.88310	13.3			2.5	5.0	mg/kg	SBG02	A1-G2-SB23A-0.5'-D	A1	P0		0.500
13.88310	13.3			2.5	5.0	mg/kg	SBK02	A2-K2-SB19-CM-0.5'-5'-Dup	A2	D	COMP	0.000
13.88260	12.3			2.5	5.0	mg/kg	SBD02	A1-D2-SB26-7'-D	A1	P0		7.000
13.81220	12.5			2.5	5.0	mg/kg	SBH03	A3-H3-SB37-2'-D	A3	P0		2.000
13.80000	13.8	J		0.0437	0.315	mg/kg	SBF05-P2	SBF05-PS2-15.0	A3	P0		15.000
13.80000	13.8			0.0409	0.295	mg/kg	SBG09-P1	SBG09-PS1-5.0	A3	P0		5.000
13.78500	11.8			2.5	5.0	mg/kg	SBE02	A1-E2-SB25-5'-D	A1	P0		5.000
13.77870	13.2			2.5	5.0	mg/kg	SBI02	A2-I2-SB21-0.5'-D-Dup	A2	D		0.500
13.70000	13.7		B	0.0402	0.290	mg/kg	SBH09	SBH09-5.0	A3	P0		5.000
13.67430	13.1			2.5	5.0	mg/kg	SBN01	A2-N1-SB14-CM-0.5'-5'	A2	P0	COMP	0.000
13.60000	13.6			0.0360	0.260	mg/kg	SBJ11	SBJ11-10.0	A3	P0		10.000
13.57140	11.4			2.5	5.0	mg/kg	SBG03	A3-G3-SB36-3'-D	A3	P0		3.000
13.48070	12.2			2.5	5.0	mg/kg	SBB01	A1-B1-SB2-2'-D	A1	P0		2.000
13.36120	12.8			2.5	5.0	mg/kg	SBH02	A1-H2-SB22-CM-0.5'-10'	A1	P0	COMP	0.000
13.36120	12.8			2.5	5.0	mg/kg	SBM02	A2-M2-SB17-CM-0.5'-5'	A2	P0	COMP	0.000
13.31780	11.4			2.5	5.0	mg/kg	SBE02	A1-E2-SB25-5'-D-Dup	A1	D		5.000
13.30000	13.3			0.0395	0.285	mg/kg	SBP03-T1	SBP03-T1-T2	A2	P0	COMP	0.000
13.25680	12.7			2.5	5.0	mg/kg	SBE02	A1-E2-SB25-0.5'-D-Dup	A1	D		0.500
13.25680	12.7			2.5	5.0	mg/kg	SBK01	A2-K1-SB11-CM-0.5'-5'	A2	P0	COMP	0.000
13.04800	12.5			2.5	5.0	mg/kg	SBC01	A1-C1-SB3-0.5'-D	A1	P0		0.500
13.04800	12.5			2.5	5.0	mg/kg	SBG03	A3-G3-SB36-0.5'-D	A3	P0		0.500
12.96520	10.8			2.5	5.0	mg/kg	SBJ01	A2-J1-SB10-9'-D	A2	P0		9.000
12.85710	10.8	J		2.5	5.0	mg/kg	SBI02	A2-I2-SB21-3'-D	A2	P0		3.000
12.83920	12.3			2.5	5.0	mg/kg	SBH04	A3-H4-SB55-0.5'-D	A3	P0		0.500
12.74040	10.6			2.5	5.0	mg/kg	SBA02	A1-A2-SB29-8'-D	A1	P0		8.000
12.73490	12.2			2.5	5.0	mg/kg	SBM03	A2-M3-SB42-CM-0.5'-5'-Dup	A2	D	COMP	0.000
12.70000	12.7			0.0395	0.285	mg/kg	SBP03-T1	SBP03-T1-T2D	A2	D	COMP	0.000
12.52610	12.0			2.5	5.0	mg/kg	SBF03	A3-F3-SB35-0.5'-D	A3	P0		0.500
12.42170	11.9			2.5	5.0	mg/kg	SBC02	A1-C2-SB27-CM-0.5'-5'	A1	P0	COMP	0.000
12.42170	11.9			2.5	5.0	mg/kg	SBE01	A1-E1-SB5-0.5'-D	A1	P0		0.500
12.30000	12.3			0.0388	0.280	mg/kg	SBG08-P1	SBG08-PS1-5.0	A3	P0		5.000
12.10860	11.6	J		2.5	5.0	mg/kg	SBL02	A2-L2-SB18-CM-0.5'-5'-Dup	A2	D	COMP	0.000
11.85100	10.5			2.5	5.0	mg/kg	SBL01	A2-L1-SB12-7'-D	A2	P0		7.000

Notes: Results sorted by: 1) parameter; 2) highest to lowest detected concentration; VQ - ABBL validation flag; LQ - lab qualifier; "J" - the result is an estimated quantity; "D" - analysis required dilution; "B" - analyte detected in blank; composite samples are indicated by the abbreviation "COMP". *The 2006 Tetra Tech results were converted from wet weight to dry weight based on depth-discrete average moisture content measured during ABBL's 2007 investigation (see report Section 1.4.3).

Table 3B
Cover Soil Analytical Results
Detected Metal Concentrations

Cover Soil Report
Former CalCompact Landfill
Carson, California

Dry Wt. Conc.*	Reported Conc.*	VQ	LQ	MDL	PQL	Units	Boring ID	Sample ID	Landfill Cell	Primary (P0) or Dup (D)	Com-posite	Depth (ft bgs)
Nickel												
11.79540	11.3			2.5	5.0	mg/kg	SBG04	A3-G4-SB56-CM-0.5'-3'	A3	P0	COMP	0.000
11.69100	11.2			2.5	5.0	mg/kg	SBF03	A3-F3-SB35-0.5'-D-Dup	A3	D		0.500
11.58660	11.1			2.5	5.0	mg/kg	SBL01	A2-L1-SB12-CM-0.5'-5'	A2	P0	COMP	0.000
11.40000	11.4			0.0360	0.260	mg/kg	SBM10	SBM10-0.5	A4	P0		0.500
11.20480	9.30			2.5	5.0	mg/kg	SBB03	A3-B3-SB31-13'-D-Dup	A3	D		13.000
10.96030	10.5			2.5	5.0	mg/kg	SBA01	A1-A1-SB1-0.5'-D	A1	P0		0.500
10.90000	10.9			0.0353	0.255	mg/kg	SBV10-T2	SBV10-T2-0.5	A2	P0		0.500
10.85590	10.4			2.5	5.0	mg/kg	SBG03	A3-G3-SB36-0.5'-D-Dup	A3	D		0.500
10.75160	10.3			2.5	5.0	mg/kg	SBH03	A3-H3-SB37-0.5'-D	A3	P0		0.500
10.75160	10.3			2.5	5.0	mg/kg	SBI01	A2-I1-SB9-0.5'-D	A2	P0		0.500
10.64720	10.2			2.5	5.0	mg/kg	SBM03	A2-M3-SB42-CM-0.5'-5'	A2	P0	COMP	0.000
10.60000	10.6			0.0395	0.285	mg/kg	SBR11	SBR11-5.0	A5	P0		5.000
10.60000	10.6			0.0360	0.260	mg/kg	SBV09-T3	SBV09-T3-0.5-3.0	A2	P0	COMP	0.000
10.43840	10.0		J	2.5	5.0	mg/kg	SBB03	A3-B3-SB31-CM-0.5'-8'-Dup	A3	D	COMP	0.000
10.40000	10.4			0.0395	0.285	mg/kg	SBO02-T1	SBO02-T1-T2	A2	P0	COMP	0.000
9.720000	9.72			0.0388	0.280	mg/kg	SBR05-T1	SBR05-T1-T2	A2	P0	COMP	0.000
9.690400	8.45			2.5	5.0	mg/kg	SBC03	A3-C3-SB32-12'-D	A3	P0		12.000
9.560000	9.56			0.0395	0.285	mg/kg	SBQ04-T1	SBQ04-T1-T2	A2	P0	COMP	0.000
8.780000	8.78			0.0360	0.260	mg/kg	SBV10-T3	SBV10-T3-8.0	A2	P0		8.000
8.663900	8.30			2.5	5.0	mg/kg	SBN03	A2-N3-SB43-CM-0.5'-5'	A2	P0	COMP	0.000
8.650000	8.65			0.0388	0.280	mg/kg	SBS06-T1	SBS06-T1-T2	A2	P0	COMP	0.000
7.770000	7.77			0.0374	0.270	mg/kg	SBU08-T1	SBU08-T1-T2	A2	P0	COMP	0.000
7.590000	7.59			0.0381	0.275	mg/kg	SBT07-T1	SBT07-T1-T2	A2	P0	COMP	0.000
4.790000	4.79			0.0367	0.265	mg/kg	SBV10-T2	SBV10-T2-5.0	A2	P0		5.000
4.120000	4.12			0.0360	0.260	mg/kg	SBV09-T4	SBV09-T4-2.0	A2	P0		2.000
Selenium												
15.60000	15.6			0.252	1.08	mg/kg	SBF05-P1	SBF05-PS1-15.0	A3	P0		15.000
3.050000	3.05			0.189	0.810	mg/kg	SBU09-T3	SBU09-T3-0.5-3.5	A2	P0	COMP	0.000
2.250000	2.25			0.210	0.900	mg/kg	SBV12-P1	SBV12-PS1-15.0	A2	P0		15.000
1.990000	1.99			0.228	0.975	mg/kg	SBT07-P2	SBT07-PS2-3.5	A2	P0		3.500
1.820000	1.82			0.235	1.00	mg/kg	SBR05-P2	SBR05-PS2-3.5	A2	P0		3.500
1.790000	1.79			0.214	0.915	mg/kg	SBV10-P1	SBV10-PS1-5.0	A2	P0		5.000
1.730000	1.73			0.196	0.840	mg/kg	SBO13-P1	SBO13-PS1-3.0	A5	P0		3.000
1.720000	1.72			0.228	0.975	mg/kg	SBP03-P1	SBP03-PS1-4.5	A2	P0		4.500
1.700000	1.70		J	0.217	0.930	mg/kg	SBQ03	SBQ103-PS1-3.0	A2	D		3.000
1.670000	1.67		J	0.249	1.06	mg/kg	SBF05-P2	SBF105-PS2-15.0	A3	D		15.000
1.670000	1.67		J	0.210	0.900	mg/kg	SBT07-P1	SBT107-PS1-3.0	A2	D		3.000
1.630000	1.63			0.182	0.780	mg/kg	SBM11	SBM11-0.5	A3	P0		0.500
1.570000	1.57			0.221	0.945	mg/kg	SBO02-P1	SBO02-PS1-3.5	A2	P0		3.500
1.550000	1.55			0.203	0.870	mg/kg	SBTUV	SBTUV-PS-5.0	A2,	P0	COMP	5.000
1.520000	1.52		J	0.238	1.02	mg/kg	SBU09-P2	SBU09-PS2-3.5	A2	P0		3.500
1.500000	1.50			0.228	0.975	mg/kg	SBP02-P1	SBP02-PS1-4.0	A2	P0		4.000
1.460000	1.46			0.228	0.975	mg/kg	SBS06-P1	SBS06-PS1-3.0	A2	P0		3.000
1.450000	1.45			0.238	1.02	mg/kg	SBT13-P1	SBT13-PS1-15	A5	P0		15.000

Notes: Results sorted by: 1) parameter; 2) highest to lowest detected concentration; VQ - ABBL validation flag; LQ - lab qualifier; "J" - the result is an estimated quantity; "D" - analysis required dilution; "B" - analyte detected in blank; composite samples are indicated by the abbreviation "COMP". *The 2006 Tetra Tech results were converted from wet weight to dry weight based on depth-discrete average moisture content measured during ABBL's 2007 investigation (see report Section 1.4.3).

Table 3B
Cover Soil Analytical Results
Detected Metal Concentrations

Cover Soil Report
Former CalCompact Landfill
Carson, California

Dry Wt. Conc.*	Reported Conc.*	VQ	LQ	MDL	PQL	Units	Boring ID	Sample ID	Landfill Cell	Primary (P0) or Dup (D)	Com-posite	Depth (ft bgs)
Selenium												
1.430000	1.43			0.238	1.02	mg/kg	SBI11-P1	SBI11-PS1-15.0	A3	P0		15.000
1.400000	1.40			0.182	0.780	mg/kg	SBM12	SBM12-0.5	A3	P0		0.500
1.390000	1.39			0.245	1.05	mg/kg	SBN12	SBN12-5.0	A5	P0		5.000
1.260000	1.26			0.228	0.975	mg/kg	SBN01-P1	SBN01-PS1-3.0	A2	P0		3.000
1.250000	1.25			0.228	0.975	mg/kg	SBH10-P1	SBH10-PS1-5.0	A3	P0		5.000
1.240000	1.24	J		0.221	0.945	mg/kg	SBU09-P1	SBU09-PS1-4.0	A2	P0		4.000
1.230000	1.23			0.210	0.900	mg/kg	SBN10	SBN10-9.0	A4	P0		9.000
1.210000	1.21			0.238	1.02	mg/kg	SBI12-P1	SBI12-PS1-15.0	A3	P0		15.000
1.210000	1.21			0.238	1.02	mg/kg	SBU13-P1	SBU13-PS1-15.0	A2	P0		15.000
1.190000	1.19			0.182	0.780	mg/kg	SBK07	SBK07-0.5	A4	P0		0.500
1.110000	1.11			0.217	0.930	mg/kg	SBEF	SBEF-PS-5.0	A3	P0	COMP	5.000
1.070000	1.07			0.207	0.885	mg/kg	SBKLM2	SBKLM-PS-5.0	A3,	P0	COMP	5.000
1.050000	1.05			0.235	1.00	mg/kg	SBF07-P1	SBF07-PS1-15.0	A3	P0		15.000
1.030000	1.03			0.217	0.930	mg/kg	SBQ04-P1	SBQ04-PS1-3.0	A2	P0		3.000
0.995000	0.995			0.217	0.930	mg/kg	SBIJ	SBIJ-PS-5.0	A3	P0	COMP	5.000
0.966000	0.966	J		0.221	0.945	mg/kg	SBF05-P2	SBF05-PS2-15.0	A3	P0		15.000
0.963000	0.963			0.182	0.780	mg/kg	SBF	SBF-0.5	A3	P0	COMP	0.500
0.949000	0.949		J	0.224	0.960	mg/kg	SBS06-P2	SBS06-PS2-3.0	A2	P0		3.000
0.942000	0.942			0.196	0.840	mg/kg	SBJ13-P1	SBJ13-PS1-2.5	A3	P0		2.500
0.882000	0.882			0.193	0.825	mg/kg	SBS13-P1	SBS13-PS1-4.0	A5	P0		4.000
0.861000	0.861	J	J	0.221	0.945	mg/kg	SBQ03-P1	SBQ03-PS1-3.0	A2	P0		3.000
0.796000	0.796			0.182	0.780	mg/kg	SBF	SBF-1.0	A3	P0	COMP	1.000
0.739000	0.739		J	0.217	0.930	mg/kg	SBF08-P1	SBF08-PS1-6.5	A3	P0		6.500
0.736000	0.736		J	0.249	1.06	mg/kg	SBV11-P2	SBV11-PS2-15.0	A2	P0		15.000
0.728000	0.728		J	0.207	0.885	mg/kg	SBN05	SBN05-25.0	A2	P0		25.000
0.723000	0.723		J	0.221	0.945	mg/kg	SBR05-P1	SBR05-PS1-3.5	A2	P0		3.500
0.628000	0.628		J	0.242	1.04	mg/kg	SBH10-P1	SBH10-PS1-15.0	A3	P0		15.000
0.575000	0.575		J	0.200	0.855	mg/kg	SBO05	SBO05-20.0	A2	P0		20.000
0.545000	0.545		J	0.252	1.08	mg/kg	SBH10-P1	SBH110-PS1-15.0	A3	D		15.000
0.540000	0.540		J	0.217	0.930	mg/kg	SBG10-P1	SBG10-PS1-4.5	A3	P0		4.500
0.513000	0.513		J	0.182	0.780	mg/kg	SBN11	SBN11-0.5	A5	P0		0.500
0.506000	0.506		J	0.228	0.975	mg/kg	SBV13-P1	SBV13-PS1-15.0	A2	P0		15.000
0.503000	0.503		J	0.207	0.885	mg/kg	SBN04	SBN04-15.0-20.0	A2	P0	COMP	0.000
0.487000	0.487		J	0.242	1.04	mg/kg	SBV11-P1	SBV11-PS1-15.0	A2	P0		15.000
0.475000	0.475		J	0.207	0.885	mg/kg	SBG09-P1	SBG09-PS1-5.0	A3	P0		5.000
0.471000	0.471		J	0.249	1.06	mg/kg	SBT13-P2	SBT13-PS2-15.0	A5	P0		15.000
0.470000	0.470		J	0.182	0.780	mg/kg	SBN12	SBN12-0.5	A5	P0		0.500
0.444000	0.444		J	0.193	0.825	mg/kg	SBN10	SBN10-0.5-5.0	A4	P0	COMP	0.000
0.427000	0.427		J	0.200	0.855	mg/kg	SBO01-P1	SBO01-PS1-4.5	A2	P0		4.500
0.405000	0.405		J	0.231	0.990	mg/kg	SBE03-P1	SBE03-PS1-15.0	A3	P0		15.000
0.257000	0.257		J	0.182	0.780	mg/kg	SBL08	SBL08-0.5	A4	P0		0.500
0.236000	0.236		J	0.182	0.780	mg/kg	SBH07	SBH07-0.5	A3	P0		0.500
0.233000	0.233		J	0.186	0.795	mg/kg	SBG07	SBG07-0.5	A3	P0		0.500

Notes: Results sorted by: 1) parameter; 2) highest to lowest detected concentration; VQ - ABBL validation flag; LQ - lab qualifier; "J" - the result is an estimated quantity; "D" - analysis required dilution; "B" - analyte detected in blank; composite samples are indicated by the abbreviation "COMP". *The 2006 Tetra Tech results were converted from wet weight to dry weight based on depth-discrete average moisture content measured during ABBL's 2007 investigation (see report Section 1.4.3).

Table 3B
Cover Soil Analytical Results
Detected Metal Concentrations

Cover Soil Report
Former CalCompact Landfill
Carson, California

Dry Wt. Conc.*	Reported Conc.*	VQ	LQ	MDL	PQL	Units	Boring ID	Sample ID	Landfill Cell	Primary (P0) or Dup (D)	Com-posite	Depth (ft bgs)
Silver												
0.776000	0.776			0.0218	0.260	mg/kg	SBO12	SBO112-0.5	A5	D		0.500
0.526000	0.526			0.0251	0.300	mg/kg	SBP09	SBP09-24.5	A4	P0		24.500
Thallium												
1.090000	1.09			0.113	0.855	mg/kg	SBQ09	SBQ09-15.0	A4	P0		15.000
0.998000	0.998			0.124	0.945	mg/kg	SBP10	SBP10-15.0	A4	P0		15.000
0.490000	0.490		J	0.103	0.780	mg/kg	SBG05	SBG05-0.5	A3	P0		0.500
0.123000	0.123		J	0.118	0.900	mg/kg	SBF06	SBF06-8.0	A3	P0		8.000
Vanadium												
117.0000	117			0.0134	0.360	mg/kg	SBF05-P1	SBF05-PS1-15.0	A3	P0		15.000
101.0000	101			0.0101	0.270	mg/kg	SBL09	SBL09-0.5	A4	P0		0.500
84.10000	84.1			0.0127	0.340	mg/kg	SBI12-P1	SBI12-PS1-15.0	A3	P0		15.000
83.20000	83.2			0.0127	0.340	mg/kg	SBR06	SBR06-9.0	A2	P0		9.000
82.80000	82.8	J		0.0118	0.315	mg/kg	SBU09-P1	SBU09-PS1-4.0	A2	P0		4.000
82.50000	82.5			0.0131	0.350	mg/kg	SBN12	SBN12-5.0	A5	P0		5.000
81.10000	81.1			0.0121	0.325	mg/kg	SBV13-P1	SBV13-PS1-15.0	A2	P0		15.000
80.70000	80.7			0.0119	0.320	mg/kg	SBP05	SBP05-26.0	A2	P0		26.000
80.00000	80.0			0.0118	0.315	mg/kg	SBT10	SBT10-6.5	A2	P0		6.500
79.70000	79.7			0.0121	0.325	mg/kg	SBN01-P1	SBN01-PS1-3.0	A2	P0		3.000
79.60000	79.6			0.0125	0.335	mg/kg	SBO11	SBO11-4.0	A5	P0		4.000
79.20000	79.2			0.0134	0.360	mg/kg	SBH10-P1	SBH110-PS1-15.0	A3	D		15.000
77.90000	77.9			0.0123	0.330	mg/kg	SBE03-P1	SBE03-PS1-15.0	A3	P0		15.000
77.80000	77.8			0.0127	0.340	mg/kg	SBI11-P1	SBI11-PS1-15.0	A3	P0		15.000
77.80000	77.8			0.0116	0.310	mg/kg	SBQ03	SBQ103-PS1-3.0	A2	D		3.000
77.70000	77.7			0.0116	0.310	mg/kg	SBU11	SBU11-5.5	A2	P0		5.500
77.40000	77.4			0.0121	0.325	mg/kg	SBQ11	SBQ11-15.0	A5	P0		15.000
77.30000	77.3			0.0127	0.340	mg/kg	SBP12	SBP12-10.0	A5	P0		10.000
76.10000	76.1			0.0118	0.315	mg/kg	SBG08	SBG08-8.0	A3	P0		8.000
75.60000	75.6			0.0125	0.335	mg/kg	SBR05-P2	SBR05-PS2-3.5	A2	P0		3.500
75.50000	75.5			0.0106	0.285	mg/kg	SBR06	SBR06-0.5-4.0	A2	P0	COMP	0.000
75.10000	75.1			0.0133	0.355	mg/kg	SBV11-P2	SBV11-PS2-15.0	A2	P0		15.000
74.80000	74.8			0.0125	0.335	mg/kg	SBP03-T2	SBP03-T2-4.0	A2	P0		4.000
74.40000	74.4			0.00990	0.265	mg/kg	SBQ06	SBQ06-0.5	A2	P0		0.500
74.00000	74.0			0.0118	0.315	mg/kg	SBP10	SBP10-15.0	A4	P0		15.000
73.90000	73.9	J		0.0118	0.315	mg/kg	SBO02-T2	SBO02-T2-4.5	A2	P0		4.500
73.50000	73.5			0.0118	0.315	mg/kg	SBL04	SBL04-4.0	A4	P0		4.000
72.90000	72.9	J		0.0121	0.325	mg/kg	SBP03-P1	SBP03-PS1-4.5	A2	P0		4.500
72.80000	72.8			0.0110	0.295	mg/kg	SBI03	SBI03-4.0	A4	P0		4.000
72.10000	72.1			0.0118	0.315	mg/kg	SBO02-P1	SBO02-PS1-3.5	A2	P0		3.500
72.00000	72.0			0.0129	0.345	mg/kg	SBT13-P2	SBT113-PS2-15.0	A5	D		15.000
71.60000	71.6			0.0121	0.325	mg/kg	SBP02-P1	SBP02-PS1-4.0	A2	P0		4.000
71.40000	71.4			0.0106	0.285	mg/kg	SBS10	SBS10-0.5-8.0	A2	P0	COMP	0.000
71.30000	71.3			0.0119	0.320	mg/kg	SBQ05	SBQ05-15.0-17.0	A2	P0	COMP	0.000
71.30000	71.3			0.0112	0.300	mg/kg	SBV12-P1	SBV12-PS1-15.0	A2	P0		15.000
70.90000	70.9			0.0123	0.330	mg/kg	SBO12	SBO12-4.0	A5	P0		4.000

Notes: Results sorted by: 1) parameter; 2) highest to lowest detected concentration; VQ - ABBL validation flag; LQ - lab qualifier; "J" - the result is an estimated quantity; "D" - analysis required dilution; "B" - analyte detected in blank; composite samples are indicated by the abbreviation "COMP". *The 2006 Tetra Tech results were converted from wet weight to dry weight based on depth-discrete average moisture content measured during ABBL's 2007 investigation (see report Section 1.4.3).

Table 3B
Cover Soil Analytical Results
Detected Metal Concentrations

Cover Soil Report
Former CalCompact Landfill
Carson, California

Dry Wt. Conc.*	Reported Conc.*	VQ	LQ	MDL	PQL	Units	Boring ID	Sample ID	Landfill Cell	Primary (P0) or Dup (D)	Com-posite	Depth (ft bgs)
Vanadium												
70.60000	70.6			0.0114	0.305	mg/kg	SBS07	SBS07-10.0	A2	P0		10.000
70.30000	70.3			0.0121	0.325	mg/kg	SBT07-P2	SBT07-PS2-3.5	A2	P0		3.500
70.10000	70.1			0.0133	0.355	mg/kg	SBT13-P2	SBT13-PS2-15.0	A5	P0		15.000
69.90000	69.9			0.0116	0.310	mg/kg	SBQ06	SBQ06-5.0	A2	P0		5.000
69.90000	69.9			0.0119	0.320	mg/kg	SBS06-P2	SBS06-PS2-3.0	A2	P0		3.000
69.50000	69.5			0.0114	0.305	mg/kg	SBR05	SBR05-8.0	A2	P0		8.000
69.30000	69.3			0.0127	0.340	mg/kg	SBU09-P2	SBU09-PS2-3.5	A2	P0		3.500
69.10000	69.1			0.0108	0.290	mg/kg	SBR05	SBR05-0.5-3.0	A2	P0	COMP	0.000
68.90000	68.9			0.0116	0.310	mg/kg	SBL07	SBL07-6.5	A4	P0		6.500
68.70000	68.7			0.0118	0.315	mg/kg	SBS06	SBS106-10.0	A2	D		10.000
68.40000	68.4			0.0108	0.290	mg/kg	SBTUV	SBTUV-PS-5.0	A2,	P0	COMP	5.000
68.30000	68.3			0.0118	0.315	mg/kg	SBP04	SBP04-14.0	A2	P0		14.000
68.30000	68.3			0.0118	0.315	mg/kg	SBU09-T1	SBU09-T1-8.5	A2	P0		8.500
68.00000	68.0			0.0118	0.315	mg/kg	SBN01-T2	SBN01-T2-4.5	A2	P0		4.500
67.90000	67.9			0.0121	0.325	mg/kg	SBS06-P1	SBS06-PS1-3.0	A2	P0		3.000
67.90000	67.9			0.0110	0.295	mg/kg	SBT12	SBT12-7.0	A5	P0		7.000
67.70000	67.7			0.0121	0.325	mg/kg	SBS08	SBS08-6.0	A2	P0		6.000
67.50000	67.5			0.0108	0.290	mg/kg	SBP13-P2	SBP13-PS2-4.0	A5	P0		4.000
67.40000	67.4			0.0108	0.290	mg/kg	SBS06	SBS06-0.5-5.0	A2	P0	COMP	0.000
67.10000	67.1			0.0129	0.345	mg/kg	SBH10-P1	SBH10-PS1-15.0	A3	P0		15.000
67.10000	67.1			0.0116	0.310	mg/kg	SBM07	SBM07-5.0	A4	P0		5.000
67.00000	67.0	J		0.0121	0.325	mg/kg	SBH10-P1	SBH10-PS1-5.0	A3	P0		5.000
66.60000	66.6			0.00990	0.265	mg/kg	SBQ04	SBQ04-0.5	A2	P0		0.500
66.60000	66.6			0.0105	0.280	mg/kg	SBUV	SBUV-1.0	A2	P0	COMP	1.000
66.40000	66.4			0.0116	0.310	mg/kg	SBS06	SBS06-10.0	A2	P0		10.000
66.40000	66.4			0.0105	0.280	mg/kg	SBU12	SBU12-0.5-2.0	A2	P0	COMP	0.000
66.20000	66.2			0.0106	0.285	mg/kg	SBJ03	SBJ03-6.5	A4	P0		6.500
66.20000	66.2			0.0105	0.280	mg/kg	SBS07	SBS07-0.5-5.0	A2	P0	COMP	0.000
66.10000	66.1			0.00971	0.260	mg/kg	SBK08	SBK08-0.5	A4	P0		0.500
66.00000	66.0			0.00990	0.265	mg/kg	SBKLM	SBKLM-0.5	A3	P0	COMP	0.500
66.00000	66.0			0.0112	0.300	mg/kg	SBU09	SBU09-13.0	A2	P0		13.000
65.90000	65.9			0.00971	0.260	mg/kg	SBJ05	SBJ05-0.5	A4	P0		0.500
65.90000	65.9			0.0119	0.320	mg/kg	SBQ04-T2	SBQ04-T2-4.5	A2	P0		4.500
65.80000	65.8	J		0.0133	0.355	mg/kg	SBF05-P2	SBF105-PS2-15.0	A3	D		15.000
65.80000	65.8			0.00990	0.265	mg/kg	SBNOP	SBNOP-1.0	A5	P0	COMP	1.000
65.60000	65.6			0.0106	0.285	mg/kg	SBO06	SBO06-0.5-15.0	A2	P0	COMP	0.000
65.60000	65.6			0.0119	0.320	mg/kg	SBU09-T3	SBU09-T3-8.5	A2	P0		8.500
65.50000	65.5			0.0112	0.300	mg/kg	SBN04	SBN04-25.0	A2	P0		25.000
65.30000	65.3			0.00990	0.265	mg/kg	SBKLM	SBKLM-1.0	A3	P0	COMP	1.000
65.20000	65.2			0.0118	0.315	mg/kg	SBI04	SBI04-8.0	A4	P0		8.000
64.90000	64.9			0.0103	0.275	mg/kg	SBV09-T1	SBV09-T1-0.5-5.0	A2	P0	COMP	0.000
64.80000	64.8			0.0118	0.315	mg/kg	SBQ04	SBQ04-4.0	A2	P0		4.000
64.80000	64.8			0.0105	0.280	mg/kg	SBR12	SBR12-0.5-15.0	A5	P0	COMP	0.000
64.70000	64.7			0.00971	0.260	mg/kg	SBNOP	SBNOP-0.5	A5	P0	COMP	0.500
64.70000	64.7			0.0106	0.285	mg/kg	SBQ09	SBQ09-15.0	A4	P0		15.000

Notes: Results sorted by: 1) parameter; 2) highest to lowest detected concentration; VQ - ABBL validation flag; LQ - lab qualifier; "J" - the result is an estimated quantity; "D" - analysis required dilution; "B" - analyte detected in blank; composite samples are indicated by the abbreviation "COMP". *The 2006 Tetra Tech results were converted from wet weight to dry weight based on depth-discrete average moisture content measured during ABBL's 2007 investigation (see report Section 1.4.3).

Table 3B
Cover Soil Analytical Results
Detected Metal Concentrations

Cover Soil Report
Former CalCompact Landfill
Carson, California

Dry Wt. Conc.*	Reported Conc.*	VQ	LQ	MDL	PQL	Units	Boring ID	Sample ID	Landfill Cell	Primary (P0) or Dup (D)	Com-posite	Depth (ft bgs)
Vanadium												
64.70000	64.7			0.0101	0.270	mg/kg	SBUV	SBUV-0.5	A2	P0	COMP	0.500
64.60000	64.6			0.0116	0.310	mg/kg	SBIJ	SBIJ-PS-5.0	A3	P0	COMP	5.000
64.40000	64.4			0.0101	0.270	mg/kg	SBNO	SBNO-1.0	A5	P0	COMP	1.000
64.40000	64.4			0.0106	0.285	mg/kg	SBO06	SBO06-20.0	A2	P0		20.000
64.20000	64.2			0.0112	0.300	mg/kg	SBH10	SBH10-18.5	A3	P0		18.500
64.10000	64.1			0.0110	0.295	mg/kg	SBN04	SBN04-15.0-20.0	A2	P0	COMP	0.000
63.90000	63.9			0.0101	0.270	mg/kg	SBPQ	SBPQ0.5	A5	P0	COMP	0.500
63.50000	63.5			0.0112	0.300	mg/kg	SBN08	SBN08-18.5	A4	P0		18.500
63.50000	63.5			0.0105	0.280	mg/kg	SBO09	SBO09-15.0-20.0	A4	P0	COMP	0.000
63.50000	63.5			0.0101	0.270	mg/kg	SBTU	SBTU-1.0	A2	P0	COMP	1.000
63.40000	63.4			0.0116	0.310	mg/kg	SBN01-2T2	SBN101-2T2-8.5	A2	D		8.500
63.40000	63.4			0.0105	0.280	mg/kg	SBT08	SBT08-0.5-5.0	A2	P0	COMP	0.000
63.30000	63.3			0.0101	0.270	mg/kg	SBNO	SBNO-0.5	A5	P0	COMP	0.500
63.30000	63.3			0.0105	0.280	mg/kg	SBPQ	SBPQ-1.0	A5	P0	COMP	1.000
63.20000	63.2			0.0127	0.340	mg/kg	SBU13-P1	SBU13-PS1-15.0	A2	P0		15.000
63.10100	52.5			2.5	5.0	mg/kg	SBO02	A2-O2-SB15-8'-D	A2	P0		8.000
63.10000	63.1			0.00971	0.260	mg/kg	SBIJ	SBIJ-0.5	A3	P0	COMP	0.500
63.00000	63.0			0.0101	0.270	mg/kg	SBRS	SBRS-0.5	A5	P0	COMP	0.500
62.90000	62.9			0.0105	0.280	mg/kg	SBT10	SBT10-0.5-3.0	A2	P0	COMP	0.000
62.70000	62.7			0.00971	0.260	mg/kg	SBK05	SBK05-0.5	A4	P0		0.500
62.70000	62.7			0.0118	0.315	mg/kg	SBP06	SBP06-24.0	A2	P0		24.000
62.70000	62.7			0.0114	0.305	mg/kg	SBT11	SBT11-9.0	A2	P0		9.000
62.70000	62.7			0.0114	0.305	mg/kg	SBV10-T1	SBV10-T1-4.5	A2	P0		4.500
62.50000	62.5			0.0119	0.320	mg/kg	SBK13-P1	SBK13-PS1-9.0	A3	P0		9.000
62.50000	62.5			0.0116	0.310	mg/kg	SBQ04-P1	SBQ04-PS1-3.0	A2	P0		3.000
62.50000	62.5			0.0105	0.280	mg/kg	SBT12	SBT12-0.5-5.0	A5	P0	COMP	0.000
62.20000	62.2			0.00971	0.260	mg/kg	SBU11	SBU11-0.5	A2	P0		0.500
62.00000	62.0			0.0106	0.285	mg/kg	SBR07	SBR07-0.5-6.0	A2	P0	COMP	0.000
61.90000	61.9			0.0106	0.285	mg/kg	SBN09	SBN09-0.5-10.0	A4	P0	COMP	0.000
61.80000	61.8			0.0119	0.320	mg/kg	SBU09-P2	SBU109-PS2-3.5	A2	D		3.500
61.70000	61.7			0.00971	0.260	mg/kg	SBQRST	SBQRST-0.5	A5	P0	COMP	0.500
61.60000	61.6			0.0106	0.285	mg/kg	SBO01-P1	SBO01-PS1-4.5	A2	P0		4.500
61.60000	61.6			0.0110	0.295	mg/kg	SBQ10	SBQ10-0.5-10.0	A4	P0	COMP	0.000
61.50000	61.5			0.0119	0.320	mg/kg	SBR10	SBR10-9.5	A5	P0		9.500
61.50000	61.5			0.0118	0.315	mg/kg	SBR10	SBR110-9.5	A5	D		9.500
61.50000	61.5			0.0112	0.300	mg/kg	SBU12	SBU12-7.0	A2	P0		7.000
61.30000	61.3			0.00971	0.260	mg/kg	SBS12	SBS12-0.5	A5	P0		0.500
61.30000	61.3			0.0106	0.285	mg/kg	SBU09	SBU09-0.5-10.0	A2	P0	COMP	0.000
61.20000	61.2			0.0114	0.305	mg/kg	SBM13-P1	SBM13-PS1-5.0	A3	P0		5.000
60.84340	50.5			2.5	5.0	mg/kg	SBH01	A1-H1-SB8-4'-D	A1	P0		4.000
60.80000	60.8			0.00990	0.265	mg/kg	SBIJ	SBIJ-1.0	A3	P0	COMP	1.000
60.80000	60.8			0.0101	0.270	mg/kg	SBL06	SBL06-0.5-2.0	A4	P0	COMP	0.000
60.80000	60.8			0.0118	0.315	mg/kg	SBQ03-P1	SBQ03-PS1-3.0	A2	P0		3.000
60.80000	60.8			0.00990	0.265	mg/kg	SBS08	SBS08-0.5	A2	P0		0.500
60.70000	60.7			0.0129	0.345	mg/kg	SBV11-P1	SBV11-PS1-15.0	A2	P0		15.000

Notes: Results sorted by: 1) parameter; 2) highest to lowest detected concentration; VQ - ABBL validation flag; LQ - lab qualifier; "J" - the result is an estimated quantity; "D" - analysis required dilution; "B" - analyte detected in blank; composite samples are indicated by the abbreviation "COMP". *The 2006 Tetra Tech results were converted from wet weight to dry weight based on depth-discrete average moisture content measured during ABBL's 2007 investigation (see report Section 1.4.3).

Table 3B
Cover Soil Analytical Results
Detected Metal Concentrations

Cover Soil Report
Former CalCompact Landfill
Carson, California

Dry Wt. Conc.*	Reported Conc.*	VQ	LQ	MDL	PQL	Units	Boring ID	Sample ID	Landfill Cell	Primary (P0) or Dup (D)	Com-posite	Depth (ft bgs)
Vanadium												
60.60000	60.6			0.0112	0.300	mg/kg	SBT07-P1	SBT07-PS1-3.0	A2	P0		3.000
60.60000	60.6			0.0116	0.310	mg/kg	SBV11	SBV11-6.0	A2	P0		6.000
60.50000	60.5			0.0105	0.280	mg/kg	SBN04	SBN04-0.5-10.0	A2	P0	COMP	0.000
60.50000	60.5			0.00990	0.265	mg/kg	SBQRST	SBQRST-1.0	A5	P0	COMP	1.000
60.50000	60.5			0.00990	0.265	mg/kg	SBTUV	SBTUV-0.5	A2,	P0	COMP	0.500
60.50000	60.5			0.0112	0.300	mg/kg	SBV09-T2	SBV09-T2-9.0	A2	P0		9.000
60.40000	60.4			0.00990	0.265	mg/kg	SBI06	SBI06-0.5	A4	P0		0.500
60.30000	60.3		J	0.00952	0.255	mg/kg	SBJ09	SBJ09-0.5	A3	P0		0.500
60.10000	60.1			0.0112	0.300	mg/kg	SBN09	SBN09-13.5	A4	P0		13.500
60.00000	60.0			0.0106	0.285	mg/kg	SBQ10	SBQ10-12.5	A4	P0		12.500
59.90000	59.9			0.0103	0.275	mg/kg	SBR08	SBR08-0.5-5.0	A2	P0	COMP	0.000
59.80000	59.8			0.0106	0.285	mg/kg	SBL06	SBL06-4.5	A4	P0		4.500
59.70000	59.7			0.0106	0.285	mg/kg	SBM08	SBM08-0.5-10.0	A4	P0	COMP	0.000
59.70000	59.7			0.0103	0.275	mg/kg	SBRS	SBRS-1.0	A5	P0	COMP	1.000
59.60000	59.6			0.0112	0.300	mg/kg	SBQ07	SBQ107-8.0	A2	D		8.000
59.60000	59.6			0.0112	0.300	mg/kg	SBU09-T2	SBU09-T2-15.0	A2	P0		15.000
59.40000	59.4			0.00952	0.255	mg/kg	SBL04	SBL04-0.5	A4	P0		0.500
59.40000	59.4			0.00971	0.260	mg/kg	SBL05	SBL05-0.5	A4	P0		0.500
59.30000	59.3			0.0105	0.280	mg/kg	SBP10	SBP10-0.5-10.0	A4	P0	COMP	0.000
59.20000	59.2			0.0106	0.285	mg/kg	SBK05	SBK05-3.5'	A4	P0		3.500
59.10000	59.1			0.0110	0.295	mg/kg	SBR08	SBR08-9.0	A2	P0		9.000
59.00000	59.0			0.00971	0.260	mg/kg	SBS09	SBS09-0.5	A2	P0		0.500
59.00000	59.0			0.00971	0.260	mg/kg	SBT09	SBT09-0.5	A2	P0		0.500
58.90000	58.9			0.0112	0.300	mg/kg	SBP09	SBP09-20.0	A4	P0		20.000
58.80000	58.8			0.0106	0.285	mg/kg	SBP04	SBP04-0.5-10.0	A2	P0	COMP	0.000
58.80000	58.8			0.0108	0.290	mg/kg	SBP09	SBP09-15.0-20.0	A4	P0	COMP	0.000
58.80000	58.8			0.0110	0.295	mg/kg	SBR09	SBR09-15.5	A2	P0		15.500
58.70000	58.7			0.0116	0.310	mg/kg	SBEF	SBEF-PS-5.0	A3	P0	COMP	5.000
58.50000	58.5			0.0105	0.280	mg/kg	SBN13-P1	SBN13-PS1-4.5	A5	P0		4.500
58.40000	58.4		J	0.0121	0.325	mg/kg	SBJ12	SBJ12-10.0	A3	P0		10.000
58.30000	58.3			0.0106	0.285	mg/kg	SBR12	SBR12-17.0	A5	P0		17.000
58.20000	58.2			0.00971	0.260	mg/kg	SBK11	SBK11-0.5	A3	P0		0.500
58.20000	58.2			0.00990	0.265	mg/kg	SBM13-P2	SBM13-P2-1.0	A5	P0		1.000
58.20000	58.2			0.0103	0.275	mg/kg	SBQ11	SBQ11-0.5-10.0	A5	P0	COMP	0.000
58.10000	58.1			0.0106	0.285	mg/kg	SBP07	SBP07-25.0	A2	P0		25.000
58.10000	58.1			0.0101	0.270	mg/kg	SBTUV	SBTUV-1.0	A2,	P0	COMP	1.000
57.90000	57.9			0.0106	0.285	mg/kg	SBP07	SBP07-15.0-20.0D	A2	D	COMP	0.000
57.90000	57.9			0.0112	0.300	mg/kg	SBT07-P1	SBT107-PS1-3.0	A2	D		3.000
57.80000	57.8			0.00971	0.260	mg/kg	SBI10	SBI10-0.5	A3	P0		0.500
57.70000	57.7			0.0127	0.340	mg/kg	SBT13-P1	SBT13-PS1-15	A5	P0		15.000
57.70000	57.7			0.0101	0.270	mg/kg	SBV11	SBV11-0.5-1.5	A2	P0	COMP	0.000
57.60000	57.6			0.00990	0.265	mg/kg	SBTU	SBTU-0.5	A2	P0	COMP	0.500
57.50000	57.5			0.00971	0.260	mg/kg	SBM09	SBM09-0.5	A4	P0		0.500
57.50000	57.5			0.0108	0.290	mg/kg	SBQ08	SBQ08-9.0	A2	P0		9.000
57.50000	57.5			0.0118	0.315	mg/kg	SBR05-P1	SBR05-PS1-3.5	A2	P0		3.500

Notes: Results sorted by: 1) parameter; 2) highest to lowest detected concentration; VQ - ABBL validation flag; LQ - lab qualifier; "J" - the result is an estimated quantity; "D" - analysis required dilution; "B" - analyte detected in blank; composite samples are indicated by the abbreviation "COMP". *The 2006 Tetra Tech results were converted from wet weight to dry weight based on depth-discrete average moisture content measured during ABBL's 2007 investigation (see report Section 1.4.3).

Table 3B
Cover Soil Analytical Results
Detected Metal Concentrations

Cover Soil Report
Former CalCompact Landfill
Carson, California

Dry Wt. Conc.*	Reported Conc.*	VQ	LQ	MDL	PQL	Units	Boring ID	Sample ID	Landfill Cell	Primary (P0) or Dup (D)	Com-posite	Depth (ft bgs)
Vanadium												
57.20000	57.2			0.0106	0.285	mg/kg	SBQ09	SBQ09-0.5-10.0	A4	P0	COMP	0.000
57.20000	57.2			0.0101	0.270	mg/kg	SBQ12	SBQ12-0.5-10	A5	P0	COMP	0.000
57.20000	57.2			0.0118	0.315	mg/kg	SBR05-T2	SBR105-T2-5.5	A2	D		5.500
57.14290	48.0			2.5	5.0	mg/kg	SBI02	A2-I2-SB21-3'-D-Dup	A2	D		3.000
57.00000	57.0			0.0116	0.310	mg/kg	SBS10	SBS10-13.0	A2	P0		13.000
57.00000	57.0			0.0105	0.280	mg/kg	SBU09-T1	SBU09-T1-0.5-3.0	A2	P0	COMP	0.000
57.00000	57.0			0.0112	0.300	mg/kg	SBV12	SBV12-6.0	A2	P0		6.000
56.90000	56.9			0.0106	0.285	mg/kg	SBP07	SBP07-15.0-20.0	A2	P0	COMP	0.000
56.80000	56.8			0.0112	0.300	mg/kg	SBQRST	SBQRST-PS-5.0	A5	P0	COMP	5.000
56.70000	56.7			0.0103	0.275	mg/kg	SBP03-T2	SBP103-T2-4.0	A2	D		4.000
56.70000	56.7			0.0105	0.280	mg/kg	SBP07	SBP07-0.5-10.0	A2	P0	COMP	0.000
56.70000	56.7			0.0101	0.270	mg/kg	SBU10	SBU10-0.5-5.0	A2	P0	COMP	0.000
56.60000	56.6			0.0108	0.290	mg/kg	SBN05	SBN05-15.0-20.0	A2	P0	COMP	0.000
56.60000	56.6			0.0103	0.275	mg/kg	SBP05	SBP05-0.5-10.0	A2	P0	COMP	0.000
56.53670	49.3			2.5	5.0	mg/kg	SBP03	A2-P3-SB45-12'-D	A2	P0		12.000
56.50600	46.9			2.5	5.0	mg/kg	SBA01	A1-A1-SB1-4'-D	A1	P0		4.000
56.50000	56.5			0.0123	0.330	mg/kg	SBFG	SBFG-PS-5.0	A3	P0	COMP	5.000
56.50000	56.5	J		0.0108	0.290	mg/kg	SBV09-T1	SBV09-T1-9.0	A2	P0		9.000
56.40000	56.4			0.0106	0.285	mg/kg	SBJ11	SBJ11-0.5-5.0	A3	P0	COMP	0.000
56.40000	56.4			0.0101	0.270	mg/kg	SBP12	SBP12-0.5-5.0	A5	P0	COMP	0.000
56.40000	56.4			0.0105	0.280	mg/kg	SBV09-T2	SBV09-T2-0.5-5.0	A2	P0	COMP	0.000
56.30000	56.3			0.0112	0.300	mg/kg	SBP09	SBP09-24.5	A4	P0		24.500
56.20000	56.2			0.0112	0.300	mg/kg	SBN09	SBN09-10.0	A4	P0		10.000
56.20000	56.2			0.0101	0.270	mg/kg	SBP12	SBP12-0.5-5.0D	A5	D	COMP	0.000
56.20000	56.2			0.0114	0.305	mg/kg	SBV10-P1	SBV10-PS1-5.0	A2	P0		5.000
56.10000	56.1			0.0108	0.290	mg/kg	SBP10	SBP110-15.0	A4	D		15.000
56.00000	56.0			0.0112	0.300	mg/kg	SBO10	SBO10-13.0	A4	P0		13.000
56.00000	56.0			0.0103	0.275	mg/kg	SBS13-P1	SBS13-PS1-4.0	A5	P0		4.000
55.81950	47.0			2.5	5.0	mg/kg	SBL02	A2-L2-SB18-10'-D	A2	P0		10.000
55.80000	55.8			0.0114	0.305	mg/kg	SBO08	SBO08-10.0	A4	P0		10.000
55.80000	55.8			0.0110	0.295	mg/kg	SBO10	SBO10-0.5-10.0	A4	P0	COMP	0.000
55.70000	55.7			0.00990	0.265	mg/kg	SBJ06	SBJ06-0.5	A4	P0		0.500
55.60000	55.6			0.0105	0.280	mg/kg	SBI12	SBI112-5.0	A3	D		5.000
55.40000	55.4			0.0101	0.270	mg/kg	SBO08	SBO08-0.5-5.0	A4	P0	COMP	0.000
55.30000	55.3			0.0108	0.290	mg/kg	SBN08	SBN08-14.0	A4	P0		14.000
55.30000	55.3			0.0106	0.285	mg/kg	SBO05	SBO05-0.5-15.0	A2	P0	COMP	0.000
55.30000	55.3			0.0112	0.300	mg/kg	SBQ05	SBQ05-21.5	A2	P0		21.500
55.20000	55.2			0.0116	0.310	mg/kg	SBF08-P1	SBF08-PS1-6.5	A3	P0		6.500
55.20000	55.2			0.0106	0.285	mg/kg	SBQ12	SBQ112-15.0	A5	D		15.000
55.10000	55.1			0.0105	0.280	mg/kg	SBG10-P1	SBG110-PS1-4.5	A3	D		4.500
55.10000	55.1			0.0103	0.275	mg/kg	SBN06	SBN06-0.5-5.0	A4	P0	COMP	0.000
55.10000	55.1			0.0108	0.290	mg/kg	SBO09	SBO09-0.5-10.0	A4	P0	COMP	0.000
55.00000	55.0			0.0118	0.315	mg/kg	SBT07-T2	SBT07-T2-8.0	A2	P0		8.000
54.90000	54.9			0.0119	0.320	mg/kg	SBH11-P1	SBH11-PS1-5.0	A3	P0		5.000
54.60000	54.6			0.0116	0.310	mg/kg	SBG10-P1	SBG10-PS1-4.5	A3	P0		4.500

Notes: Results sorted by: 1) parameter; 2) highest to lowest detected concentration; VQ - ABBL validation flag; LQ - lab qualifier; "J" - the result is an estimated quantity; "D" - analysis required dilution; "B" - analyte detected in blank; composite samples are indicated by the abbreviation "COMP". *The 2006 Tetra Tech results were converted from wet weight to dry weight based on depth-discrete average moisture content measured during ABBL's 2007 investigation (see report Section 1.4.3).

Table 3B
Cover Soil Analytical Results
Detected Metal Concentrations

Cover Soil Report
Former CalCompact Landfill
Carson, California

Dry Wt. Conc.*	Reported Conc.*	VQ	LQ	MDL	PQL	Units	Boring ID	Sample ID	Landfill Cell	Primary (P0) or Dup (D)	Com-posite	Depth (ft bgs)
Vanadium												
54.60000	54.6			0.00971	0.260	mg/kg	SBM07	SBM07-0.5	A4	P0		0.500
54.60000	54.6			0.0118	0.315	mg/kg	SBV09-T3	SBV09-T3-8.0	A2	P0		8.000
54.50000	54.5			0.0106	0.285	mg/kg	SBG09	SBG09-5.0	A3	P0		5.000
54.43930	46.6			2.5	5.0	mg/kg	SBL02	A2-L2-SB18-5'-D-Dup	A2	D		5.000
54.40000	54.4			0.00971	0.260	mg/kg	SBM06	SBM06-0.5	A4	P0		0.500
54.40000	54.4			0.0106	0.285	mg/kg	SBM08	SBM08-14.5	A4	P0		14.500
54.40000	54.4			0.0118	0.315	mg/kg	SBN07	SBN07-14.5	A4	P0		14.500
54.10000	54.1			0.00971	0.260	mg/kg	SBJ09	SBJ109-0.5	A3	D		0.500
54.00000	54.0			0.0106	0.285	mg/kg	SBK03	SBK03-4.0	A4	P0		4.000
53.90000	53.9			0.0105	0.280	mg/kg	SBJ03	SBJ03-0.5-3.0	A4	P0	COMP	0.000
53.90000	53.9			0.00971	0.260	mg/kg	SBJ08	SBJ08-0.5	A3	P0		0.500
53.90000	53.9			0.00990	0.265	mg/kg	SBL07	SBL07-0.5-2.5	A4	P0	COMP	0.000
53.80000	53.8			0.0112	0.300	mg/kg	SBM08	SBM08-10.0	A4	P0		10.000
53.80000	53.8			0.0114	0.305	mg/kg	SBO07	SBO07-19.5	A4	P0		19.500
53.80000	53.8			0.0108	0.290	mg/kg	SBQ13-P1	SBQ13-PS1-7.5	A5	P0		7.500
53.60000	53.6			0.0118	0.315	mg/kg	SBS09	SBS09-3.5	A2	P0		3.500
53.57140	45.0			2.5	5.0	mg/kg	SBG02	A1-G2-SB23A-3'-D	A1	P0		3.000
53.40000	53.4			0.0105	0.280	mg/kg	SBR09	SBR09-0.5-10.0	A2	P0	COMP	0.000
53.10000	53.1			0.0112	0.300	mg/kg	SBN10	SBN10-9.0	A4	P0		9.000
53.10000	53.1			0.00971	0.260	mg/kg	SBP11	SBP11-0.5	A5	P0		0.500
52.90000	52.9			0.00971	0.260	mg/kg	SBK03	SBK03-0.5	A4	P0		0.500
52.73160	44.4			2.5	5.0	mg/kg	SBL02	A2-L2-SB18-10'-D-Dup	A2	D		10.000
52.70000	52.7			0.00971	0.260	mg/kg	SBK04	SBK04-0.5	A4	P0		0.500
52.60000	52.6			0.0110	0.295	mg/kg	SBM05	SBM05-5.0	A4	P0		5.000
52.60000	52.6			0.0103	0.275	mg/kg	SBO04	SBO04-0.5-5.0	A2	P0	COMP	0.000
52.50000	52.5			0.0108	0.290	mg/kg	SBT09	SBT09-4.0	A2	P0		4.000
52.40000	52.4			0.0103	0.275	mg/kg	SBM04	SBM04-15.0	A2	P0		15.000
52.40000	52.4			0.0106	0.285	mg/kg	SBN07	SBN07-0.5-10.0	A4	P0	COMP	0.000
52.30000	52.3			0.0110	0.295	mg/kg	SBKLM2	SBKLM-PS-5.0	A3,	P0	COMP	5.000
52.30000	52.3			0.0105	0.280	mg/kg	SBL05	SBL05-4.0	A4	P0		4.000
52.30000	52.3			0.0108	0.290	mg/kg	SBO07	SBO07-0.5-15.0	A4	P0	COMP	0.000
52.30000	52.3			0.0108	0.290	mg/kg	SBP08	SBP08-15.0-20.0	A4	P0	COMP	0.000
52.30000	52.3			0.0118	0.315	mg/kg	SBS06-T2	SBS06-T2-7.5	A2	P0		7.500
52.00000	52.0			0.0123	0.330	mg/kg	SBF06-P1	SBF06-PS1-15.0	A3	P0		15.000
52.00000	52.0			0.00990	0.265	mg/kg	SBG05	SBG105-0.5	A3	D		0.500
52.00000	52.0		J	0.0112	0.300	mg/kg	SBN01	SBN01-2T2-8.5	A2	P0		8.500
52.00000	52.0		J	0.0112	0.300	mg/kg	SBU09-P1	SBU109-PS1-4.0	A2	D		4.000
51.90480	43.6			2.5	5.0	mg/kg	SBI01	A2-I1-SB9-3'-D	A2	P0		3.000
51.80000	51.8			0.0106	0.285	mg/kg	SBT08	SBT08-9.0	A2	P0		9.000
51.80000	51.8			0.0108	0.290	mg/kg	SBU08-T2	SBU08-T2-7.5	A2	P0		7.500
51.70000	51.7			0.0101	0.270	mg/kg	SBR10	SBR10-0.5-5.0	A5	P0	COMP	0.000
51.60000	51.6			0.00971	0.260	mg/kg	SBI05	SBI05-0.5	A4	P0		0.500
51.60000	51.6			0.00971	0.260	mg/kg	SBK06	SBK06-0.5	A4	P0		0.500
51.60000	51.6			0.0106	0.285	mg/kg	SBP09	SBP09-0.5-10.0	A4	P0	COMP	0.000
51.40000	51.4			0.00990	0.265	mg/kg	SBG07	SBG07-0.5	A3	P0		0.500

Notes: Results sorted by: 1) parameter; 2) highest to lowest detected concentration; VQ - ABBL validation flag; LQ - lab qualifier; "J" - the result is an estimated quantity; "D" - analysis required dilution; "B" - analyte detected in blank; composite samples are indicated by the abbreviation "COMP". *The 2006 Tetra Tech results were converted from wet weight to dry weight based on depth-discrete average moisture content measured during ABBL's 2007 investigation (see report Section 1.4.3).

Table 3B
Cover Soil Analytical Results
Detected Metal Concentrations

Cover Soil Report
Former CalCompact Landfill
Carson, California

Dry Wt. Conc.*	Reported Conc.*	VQ	LQ	MDL	PQL	Units	Boring ID	Sample ID	Landfill Cell	Primary (P0) or Dup (D)	Com-posite	Depth (ft bgs)
Vanadium												
51.30950	43.1			2.5	5.0	mg/kg	SBG02	A1-G2-SB23A-3'-D-Dup	A1	D		3.000
51.10000	51.1			0.0112	0.300	mg/kg	SBH09	SBH09-14.0	A3	P0		14.000
51.00000	51.0			0.0105	0.280	mg/kg	SBN08	SBN08-0.5-14.0	A4	P0	COMP	0.000
50.93950	48.8			2.5	5.0	mg/kg	SBO02	A2-O2-SB15-CM-0.5'-5'	A2	P0	COMP	0.000
50.90000	50.9			0.0110	0.295	mg/kg	SBP06	SBP06-15.0-20.0	A2	P0	COMP	0.000
50.90000	50.9			0.0103	0.275	mg/kg	SBQ07	SBQ07-0.5-5.0	A2	P0	COMP	0.000
50.80000	50.8			0.0105	0.280	mg/kg	SBP05	SBP05-15.0-20.0	A2	P0	COMP	0.000
50.80000	50.8			0.00990	0.265	mg/kg	SBP06	SBP06-0.5-10.0	A2	P0	COMP	0.000
50.80000	50.8			0.0108	0.290	mg/kg	SBS11	SBS11-5.0	A5	P0		5.000
50.70000	50.7			0.00971	0.260	mg/kg	SBI09	SBI09-0.5	A3	P0		0.500
50.60000	50.6			0.0125	0.335	mg/kg	SBF07-P1	SBF07-PS1-15.0	A3	P0		15.000
50.60000	50.6			0.0112	0.300	mg/kg	SBG09	SBG09-18.0	A3	P0		18.000
50.60000	50.6			0.0106	0.285	mg/kg	SBH10	SBH10-0.5-15.0	A3	P0	COMP	0.000
50.54020	42.1			2.5	5.0	mg/kg	SBJ02	A2-J2-SB20-9'-D	A2	P0		9.000
50.40000	50.4			0.00971	0.260	mg/kg	SBK09	SBK09-0.5	A4	P0		0.500
50.30000	50.3			0.00971	0.260	mg/kg	SBG05	SBG05-0.5	A3	P0		0.500
50.30000	50.3			0.0110	0.295	mg/kg	SBI10	SBI10-5.0	A3	P0		5.000
50.30000	50.3			0.0106	0.285	mg/kg	SBP08	SBP08-24.5	A4	P0		24.500
50.30000	50.3			0.0101	0.270	mg/kg	SBT11	SBT11-0.5-5.0	A2	P0	COMP	0.000
50.10000	50.1			0.0110	0.295	mg/kg	SBQ07	SBQ07-8.0	A2	P0		8.000
50.00000	50.0			0.00971	0.260	mg/kg	SBF	SBF-1.0	A3	P0	COMP	1.000
50.00000	50.0			0.0105	0.280	mg/kg	SBQ12	SBQ12-15.0	A5	P0		15.000
49.90000	49.9			0.00971	0.260	mg/kg	SBH05	SBH105-0.5	A3	D		0.500
49.90000	49.9			0.0108	0.290	mg/kg	SBN01	SBN01-2T1-2T2	A2	P0	COMP	0.000
49.80000	49.8			0.0106	0.285	mg/kg	SBJ12	SBJ12-0.5-5.0	A3	P0	COMP	0.000
49.80000	49.8			0.00971	0.260	mg/kg	SBO12	SBO112-0.5	A5	D		0.500
49.80000	49.8			0.0103	0.275	mg/kg	SBR09	SBR09-0.5-10.0D	A2	D	COMP	0.000
49.70000	49.7			0.00971	0.260	mg/kg	SBEF	SBEF-0.5	A3	P0	COMP	0.500
49.60000	49.6			0.0101	0.270	mg/kg	SBJ04	SBJ04-0.5-2.0	A4	P0	COMP	0.000
49.60000	49.6			0.0108	0.290	mg/kg	SBK04	SBK04-4.0	A4	P0		4.000
49.60000	49.6			0.0106	0.285	mg/kg	SBO05	SBO05-20.0	A2	P0		20.000
49.60000	49.6			0.0105	0.280	mg/kg	SBP08	SBP08-0.5-10.0	A4	P0	COMP	0.000
49.50000	49.5			0.00971	0.260	mg/kg	SBM11	SBM11-0.5	A3	P0		0.500
49.40000	49.4			0.0108	0.290	mg/kg	SBH10	SBH10-5.0	A3	P0		5.000
49.40000	49.4			0.00952	0.255	mg/kg	SBI08	SBI08-0.5	A3	P0		0.500
49.30000	49.3			0.00971	0.260	mg/kg	SBI07	SBI07-0.5	A3	P0		0.500
49.20000	49.2			0.0103	0.275	mg/kg	SBFG	SBFG-1.0	A3	P0	COMP	1.000
49.20000	49.2			0.00990	0.265	mg/kg	SBO12	SBO12-0.5	A5	P0		0.500
49.20000	49.2			0.0101	0.270	mg/kg	SBR13-P1	SBR13-PS1-11.5	A5	P0		11.500
49.16490	47.1			2.5	5.0	mg/kg	SBD03	A3-D3-SB33-CM-0.5'-5'	A3	P0	COMP	0.000
49.10000	49.1			0.00971	0.260	mg/kg	SBN11	SBN11-0.5	A5	P0		0.500
49.00000	49.0			0.0112	0.300	mg/kg	SBF05	SBF05-6.5	A3	P0		6.500
48.95620	46.9			2.5	5.0	mg/kg	SBP03	A2-P3-SB45-CM-0.5'-10'	A2	P0	COMP	0.000
48.90000	48.9			0.00971	0.260	mg/kg	SBH06	SBH106-0.5	A3	D		0.500
48.90000	48.9			0.00971	0.260	mg/kg	SBJ10	SBJ110-0.5	A3	D		0.500

Notes: Results sorted by: 1) parameter; 2) highest to lowest detected concentration; VQ - ABBL validation flag; LQ - lab qualifier; "J" - the result is an estimated quantity; "D" - analysis required dilution; "B" - analyte detected in blank; composite samples are indicated by the abbreviation "COMP". *The 2006 Tetra Tech results were converted from wet weight to dry weight based on depth-discrete average moisture content measured during ABBL's 2007 investigation (see report Section 1.4.3).

Table 3B
Cover Soil Analytical Results
Detected Metal Concentrations

Cover Soil Report
Former CalCompact Landfill
Carson, California

Dry Wt. Conc.*	Reported Conc.*	VQ	LQ	MDL	PQL	Units	Boring ID	Sample ID	Landfill Cell	Primary (P0) or Dup (D)	Com-posite	Depth (ft bgs)
Vanadium												
48.90000	48.9			0.0105	0.280	mg/kg	SBP13-P1	SBP13-PS1-3.0	A5	P0		3.000
48.80000	48.8			0.00971	0.260	mg/kg	SBH05	SBH05-0.5	A3	P0		0.500
48.80000	48.8			0.00971	0.260	mg/kg	SBH06	SBH06-0.5	A3	P0		0.500
48.75850	43.2			2.5	5.0	mg/kg	SBE03	A3-E3-SB34-7'-D	A3	P0		7.000
48.70000	48.7			0.00971	0.260	mg/kg	SBF	SBF-0.5	A3	P0	COMP	0.500
48.70000	48.7			0.0114	0.305	mg/kg	SBI11	SBI11-10.0	A3	P0		10.000
48.70000	48.7			0.00952	0.255	mg/kg	SBM13-P2	SBM13-P2-0.5	A5	P0		0.500
48.70000	48.7			0.0118	0.315	mg/kg	SBR07	SBR07-8.0	A2	P0		8.000
48.69360	41.0			2.5	5.0	mg/kg	SBM03	A2-M3-SB42-10'-D-Dup	A2	D		10.000
48.62390	42.4			2.5	5.0	mg/kg	SBH02	A1-H2-SB22-12'-D	A1	P0		12.000
48.50830	43.9			2.5	5.0	mg/kg	SBE01	A1-E1-SB5-2'-D	A1	P0		2.000
48.50000	48.5			0.00971	0.260	mg/kg	SBG06	SBG106-0.5	A3	D		0.500
48.40000	48.4			0.00971	0.260	mg/kg	SBL10	SBL10-0.5	A4	P0		0.500
48.40000	48.4			0.0108	0.290	mg/kg	SBN11	SBN11-3.5	A5	P0		3.500
48.22550	46.2		J	2.5	5.0	mg/kg	SBB03	A3-B3-SB31-CM-0.5'-8'	A3	P0	COMP	0.000
48.20000	48.2			0.0105	0.280	mg/kg	SBJ04	SBJ04-7.0	A4	P0		7.000
48.10000	48.1			0.0105	0.280	mg/kg	SBM04	SBM04-0.5-10.0	A2	P0	COMP	0.000
48.00000	48.0			0.0101	0.270	mg/kg	SBV12	SBV12-0.5-1.5	A2	P0	COMP	0.000
47.90000	47.9			0.0103	0.275	mg/kg	SBN10	SBN10-0.5-5.0	A4	P0	COMP	0.000
47.80000	47.8			0.0110	0.295	mg/kg	SBN05	SBN05-25.0	A2	P0		25.000
47.73810	40.1			2.5	5.0	mg/kg	SBF03	A3-F3-SB35-3'-D-Dup	A3	D		3.000
47.61900	40.0			2.5	5.0	mg/kg	SBF04	A3-F4-SB55-3'-D	A3	P0		3.000
47.60000	47.6			0.0106	0.285	mg/kg	SBG09	SBG09-0.5-15.0	A3	P0	COMP	0.000
47.60000	47.6			0.00971	0.260	mg/kg	SBM05	SBM05-0.5	A4	P0		0.500
47.50000	47.5			0.00971	0.260	mg/kg	SBL11	SBL11-0.5	A3	P0		0.500
47.40000	47.4			0.0105	0.280	mg/kg	SBJ13-P1	SBJ13-PS1-2.5	A3	P0		2.500
47.40000	47.4			0.0106	0.285	mg/kg	SBM13-P2	SBM13-PS2-7.5	A5	P0		7.500
47.40000	47.4			0.0106	0.285	mg/kg	SBN06	SBN06-8.0	A4	P0		8.000
47.20000	47.2			0.0112	0.300	mg/kg	SBJ13-P2	SBJ13-PS2-8.5	A3	P0		8.500
47.10000	47.1			0.00971	0.260	mg/kg	SBEF	SBEF-1.0	A3	P0	COMP	1.000
47.10000	47.1			0.00971	0.260	mg/kg	SBR11	SBR11-0.5	A5	P0		0.500
47.07180	42.6			2.5	5.0	mg/kg	SBA03	A3-A3-SB30-2'-D	A3	P0		2.000
47.00000	47.0			0.00971	0.260	mg/kg	SBN12	SBN12-0.5	A5	P0		0.500
46.97290	45.0			2.5	5.0	mg/kg	SBA02	A1-A2-SB29-CM-0.5'-5'	A1	P0	COMP	0.000
46.90000	46.9			0.00971	0.260	mg/kg	SBJ10	SBJ10-0.5	A3	P0		0.500
46.80000	46.8			0.00971	0.260	mg/kg	SBFG	SBFG-0.5	A3	P0	COMP	0.500
46.80000	46.8			0.0101	0.270	mg/kg	SBQ08	SBQ08-0.5-5.0	A2	P0	COMP	0.000
46.79330	39.4			2.5	5.0	mg/kg	SBN03	A2-N3-SB43-10'-D	A2	P0		10.000
46.76410	44.8			2.5	5.0	mg/kg	SBK02	A2-K2-SB19-CM-0.5'-5'	A2	P0	COMP	0.000
46.70000	46.7			0.00990	0.265	mg/kg	SBI03	SBI03-0.5	A4	P0		0.500
46.70000	46.7			0.00971	0.260	mg/kg	SBK10	SBK10-0.5	A3	P0		0.500
46.70000	46.7			0.0112	0.300	mg/kg	SBR05-T2	SBR05-T2-5.5	A2	P0		5.500
46.65970	44.7			2.5	5.0	mg/kg	SBL02	A2-L2-SB18-CM-0.5'-5'	A2	P0	COMP	0.000
46.60000	46.6			0.0106	0.285	mg/kg	SBE04-P1	SBE04-PS1-3.0	A3	P0		3.000
46.55530	44.6			2.5	5.0	mg/kg	SBD02	A1-D2-SB26-CM-0.5'-5'	A1	P0	COMP	0.000

Notes: Results sorted by: 1) parameter; 2) highest to lowest detected concentration; VQ - ABBL validation flag; LQ - lab qualifier; "J" - the result is an estimated quantity; "D" - analysis required dilution; "B" - analyte detected in blank; composite samples are indicated by the abbreviation "COMP". *The 2006 Tetra Tech results were converted from wet weight to dry weight based on depth-discrete average moisture content measured during ABBL's 2007 investigation (see report Section 1.4.3).

Table 3B
Cover Soil Analytical Results
Detected Metal Concentrations

Cover Soil Report
Former CalCompact Landfill
Carson, California

Dry Wt. Conc.*	Reported Conc.*	VQ	LQ	MDL	PQL	Units	Boring ID	Sample ID	Landfill Cell	Primary (P0) or Dup (D)	Com-posite	Depth (ft bgs)
Vanadium												
46.34660	44.4			2.5	5.0	mg/kg	SBB02	A1-B2-SB28-CM-0.5'-5'	A1	P0	COMP	0.000
46.29830	41.9			2.5	5.0	mg/kg	SBD01	A1-D1-SB4-2'-D	A1	P0		2.000
46.27400	38.5			2.5	5.0	mg/kg	SBN02	A2-N2-SB16-8'-D	A2	P0		8.000
46.20000	46.2			0.0106	0.285	mg/kg	SBH09	SBH09-0.5-10.0	A3	P0	COMP	0.000
46.20000	46.2			0.0103	0.275	mg/kg	SBN05	SBN05-0.5-10.0	A2	P0	COMP	0.000
46.19050	38.8			2.5	5.0	mg/kg	SBG03	A3-G3-SB36-3'-D	A3	P0		3.000
46.03370	38.3			2.5	5.0	mg/kg	SBL03	A2-L3-SB41-8'-D	A2	P0		8.000
45.90000	45.9			0.0121	0.325	mg/kg	SBO09	SBO09-25.0	A4	P0		25.000
45.80000	45.8			0.00971	0.260	mg/kg	SBI08	SBI108-0.5	A3	D		0.500
45.80000	45.8			0.0112	0.300	mg/kg	SBS12	SBS12-5.0	A5	P0		5.000
45.70000	45.7			0.0105	0.280	mg/kg	SBF06	SBF06-0.5-4.0	A3	P0	COMP	0.000
45.40000	45.4			0.0112	0.300	mg/kg	SBU10	SBU10-8.0	A2	P0		8.000
45.30000	45.3			0.0103	0.275	mg/kg	SBI11	SBI11-0.5-5.0	A3	P0	COMP	0.000
45.24940	38.1			2.5	5.0	mg/kg	SBM03	A2-M3-SB42-10'-D	A2	P0		10.000
45.20000	45.2			0.00952	0.255	mg/kg	SBL12	SBL12-0.5	A3	P0		0.500
45.19830	43.3			2.5	5.0	mg/kg	SBI02	A2-I2-SB21-0.5'-D	A2	P0		0.500
45.00000	45.0			0.00971	0.260	mg/kg	SBI09	SBI109-0.5	A3	D		0.500
45.00000	45.0			0.0118	0.315	mg/kg	SBM06	SBM06-4.5	A4	P0		4.500
44.98960	43.1			2.5	5.0	mg/kg	SBG02	A1-G2-SB23A-0.5'-D-Dup	A1	D		0.500
44.90000	44.9			0.0106	0.285	mg/kg	SBI12	SBI12-5.0	A3	P0		5.000
44.78080	42.9			2.5	5.0	mg/kg	SBA03	A3-A3-SB30-0.5'-D	A3	P0		0.500
44.69530	39.6			2.5	5.0	mg/kg	SBK02	A2-K2-SB19-7'-D-Dup	A2	D		7.000
44.40000	44.4			0.00971	0.260	mg/kg	SBH08	SBH08-0.5	A3	P0		0.500
44.23080	36.8			2.5	5.0	mg/kg	SBB02	A1-B2-SB28-8'-D	A1	P0		8.000
44.20000	44.2			0.00971	0.260	mg/kg	SBK12	SBK12-7.0	A3	P0		7.000
44.13090	39.1			2.5	5.0	mg/kg	SBK02	A2-K2-SB19-7'-D	A2	P0		7.000
44.10000	44.1			0.00990	0.265	mg/kg	SBJ07	SBJ07-0.5	A4	P0		0.500
44.05010	42.2			2.5	5.0	mg/kg	SBF01	A1-F1-SB6-0.5'-D	A1	P0		0.500
44.00000	44.0			0.0101	0.270	mg/kg	SBF05	SBF05-0.5-2.0	A3	P0	COMP	0.000
43.69050	36.7			2.5	5.0	mg/kg	SBF02	A1-F2-SB24-3'-D	A1	P0		3.000
43.63260	41.8			2.5	5.0	mg/kg	SBJ02	A2-J2-SB20-CM-0.5'-5'	A2	P0	COMP	0.000
43.57140	36.6			2.5	5.0	mg/kg	SBI02	A2-I2-SB21-3'-D	A2	P0		3.000
43.50000	43.5			0.00971	0.260	mg/kg	SBGH	SBGH-1.0	A3	P0	COMP	1.000
43.50000	43.5			0.0101	0.270	mg/kg	SBK12	SBK12-0.5-2.0	A3	P0	COMP	0.000
43.42380	41.6			2.5	5.0	mg/kg	SBH02	A1-H2-SB22-CM-0.5'-10'	A1	P0	COMP	0.000
43.40000	43.4			0.0106	0.285	mg/kg	SBL12	SBL12-5.0	A3	P0		5.000
43.31490	39.2			2.5	5.0	mg/kg	SBF01	A1-F1-SB6-2'-D	A1	P0		2.000
43.11510	38.2			2.5	5.0	mg/kg	SBM01	A2-M1-SB13-7'-D	A2	P0		7.000
42.97720	35.8			2.5	5.0	mg/kg	SBO03	A2-O3-SB44-9'-D	A2	P0		9.000
42.90190	41.1			2.5	5.0	mg/kg	SBC03	A3-C3-SB32-CM-0.5'-5'	A3	P0	COMP	0.000
42.90190	41.1			2.5	5.0	mg/kg	SBF04	A3-F4-SB55-0.5'-D	A3	P0		0.500
42.90000	42.9			0.00971	0.260	mg/kg	SBL08	SBL08-0.5	A4	P0		0.500
42.90000	42.9			0.0105	0.280	mg/kg	SBO13-P1	SBO13-PS1-3.0	A5	P0		3.000
42.88990	37.4			2.5	5.0	mg/kg	SBD03	A3-D3-SB33-12'-D	A3	P0		12.000
42.54810	35.4			2.5	5.0	mg/kg	SBN01	A2-N1-SB14-8'-D	A2	P0		8.000

Notes: Results sorted by: 1) parameter; 2) highest to lowest detected concentration; VQ - ABBL validation flag; LQ - lab qualifier; "J" - the result is an estimated quantity; "D" - analysis required dilution; "B" - analyte detected in blank; composite samples are indicated by the abbreviation "COMP". *The 2006 Tetra Tech results were converted from wet weight to dry weight based on depth-discrete average moisture content measured during ABBL's 2007 investigation (see report Section 1.4.3).

Table 3B
Cover Soil Analytical Results
Detected Metal Concentrations

Cover Soil Report
Former CalCompact Landfill
Carson, California

Dry Wt. Conc.*	Reported Conc.*	VQ	LQ	MDL	PQL	Units	Boring ID	Sample ID	Landfill Cell	Primary (P0) or Dup (D)	Com-posite	Depth (ft bgs)
Vanadium												
42.40000	42.4			0.00971	0.260	mg/kg	SBI04	SBI04-0.5-3.0	A4	P0	COMP	0.000
42.27560	40.5			2.5	5.0	mg/kg	SBF02	A1-F2-SB24-0.5'-D	A1	P0		0.500
42.10000	42.1			0.00971	0.260	mg/kg	SBGH	SBGH-0.5	A3	P0	COMP	0.500
41.90000	41.9			0.00971	0.260	mg/kg	SBH07	SBH07-0.5	A3	P0		0.500
41.90000	41.9			0.00971	0.260	mg/kg	SBM12	SBM12-0.5	A3	P0		0.500
41.80720	34.7			2.5	5.0	mg/kg	SBB03	A3-B3-SB31-13'-D	A3	P0		13.000
41.64930	39.9			2.5	5.0	mg/kg	SBG01	A1-G1-SB7-0.5'-D	A1	P0		0.500
41.64930	39.9			2.5	5.0	mg/kg	SBN02	A2-N2-SB16-CM-0.5'-5'	A2	P0	COMP	0.000
41.54760	34.9			2.5	5.0	mg/kg	SBF03	A3-F3-SB35-3'-D	A3	P0		3.000
41.54490	39.8			2.5	5.0	mg/kg	SBE02	A1-E2-SB25-0.5'-D	A1	P0		0.500
41.40000	41.4			0.0108	0.290	mg/kg	SBN01-T1	SBN01-T1-T2D	A2	D	COMP	0.000
41.10000	41.1			0.00971	0.260	mg/kg	SBG06	SBG06-0.5	A3	P0		0.500
41.10000	41.1			0.00971	0.260	mg/kg	SBI12	SBI12-0.5	A3	P0		0.500
41.10000	41.1			0.0118	0.315	mg/kg	SBT08-P1	SBT08-PS1-3.0	A2	P0		3.000
41.02300	39.3			2.5	5.0	mg/kg	SBL03	A2-L3-SB41-CM-0.5'-5'	A2	P0	COMP	0.000
40.98560	34.1			2.5	5.0	mg/kg	SBG04	A3-G4-SB56-8'-D	A3	P0		8.000
40.90000	40.9			0.00971	0.260	mg/kg	SBV10-T1	SBV10-T1-0.5	A2	P0		0.500
40.70000	40.7			0.0101	0.270	mg/kg	SBP11	SBP11-5.0	A5	P0		5.000
40.40000	40.4			0.0106	0.285	mg/kg	SBP03-T1	SBP03-T1-T2	A2	P0	COMP	0.000
40.39670	38.7			2.5	5.0	mg/kg	SBK02	A2-K2-SB19-CM-0.5'-5'-Dup	A2	D	COMP	0.000
40.30000	40.3			0.0101	0.270	mg/kg	SBQ05	SBQ05-0.5-10.0	A2	P0	COMP	0.000
40.29230	38.6			2.5	5.0	mg/kg	SBD01	A1-D1-SB4-0.5'-D	A1	P0		0.500
40.29230	38.6			2.5	5.0	mg/kg	SBG02	A1-G2-SB23A-0.5'-D	A1	P0		0.500
40.29230	38.6			2.5	5.0	mg/kg	SBH01	A1-H1-SB8-0.5'-D	A1	P0		0.500
40.10000	40.1	J		0.0112	0.300	mg/kg	SBF06	SBF06-8.0	A3	P0		8.000
40.08350	38.4			2.5	5.0	mg/kg	SBB01	A1-B1-SB2-0.5'-D	A1	P0		0.500
39.88950	36.1			2.5	5.0	mg/kg	SBH03	A3-H3-SB37-2'-D	A3	P0		2.000
39.87470	38.2			2.5	5.0	mg/kg	SBI02	A2-I2-SB21-0.5'-D-Dup	A2	D		0.500
39.66600	38.0			2.5	5.0	mg/kg	SBE03	A3-E3-SB34-CM-0.5'-5'	A3	P0	COMP	0.000
39.64290	33.3			2.5	5.0	mg/kg	SBG03	A3-G3-SB36-3'-D-Dup	A3	D		3.000
39.48600	33.8			2.5	5.0	mg/kg	SBE02	A1-E2-SB25-5'-D	A1	P0		5.000
39.40000	39.4			0.0110	0.295	mg/kg	SBN01-T1	SBN01-T1-T2	A2	P0	COMP	0.000
39.35280	37.7			2.5	5.0	mg/kg	SBK01	A2-K1-SB11-CM-0.5'-5'	A2	P0	COMP	0.000
39.16480	34.7			2.5	5.0	mg/kg	SBC02	A1-C2-SB27-7'-D	A1	P0		7.000
39.14410	37.5			2.5	5.0	mg/kg	SBC01	A1-C1-SB3-0.5'-D	A1	P0		0.500
39.13550	33.5			2.5	5.0	mg/kg	SBE02	A1-E2-SB25-5'-D-Dup	A1	D		5.000
39.05190	34.6			2.5	5.0	mg/kg	SBD02	A1-D2-SB26-7'-D	A1	P0		7.000
38.83090	37.2			2.5	5.0	mg/kg	SBE02	A1-E2-SB25-0.5'-D-Dup	A1	D		0.500
38.80000	38.8			0.0110	0.295	mg/kg	SBG09-P1	SBG09-PS1-5.0	A3	P0		5.000
38.60000	38.6			0.00990	0.265	mg/kg	SBG08	SBG08-0.5-3.0	A3	P0	COMP	0.000
38.56350	34.9			2.5	5.0	mg/kg	SBB01	A1-B1-SB2-2'-D	A1	P0		2.000
38.51770	36.9			2.5	5.0	mg/kg	SBN01	A2-N1-SB14-CM-0.5'-5'	A2	P0	COMP	0.000
38.41340	36.8			2.5	5.0	mg/kg	SBC02	A1-C2-SB27-CM-0.5'-5'	A1	P0	COMP	0.000
38.10000	38.1			0.00990	0.265	mg/kg	SBS11	SBS11-0.5	A5	P0		0.500
37.98080	31.6			2.5	5.0	mg/kg	SBA02	A1-A2-SB29-8'-D	A1	P0		8.000

Notes: Results sorted by: 1) parameter; 2) highest to lowest detected concentration; VQ - ABBL validation flag; LQ - lab qualifier; "J" - the result is an estimated quantity; "D" - analysis required dilution; "B" - analyte detected in blank; composite samples are indicated by the abbreviation "COMP". *The 2006 Tetra Tech results were converted from wet weight to dry weight based on depth-discrete average moisture content measured during ABBL's 2007 investigation (see report Section 1.4.3).

Table 3B
Cover Soil Analytical Results
Detected Metal Concentrations

Cover Soil Report
Former CalCompact Landfill
Carson, California

Dry Wt. Conc.*	Reported Conc.*	VQ	LQ	MDL	PQL	Units	Boring ID	Sample ID	Landfill Cell	Primary (P0) or Dup (D)	Com-posite	Depth (ft bgs)
Vanadium												
37.90000	37.9	J		0.0118	0.315	mg/kg	SBF05-P2	SBF05-PS2-15.0	A3	P0		15.000
37.50000	37.5			0.00952	0.255	mg/kg	SBO11	SBO11-0.5	A5	P0		0.500
37.38530	32.6			2.5	5.0	mg/kg	SBC03	A3-C3-SB32-12'-D	A3	P0		12.000
37.36950	35.8			2.5	5.0	mg/kg	SBE01	A1-E1-SB5-0.5'-D	A1	P0		0.500
37.00000	37.0			0.0106	0.285	mg/kg	SBP03-T1	SBP03-T1-T2D	A2	D	COMP	0.000
36.95200	35.4			2.5	5.0	mg/kg	SBM01	A2-M1-SB13-CM-0.5'-5'	A2	P0	COMP	0.000
36.84760	35.3			2.5	5.0	mg/kg	SBF03	A3-F3-SB35-0.5'-D	A3	P0		0.500
36.60000	36.6			0.0106	0.285	mg/kg	SBU09-T2	SBU09-T2-0.5-10.0	A2	P0	COMP	0.000
36.32570	34.8			2.5	5.0	mg/kg	SBJ01	A3-J1-SB10-CM-0.5'-4'	A3	P0	COMP	0.000
36.01250	34.5			2.5	5.0	mg/kg	SBM02	A2-M2-SB17-CM-0.5'-5'	A2	P0	COMP	0.000
35.77880	31.7			2.5	5.0	mg/kg	SBK01	A2-K1-SB11-7'-D	A2	P0		7.000
35.38620	33.9			2.5	5.0	mg/kg	SBH03	A3-H3-SB37-0.5'-D	A3	P0		0.500
35.20000	35.2			0.0105	0.280	mg/kg	SBL13-P1	SBL13-PS1-9.5	A3	P0		9.500
34.70000	34.7			0.0101	0.270	mg/kg	SBV10-T4	SBV10-T4-T3	A2	P0	COMP	0.000
34.65550	33.2			2.5	5.0	mg/kg	SBF03	A3-F3-SB35-0.5'-D-Dup	A3	D		0.500
34.65550	33.2			2.5	5.0	mg/kg	SBG03	A3-G3-SB36-0.5'-D	A3	P0		0.500
34.65550	33.2			2.5	5.0	mg/kg	SBL02	A2-L2-SB18-CM-0.5'-5'-Dup	A2	D	COMP	0.000
34.44680	33.0			2.5	5.0	mg/kg	SBM03	A2-M3-SB42-CM-0.5'-5'-Dup	A2	D	COMP	0.000
34.33370	28.6			2.5	5.0	mg/kg	SBJ01	A2-J1-SB10-9'-D	A2	P0		9.000
34.13360	32.7			2.5	5.0	mg/kg	SBO03	A2-O3-SB44-CM-0.5'-4'	A2	P0	COMP	0.000
33.70000	33.7			0.00971	0.260	mg/kg	SBJ11	SBJ11-10.0	A3	P0		10.000
33.50730	32.1			2.5	5.0	mg/kg	SBG04	A3-G4-SB56-CM-0.5'-3'	A3	P0	COMP	0.000
33.50000	33.5			0.0112	0.300	mg/kg	SBO04	SBO04-9.5	A2	P0		9.500
33.29850	31.9			2.5	5.0	mg/kg	SBG03	A3-G3-SB36-0.5'-D-Dup	A3	D		0.500
33.19420	31.8			2.5	5.0	mg/kg	SBH04	A3-H4-SB55-0.5'-D	A3	P0		0.500
32.88100	31.5			2.5	5.0	mg/kg	SBL01	A2-L1-SB12-CM-0.5'-5'	A2	P0	COMP	0.000
32.40000	32.4			0.0108	0.290	mg/kg	SBH09	SBH09-5.0	A3	P0		5.000
32.04820	26.6			2.5	5.0	mg/kg	SBB03	A3-B3-SB31-13'-D-Dup	A3	D		13.000
31.94130	28.3			2.5	5.0	mg/kg	SBL01	A2-L1-SB12-7'-D	A2	P0		7.000
31.30000	31.3			0.00971	0.260	mg/kg	SBK07	SBK07-0.5	A4	P0		0.500
30.40000	30.4			0.0105	0.280	mg/kg	SBG08-P1	SBG08-PS1-5.0	A3	P0		5.000
29.64510	28.4			2.5	5.0	mg/kg	SBA01	A1-A1-SB1-0.5'-D	A1	P0		0.500
29.10000	29.1			0.00971	0.260	mg/kg	SBM10	SBM10-0.5	A4	P0		0.500
28.39250	27.2	J		2.5	5.0	mg/kg	SBB03	A3-B3-SB31-CM-0.5'-8'-Dup	A3	D	COMP	0.000
28.07930	26.9			2.5	5.0	mg/kg	SBM03	A2-M3-SB42-CM-0.5'-5'	A2	P0	COMP	0.000
26.80000	26.8			0.0106	0.285	mg/kg	SBO02-T1	SBO02-T1-T2	A2	P0	COMP	0.000
26.70000	26.7			0.00952	0.255	mg/kg	SBV10-T2	SBV10-T2-0.5	A2	P0		0.500
26.50000	26.5			0.0105	0.280	mg/kg	SBR05-T1	SBR05-T1-T2	A2	P0	COMP	0.000
26.00000	26.0			0.0106	0.285	mg/kg	SBR11	SBR11-5.0	A5	P0		5.000
25.50000	25.5			0.00971	0.260	mg/kg	SBV09-T3	SBV09-T3-0.5-3.0	A2	P0	COMP	0.000
25.10000	25.1			0.0106	0.285	mg/kg	SBQ04-T1	SBQ04-T1-T2	A2	P0	COMP	0.000
24.21710	23.2			2.5	5.0	mg/kg	SBI01	A2-I1-SB9-0.5'-D	A2	P0		0.500
23.50000	23.5			0.0105	0.280	mg/kg	SBS06-T1	SBS06-T1-T2	A2	P0	COMP	0.000
23.38200	22.4			2.5	5.0	mg/kg	SBN03	A2-N3-SB43-CM-0.5'-5'	A2	P0	COMP	0.000
21.10000	21.1			0.00971	0.260	mg/kg	SBV10-T3	SBV10-T3-8.0	A2	P0		8.000

Notes: Results sorted by: 1) parameter; 2) highest to lowest detected concentration; VQ - ABBL validation flag; LQ - lab qualifier; "J" - the result is an estimated quantity; "D" - analysis required dilution; "B" - analyte detected in blank; composite samples are indicated by the abbreviation "COMP". *The 2006 Tetra Tech results were converted from wet weight to dry weight based on depth-discrete average moisture content measured during ABBL's 2007 investigation (see report Section 1.4.3).

Table 3B
Cover Soil Analytical Results
Detected Metal Concentrations

Cover Soil Report
Former CalCompact Landfill
Carson, California

Dry Wt. Conc.*	Reported Conc.*	VQ	LQ	MDL	PQL	Units	Boring ID	Sample ID	Landfill Cell	Primary (P0) or Dup (D)	Com-posite	Depth (ft bgs)
Vanadium												
20.20000	20.2			0.0103	0.275	mg/kg	SBT07-T1	SBT07-T1-T2	A2	P0	COMP	0.000
20.00000	20.0			0.0101	0.270	mg/kg	SBU08-T1	SBU08-T1-T2	A2	P0	COMP	0.000
19.00000	19.0			0.0101	0.270	mg/kg	SBU09-T3	SBU09-T3-0.5-3.5	A2	P0	COMP	0.000
12.30000	12.3			0.00990	0.265	mg/kg	SBV10-T2	SBV10-T2-5.0	A2	P0		5.000
12.00000	12.0			0.00971	0.260	mg/kg	SBV09-T4	SBV09-T4-2.0	A2	P0		2.000
Zinc												
505.0000	505		J	0.220	1.24	mg/kg	SBS06	SBS06-10.0	A2	P0		10.000
369.0000	369			0.191	1.08	mg/kg	SBU09-T3	SBU09-T3-0.5-3.5	A2	P0	COMP	0.000
361.1738	320			2.5	5.0	mg/kg	SBE03	A3-E3-SB34-7'-D	A3	P0		7.000
349.0000	349		B	0.241	1.36	mg/kg	SBR06	SBR06-9.0	A2	P0		9.000
332.0000	332			0.202	1.14	mg/kg	SBK05	SBK05-3.5'	A4	P0		3.500
320.0000	320			0.184	1.04	mg/kg	SBK07	SBK07-0.5	A4	P0		0.500
204.0000	204			0.205	1.16	mg/kg	SBN11	SBN11-3.5	A5	P0		3.500
203.0000	203		B	0.212	1.20	mg/kg	SBH09	SBH09-14.0	A3	P0		14.000
197.0000	197		B	0.198	1.12	mg/kg	SBO09	SBO09-15.0-20.0	A4	P0	COMP	0.000
196.0000	196			0.184	1.04	mg/kg	SBN12	SBN12-0.5	A5	P0		0.500
190.0000	190			0.188	1.06	mg/kg	SBM13-P2	SBM13-P2-1.0	A5	P0		1.000
184.0000	184		B	0.216	1.22	mg/kg	SBO08	SBO08-10.0	A4	P0		10.000
173.0000	173		B	0.209	1.18	mg/kg	SBR09	SBR09-15.5	A2	P0		15.500
172.0000	172			0.198	1.12	mg/kg	SBJ03	SBJ03-0.5-3.0	A4	P0	COMP	0.000
160.0000	160		B	0.188	1.06	mg/kg	SBKLM	SBKLM-0.5	A3	P0	COMP	0.500
158.0000	158			0.191	1.08	mg/kg	SBTUV	SBTUV-1.0	A2,	P0	COMP	1.000
157.0000	157		B	0.212	1.20	mg/kg	SBP09	SBP09-24.5	A4	P0		24.500
156.5762	150			2.5	5.0	mg/kg	SBF02	A1-F2-SB24-0.5'-D	A1	P0		0.500
153.8462	128			2.5	5.0	mg/kg	SBN01	A2-N1-SB14-8'-D	A2	P0		8.000
153.0000	153		B	0.220	1.24	mg/kg	SBIJ	SBIJ-PS-5.0	A3	P0	COMP	5.000
153.0000	153		B	0.230	1.30	mg/kg	SBT07-P2	SBT07-PS2-3.5	A2	P0		3.500
151.0000	151			0.212	1.20	mg/kg	SBN10	SBN10-9.0	A4	P0		9.000
150.0000	150		B	0.188	1.06	mg/kg	SBKLM	SBKLM-1.0	A3	P0	COMP	1.000
150.0000	150			0.212	1.20	mg/kg	SBN09	SBN09-10.0	A4	P0		10.000
148.0000	148		B	0.223	1.26	mg/kg	SBM06	SBM06-4.5	A4	P0		4.500
147.0000	147		B	0.205	1.16	mg/kg	SBO09	SBO09-0.5-10.0	A4	P0	COMP	0.000
146.0000	146		B	0.220	1.24	mg/kg	SBQ03	SBQ103-PS1-3.0	A2	D		3.000
138.0000	138		B	0.184	1.04	mg/kg	SBIJ	SBIJ-0.5	A3	P0	COMP	0.500
138.0000	138			0.244	1.38	mg/kg	SBV11-P1	SBV11-PS1-15.0	A2	P0		15.000
136.0000	136		B	0.223	1.26	mg/kg	SBQ03-P1	SBQ03-PS1-3.0	A2	P0		3.000
135.0000	135			0.223	1.26	mg/kg	SBT10	SBT10-6.5	A2	P0		6.500
132.5678	127		J	2.5	5.0	mg/kg	SBL02	A2-L2-SB18-CM-0.5'-5'	A2	P0	COMP	0.000
132.0000	132		B	0.255	1.44	mg/kg	SBF05-P1	SBF05-PS1-15.0	A3	P0		15.000
132.0000	132		J	0.223	1.26	mg/kg	SBU09-P1	SBU09-PS1-4.0	A2	P0		4.000
131.0000	131		B	0.188	1.06	mg/kg	SBQRST	SBQRST-1.0	A5	P0	COMP	1.000
130.4802	125			2.5	5.0	mg/kg	SBB01	A1-B1-SB2-0.5'-D	A1	P0		0.500
129.0000	129		B	0.202	1.14	mg/kg	SBO02-T1	SBO02-T1-T2	A2	P0	COMP	0.000
128.0000	128		B	0.237	1.34	mg/kg	SBR05-P2	SBR05-PS2-3.5	A2	P0		3.500

Notes: Results sorted by: 1) parameter; 2) highest to lowest detected concentration; VQ - ABBL validation flag; LQ - lab qualifier; "J" - the result is an estimated quantity; "D" - analysis required dilution; "B" - analyte detected in blank; composite samples are indicated by the abbreviation "COMP". *The 2006 Tetra Tech results were converted from wet weight to dry weight based on depth-discrete average moisture content measured during ABBL's 2007 investigation (see report Section 1.4.3).

Table 3B
Cover Soil Analytical Results
Detected Metal Concentrations

Cover Soil Report
Former CalCompact Landfill
Carson, California

Dry Wt. Conc.*	Reported Conc.*	VQ	LQ	MDL	PQL	Units	Boring ID	Sample ID	Landfill Cell	Primary (P0) or Dup (D)	Com-posite	Depth (ft bgs)
Zinc												
127.0000	127	B		0.188	1.06	mg/kg	SBIJ	SBIJ-1.0	A3	P0	COMP	1.000
126.0000	126	B		0.202	1.14	mg/kg	SBR06	SBR06-0.5-4.0	A2	P0	COMP	0.000
126.0000	126	B		0.230	1.30	mg/kg	SBS06-P1	SBS06-PS1-3.0	A2	P0		3.000
126.0000	126			0.188	1.06	mg/kg	SBTUV	SBTUV-0.5	A2,	P0	COMP	0.500
125.0000	125	JB		0.230	1.30	mg/kg	SBP03-P1	SBP03-PS1-4.5	A2	P0		4.500
125.0000	125			0.205	1.16	mg/kg	SBP13-P2	SBP13-PS2-4.0	A5	P0		4.000
125.0000	125	B		0.220	1.24	mg/kg	SBQ06	SBQ06-5.0	A2	P0		5.000
125.0000	125			0.191	1.08	mg/kg	SBTU	SBTU-1.0	A2	P0	COMP	1.000
121.0000	121	B		0.241	1.36	mg/kg	SBI12-P1	SBI12-PS1-15.0	A3	P0		15.000
121.0000	121	B		0.223	1.26	mg/kg	SBO02-P1	SBO02-PS1-3.5	A2	P0		3.500
121.0000	121	B		0.220	1.24	mg/kg	SBU11	SBU11-5.5	A2	P0		5.500
120.0000	120			0.181	1.02	mg/kg	SBM13-P2	SBM13-P2-0.5	A5	P0		0.500
119.0000	119	B		0.255	1.44	mg/kg	SBH10-P1	SBH110-PS1-15.0	A3	D		15.000
119.0000	119	B		0.220	1.24	mg/kg	SBQ04-P1	SBQ04-PS1-3.0	A2	P0		3.000
119.0000	119			0.230	1.30	mg/kg	SBV13-P1	SBV13-PS1-15.0	A2	P0		15.000
118.0000	118			0.191	1.08	mg/kg	SBJ04	SBJ04-0.5-2.0	A4	P0	COMP	0.000
117.0000	117	B		0.241	1.36	mg/kg	SBI11-P1	SBI11-PS1-15.0	A3	P0		15.000
117.0000	117			0.251	1.42	mg/kg	SBT13-P2	SBT13-PS2-15.0	A5	P0		15.000
116.0000	116			0.184	1.04	mg/kg	SBF	SBF-1.0	A3	P0	COMP	1.000
116.0000	116			0.184	1.04	mg/kg	SBN11	SBN11-0.5	A5	P0		0.500
115.0000	115	B		0.202	1.14	mg/kg	SBN09	SBN09-0.5-10.0	A4	P0	COMP	0.000
115.0000	115			0.227	1.28	mg/kg	SBU09-P2	SBU109-PS2-3.5	A2	D		3.500
114.0000	114			0.212	1.20	mg/kg	SBV12-P1	SBV12-PS1-15.0	A2	P0		15.000
112.0000	112			0.248	1.40	mg/kg	SBN12	SBN12-5.0	A5	P0		5.000
112.0000	112			0.212	1.20	mg/kg	SBU09	SBU09-13.0	A2	P0		13.000
112.0000	112			0.241	1.36	mg/kg	SBU13-P1	SBU13-PS1-15.0	A2	P0		15.000
112.0000	112			0.191	1.08	mg/kg	SBUV	SBUV-0.5	A2	P0	COMP	0.500
111.0000	111			0.184	1.04	mg/kg	SBF	SBF-0.5	A3	P0	COMP	0.500
111.0000	111			0.205	1.16	mg/kg	SBK04	SBK04-4.0	A4	P0		4.000
111.0000	111	B		0.188	1.06	mg/kg	SBNOP	SBNOP-1.0	A5	P0	COMP	1.000
111.0000	111			0.198	1.12	mg/kg	SBUV	SBUV-1.0	A2	P0	COMP	1.000
110.0000	110			0.184	1.04	mg/kg	SBFG	SBFG-0.5	A3	P0	COMP	0.500
110.0000	110			0.188	1.06	mg/kg	SBG07	SBG07-0.5	A3	P0		0.500
110.0000	110	B		0.181	1.02	mg/kg	SBJ09	SBJ09-0.5	A3	P0		0.500
110.0000	110	B		0.184	1.04	mg/kg	SBQRST	SBQRST-0.5	A5	P0	COMP	0.500
110.0000	110			0.205	1.16	mg/kg	SBR05	SBR05-0.5-3.0	A2	P0	COMP	0.000
109.6033	105			2.5	5.0	mg/kg	SBD03	A3-D3-SB33-CM-0.5'-5'	A3	P0	COMP	0.000
109.0000	109	B		0.230	1.30	mg/kg	SBN01-P1	SBN01-PS1-3.0	A2	P0		3.000
109.0000	109			0.241	1.36	mg/kg	SBU09-P2	SBU09-PS2-3.5	A2	P0		3.500
108.0000	108			0.195	1.10	mg/kg	SBFG	SBFG-1.0	A3	P0	COMP	1.000
108.0000	108			0.188	1.06	mg/kg	SBJ06	SBJ06-0.5	A4	P0		0.500
108.0000	108	B		0.227	1.28	mg/kg	SBK13-P1	SBK13-PS1-9.0	A3	P0		9.000
108.0000	108	B		0.223	1.26	mg/kg	SBR05-P1	SBR05-PS1-3.5	A2	P0		3.500
107.0000	107			0.184	1.04	mg/kg	SBEF	SBEF-0.5	A3	P0	COMP	0.500
107.0000	107			0.188	1.06	mg/kg	SBI03	SBI03-0.5	A4	P0		0.500

Notes: Results sorted by: 1) parameter; 2) highest to lowest detected concentration; VQ - ABBL validation flag; LQ - lab qualifier; "J" - the result is an estimated quantity; "D" - analysis required dilution; "B" - analyte detected in blank; composite samples are indicated by the abbreviation "COMP". *The 2006 Tetra Tech results were converted from wet weight to dry weight based on depth-discrete average moisture content measured during ABBL's 2007 investigation (see report Section 1.4.3).

Table 3B
Cover Soil Analytical Results
Detected Metal Concentrations

Cover Soil Report
Former CalCompact Landfill
Carson, California

Dry Wt. Conc.*	Reported Conc.*	VQ	LQ	MDL	PQL	Units	Boring ID	Sample ID	Landfill Cell	Primary (P0) or Dup (D)	Com-posite	Depth (ft bgs)
Zinc												
107.0000	107	B		0.184	1.04	mg/kg	SBO12	SBO112-0.5	A5	D		0.500
107.0000	107	B		0.241	1.36	mg/kg	SBP12	SBP12-10.0	A5	P0		10.000
107.0000	107			0.205	1.16	mg/kg	SBS06	SBS06-0.5-5.0	A2	P0	COMP	0.000
106.9712	89.0			2.5	5.0	mg/kg	SBO02	A2-O2-SB15-8'-D	A2	P0		8.000
106.0000	106			0.184	1.04	mg/kg	SBP11	SBP11-0.5	A5	P0		0.500
106.0000	106	B		0.227	1.28	mg/kg	SBS06-P2	SBS06-PS2-3.0	A2	P0		3.000
106.0000	106			0.184	1.04	mg/kg	SBS12	SBS12-0.5	A5	P0		0.500
106.0000	106			0.244	1.38	mg/kg	SBT13-P2	SBT113-PS2-15.0	A5	D		15.000
105.0000	105	B		0.234	1.32	mg/kg	SBE03-P1	SBE03-PS1-15.0	A3	P0		15.000
105.0000	105	B		0.234	1.32	mg/kg	SBF06-P1	SBF06-PS1-15.0	A3	P0		15.000
105.0000	105			0.251	1.42	mg/kg	SBV11-P2	SBV11-PS2-15.0	A2	P0		15.000
104.3578	91.0			2.5	5.0	mg/kg	SBP03	A2-P3-SB45-12'-D	A2	P0		12.000
104.0000	104	B		0.223	1.26	mg/kg	SBQ04	SBQ04-4.0	A2	P0		4.000
104.0000	104			0.216	1.22	mg/kg	SBV10-T1	SBV10-T1-4.5	A2	P0		4.500
103.6145	86.0			2.5	5.0	mg/kg	SBA01	A1-A1-SB1-4'-D	A1	P0		4.000
103.0000	103	B		0.237	1.34	mg/kg	SBO11	SBO11-4.0	A5	P0		4.000
103.0000	103	B		0.188	1.06	mg/kg	SBQ06	SBQ06-0.5	A2	P0		0.500
103.0000	103	B		0.188	1.06	mg/kg	SBS08	SBS08-0.5	A2	P0		0.500
102.0000	102	B		0.223	1.26	mg/kg	SBG08	SBG08-8.0	A3	P0		8.000
102.0000	102	B		0.184	1.04	mg/kg	SBNOP	SBNOP-0.5	A5	P0	COMP	0.500
102.0000	102	B		0.227	1.28	mg/kg	SBQ05	SBQ05-15.0-17.0	A2	P0	COMP	0.000
101.1905	85.0			2.5	5.0	mg/kg	SBF03	A3-F3-SB35-3'-D-Dup	A3	D		3.000
101.0000	101			0.184	1.04	mg/kg	SBEF	SBEF-1.0	A3	P0	COMP	1.000
101.0000	101			0.184	1.04	mg/kg	SBJ05	SBJ05-0.5	A4	P0		0.500
101.0000	101	B		0.198	1.12	mg/kg	SBN04	SBN04-0.5-10.0	A2	P0	COMP	0.000
101.0000	101	B		0.227	1.28	mg/kg	SBP05	SBP05-26.0	A2	P0		26.000
101.0000	101	B		0.191	1.08	mg/kg	SBPQ	SBPQ0.5	A5	P0	COMP	0.500
101.0000	101			0.205	1.16	mg/kg	SBTUV	SBTUV-PS-5.0	A2,	P0	COMP	5.000
100.0000	100	B		0.191	1.08	mg/kg	SBRS	SBRS-0.5	A5	P0	COMP	0.500
100.0000	100	B		0.184	1.04	mg/kg	SBU11	SBU11-0.5	A2	P0		0.500
99.90000	99.9	B		0.188	1.06	mg/kg	SBQ04	SBQ04-0.5	A2	P0		0.500
99.80000	99.8	B		0.184	1.04	mg/kg	SBK09	SBK09-0.5	A4	P0		0.500
99.16490	95.0			2.5	5.0	mg/kg	SBN02	A2-N2-SB16-CM-0.5'-5'	A2	P0	COMP	0.000
99.10000	99.1	B		0.198	1.12	mg/kg	SBU12	SBU12-0.5-2.0	A2	P0	COMP	0.000
98.90000	98.9			0.202	1.14	mg/kg	SBS10	SBS10-0.5-8.0	A2	P0	COMP	0.000
98.80000	98.8	B		0.223	1.26	mg/kg	SBP10	SBP10-15.0	A4	P0		15.000
98.40000	98.4			0.202	1.14	mg/kg	SBU09-T2	SBU09-T2-0.5-10.0	A2	P0	COMP	0.000
98.10000	98.1	B		0.220	1.24	mg/kg	SBEF	SBEF-PS-5.0	A3	P0	COMP	5.000
98.10000	98.1			0.198	1.12	mg/kg	SBT10	SBT10-0.5-3.0	A2	P0	COMP	0.000
98.00000	98.0	B		0.216	1.22	mg/kg	SBM13-P1	SBM13-PS1-5.0	A3	P0		5.000
98.00000	98.0			0.198	1.12	mg/kg	SBS07	SBS07-0.5-5.0	A2	P0	COMP	0.000
97.70000	97.7	JB		0.223	1.26	mg/kg	SBO02-T2	SBO02-T2-4.5	A2	P0		4.500
97.70000	97.7	B		0.234	1.32	mg/kg	SBO12	SBO12-4.0	A5	P0		4.000
97.70000	97.7	B		0.198	1.12	mg/kg	SBT12	SBT12-0.5-5.0	A5	P0	COMP	0.000
97.70000	97.7	B		0.209	1.18	mg/kg	SBT12	SBT12-7.0	A5	P0		7.000

Notes: Results sorted by: 1) parameter; 2) highest to lowest detected concentration; VQ - ABBL validation flag; LQ - lab qualifier; "J" - the result is an estimated quantity; "D" - analysis required dilution; "B" - analyte detected in blank; composite samples are indicated by the abbreviation "COMP". *The 2006 Tetra Tech results were converted from wet weight to dry weight based on depth-discrete average moisture content measured during ABBL's 2007 investigation (see report Section 1.4.3).

Table 3B
Cover Soil Analytical Results
Detected Metal Concentrations

Cover Soil Report
Former CalCompact Landfill
Carson, California

Dry Wt. Conc.*	Reported Conc.*	VQ	LQ	MDL	PQL	Units	Boring ID	Sample ID	Landfill Cell	Primary (P0) or Dup (D)	Com-posite	Depth (ft bgs)
Zinc												
97.40000	97.4	B		0.191	1.08	mg/kg	SBL09	SBL09-0.5	A4	P0		0.500
97.30000	97.3	B		0.184	1.04	mg/kg	SBJ09	SBJ109-0.5	A3	D		0.500
96.90000	96.9	B		0.195	1.10	mg/kg	SBRS	SBRS-1.0	A5	P0	COMP	1.000
96.70000	96.7			0.184	1.04	mg/kg	SBK05	SBK05-0.5	A4	P0		0.500
96.50000	96.5			0.195	1.10	mg/kg	SBV09-T1	SBV09-T1-0.5-5.0	A2	P0	COMP	0.000
96.30000	96.3			0.184	1.04	mg/kg	SBGH	SBGH-1.0	A3	P0	COMP	1.000
96.10000	96.1			0.223	1.26	mg/kg	SBI04	SBI04-8.0	A4	P0		8.000
96.10000	96.1			0.184	1.04	mg/kg	SBL11	SBL11-0.5	A3	P0		0.500
95.90000	95.9	B		0.223	1.26	mg/kg	SBN01-T2	SBN01-T2-4.5	A2	P0		4.500
95.80000	95.8	B		0.223	1.26	mg/kg	SBP04	SBP04-14.0	A2	P0		14.000
95.80000	95.8	B		0.198	1.12	mg/kg	SBPQ	SBPQ-1.0	A5	P0	COMP	1.000
95.50000	95.5	B		0.223	1.26	mg/kg	SBR10	SBR110-9.5	A5	D		9.500
95.30000	95.3	B		0.227	1.28	mg/kg	SBH11-P1	SBH11-PS1-5.0	A3	P0		5.000
95.20000	95.2	B		0.184	1.04	mg/kg	SBJ10	SBJ110-0.5	A3	D		0.500
95.10000	95.1			0.198	1.12	mg/kg	SBT08	SBT08-0.5-5.0	A2	P0	COMP	0.000
95.00000	95.0			0.202	1.14	mg/kg	SBJ11	SBJ11-0.5-5.0	A3	P0	COMP	0.000
94.80000	94.8			0.184	1.04	mg/kg	SBK03	SBK03-0.5	A4	P0		0.500
94.80000	94.8	B		0.184	1.04	mg/kg	SBM07	SBM07-0.5	A4	P0		0.500
94.80000	94.8	B		0.191	1.08	mg/kg	SBNO	SBNO-1.0	A5	P0	COMP	1.000
94.20000	94.2	B		0.220	1.24	mg/kg	SBL07	SBL07-6.5	A4	P0		6.500
94.20000	94.2			0.216	1.22	mg/kg	SBR05	SBR05-8.0	A2	P0		8.000
94.10000	94.1	B		0.188	1.06	mg/kg	SBO12	SBO12-0.5	A5	P0		0.500
94.04760	79.0	J		2.5	5.0	mg/kg	SBI02	A2-I2-SB21-3'-D-Dup	A2	D		3.000
93.70000	93.7			0.184	1.04	mg/kg	SBT09	SBT09-0.5	A2	P0		0.500
93.50000	93.5	B		0.220	1.24	mg/kg	SBV11	SBV11-6.0	A2	P0		6.000
93.30000	93.3	B		0.202	1.14	mg/kg	SBH09	SBH09-0.5-10.0	A3	P0	COMP	0.000
93.10000	93.1			0.198	1.12	mg/kg	SBV09-T2	SBV09-T2-0.5-5.0	A2	P0	COMP	0.000
93.00000	93.0			0.198	1.12	mg/kg	SBU09-T1	SBU09-T1-0.5-3.0	A2	P0	COMP	0.000
92.90000	92.9	B		0.184	1.04	mg/kg	SBJ10	SBJ10-0.5	A3	P0		0.500
92.70000	92.7	B		0.191	1.08	mg/kg	SBNO	SBNO-0.5	A5	P0	COMP	0.500
92.30000	92.3	B		0.230	1.30	mg/kg	SBS08	SBS08-6.0	A2	P0		6.000
92.00000	92.0			0.202	1.14	mg/kg	SBU09	SBU09-0.5-10.0	A2	P0	COMP	0.000
91.90000	91.9	B		0.198	1.12	mg/kg	SBR09	SBR09-0.5-10.0	A2	P0	COMP	0.000
91.80000	91.8			0.184	1.04	mg/kg	SBGH	SBGH-0.5	A3	P0	COMP	0.500
91.70000	91.7			0.191	1.08	mg/kg	SBU10	SBU10-0.5-5.0	A2	P0	COMP	0.000
91.60000	91.6			0.223	1.26	mg/kg	SBL04	SBL04-4.0	A4	P0		4.000
91.50000	91.5	B		0.202	1.14	mg/kg	SBR07	SBR07-0.5-6.0	A2	P0	COMP	0.000
91.50000	91.5	J		0.223	1.26	mg/kg	SBS06	SBS106-10.0	A2	D		10.000
91.40000	91.4	JB		0.230	1.30	mg/kg	SBH10-P1	SBH10-PS1-5.0	A3	P0		5.000
91.30000	91.3	B		0.237	1.34	mg/kg	SBP03-T2	SBP03-T2-4.0	A2	P0		4.000
90.90000	90.9	B		0.184	1.04	mg/kg	SBJ08	SBJ08-0.5	A3	P0		0.500
90.80000	90.8			0.191	1.08	mg/kg	SBL06	SBL06-0.5-2.0	A4	P0	COMP	0.000
90.80000	90.8			0.223	1.26	mg/kg	SBU09-T1	SBU09-T1-8.5	A2	P0		8.500
90.30000	90.3			0.184	1.04	mg/kg	SBS09	SBS09-0.5	A2	P0		0.500
90.10000	90.1			0.184	1.04	mg/kg	SBL05	SBL05-0.5	A4	P0		0.500

Notes: Results sorted by: 1) parameter; 2) highest to lowest detected concentration; VQ - ABBL validation flag; LQ - lab qualifier; "J" - the result is an estimated quantity; "D" - analysis required dilution; "B" - analyte detected in blank; composite samples are indicated by the abbreviation "COMP". *The 2006 Tetra Tech results were converted from wet weight to dry weight based on depth-discrete average moisture content measured during ABBL's 2007 investigation (see report Section 1.4.3).

Table 3B
Cover Soil Analytical Results
Detected Metal Concentrations

Cover Soil Report
Former CalCompact Landfill
Carson, California

Dry Wt. Conc.*	Reported Conc.*	VQ	LQ	MDL	PQL	Units	Boring ID	Sample ID	Landfill Cell	Primary (P0) or Dup (D)	Com-posite	Depth (ft bgs)
Zinc												
89.90000	89.9			0.184	1.04	mg/kg	SBH07	SBH07-0.5	A3	P0		0.500
89.90000	89.9			0.216	1.22	mg/kg	SBS07	SBS07-10.0	A2	P0		10.000
89.88100	75.5			2.5	5.0	mg/kg	SBG02	A1-G2-SB23A-3'-D-Dup	A1	D		3.000
89.80000	89.8	B		0.202	1.14	mg/kg	SBM08	SBM08-0.5-10.0	A4	P0	COMP	0.000
89.60000	89.6	B		0.191	1.08	mg/kg	SBF05	SBF05-0.5-2.0	A3	P0	COMP	0.000
89.60000	89.6	B		0.198	1.12	mg/kg	SBR12	SBR12-0.5-15.0	A5	P0	COMP	0.000
89.50000	89.5			0.212	1.20	mg/kg	SBT07-P1	SBT07-PS1-3.0	A2	P0		3.000
89.40000	89.4	B		0.191	1.08	mg/kg	SBV11	SBV11-0.5-1.5	A2	P0	COMP	0.000
89.10000	89.1	B		0.227	1.28	mg/kg	SBQ04-T2	SBQ04-T2-4.5	A2	P0		4.500
89.00000	89.0			0.212	1.20	mg/kg	SBT07-P1	SBT107-PS1-3.0	A2	D		3.000
88.80000	88.8	B		0.212	1.20	mg/kg	SBU12	SBU12-7.0	A2	P0		7.000
88.60000	88.6			0.209	1.18	mg/kg	SBI03	SBI03-4.0	A4	P0		4.000
88.60000	88.6	B		0.191	1.08	mg/kg	SBP12	SBP12-0.5-5.0D	A5	D	COMP	0.000
88.40000	88.4			0.184	1.04	mg/kg	SBM11	SBM11-0.5	A3	P0		0.500
88.40000	88.4	B		0.202	1.14	mg/kg	SBO01-P1	SBO01-PS1-4.5	A2	P0		4.500
88.39780	80.0			2.5	5.0	mg/kg	SBH03	A3-H3-SB37-2'-D	A3	P0		2.000
88.30000	88.3	B		0.191	1.08	mg/kg	SBP12	SBP12-0.5-5.0	A5	P0	COMP	0.000
88.20000	88.2	B		0.202	1.14	mg/kg	SBQ09	SBQ09-15.0	A4	P0		15.000
88.10000	88.1	B		0.202	1.14	mg/kg	SBO06	SBO06-0.5-15.0	A2	P0	COMP	0.000
87.71080	72.8			2.5	5.0	mg/kg	SBH01	A1-H1-SB8-4'-D	A1	P0		4.000
87.68270	84.0	J		2.5	5.0	mg/kg	SBB03	A3-B3-SB31-CM-0.5'-8'	A3	P0	COMP	0.000
87.50000	87.5	B		0.191	1.08	mg/kg	SBR10	SBR10-0.5-5.0	A5	P0	COMP	0.000
87.40000	87.4	B		0.212	1.20	mg/kg	SBN04	SBN04-25.0	A2	P0		25.000
87.30000	87.3			0.184	1.04	mg/kg	SBR11	SBR11-0.5	A5	P0		0.500
87.00000	87.0	B		0.223	1.26	mg/kg	SBR05-T2	SBR105-T2-5.5	A2	D		5.500
86.90000	86.9			0.188	1.06	mg/kg	SBI06	SBI06-0.5	A4	P0		0.500
86.80000	86.8	B		0.184	1.04	mg/kg	SBH05	SBH105-0.5	A3	D		0.500
86.80000	86.8			0.181	1.02	mg/kg	SBL04	SBL04-0.5	A4	P0		0.500
86.80000	86.8	B		0.184	1.04	mg/kg	SBM09	SBM09-0.5	A4	P0		0.500
86.30000	86.3	B		0.184	1.04	mg/kg	SBI09	SBI09-0.5	A3	P0		0.500
86.30000	86.3			0.181	1.02	mg/kg	SBL12	SBL12-0.5	A3	P0		0.500
86.20000	86.2	B		0.209	1.18	mg/kg	SBQ10	SBQ10-0.5-10.0	A4	P0	COMP	0.000
85.70000	85.7	B		0.184	1.04	mg/kg	SBH05	SBH05-0.5	A3	P0		0.500
85.51070	72.0			2.5	5.0	mg/kg	SBL02	A2-L2-SB18-10'-D	A2	P0		10.000
85.50000	85.5	B		0.220	1.24	mg/kg	SBN01-2T2	SBN101-2T2-8.5	A2	D		8.500
85.50000	85.5			0.227	1.28	mg/kg	SBU09-T3	SBU09-T3-8.5	A2	P0		8.500
85.40000	85.4	B		0.184	1.04	mg/kg	SBH06	SBH06-0.5	A3	P0		0.500
85.40000	85.4			0.184	1.04	mg/kg	SBK10	SBK10-0.5	A3	P0		0.500
85.30000	85.3	B		0.212	1.20	mg/kg	SBH10	SBH10-18.5	A3	P0		18.500
85.30000	85.3	B		0.212	1.20	mg/kg	SBQ07	SBQ107-8.0	A2	D		8.000
85.30000	85.3	B		0.195	1.10	mg/kg	SBQ11	SBQ11-0.5-10.0	A5	P0	COMP	0.000
85.30000	85.3			0.188	1.06	mg/kg	SBTU	SBTU-0.5	A2	P0	COMP	0.500
85.20000	85.2	B		0.191	1.08	mg/kg	SBO08	SBO08-0.5-5.0	A4	P0	COMP	0.000
85.10000	85.1	B		0.209	1.18	mg/kg	SBN04	SBN04-15.0-20.0	A2	P0	COMP	0.000
84.90000	84.9	B		0.188	1.06	mg/kg	SBL07	SBL07-0.5-2.5	A4	P0	COMP	0.000

Notes: Results sorted by: 1) parameter; 2) highest to lowest detected concentration; VQ - ABBL validation flag; LQ - lab qualifier; "J" - the result is an estimated quantity; "D" - analysis required dilution; "B" - analyte detected in blank; composite samples are indicated by the abbreviation "COMP". *The 2006 Tetra Tech results were converted from wet weight to dry weight based on depth-discrete average moisture content measured during ABBL's 2007 investigation (see report Section 1.4.3).

Table 3B
Cover Soil Analytical Results
Detected Metal Concentrations

Cover Soil Report
Former CalCompact Landfill
Carson, California

Dry Wt. Conc.*	Reported Conc.*	VQ	LQ	MDL	PQL	Units	Boring ID	Sample ID	Landfill Cell	Primary (P0) or Dup (D)	Com-posite	Depth (ft bgs)
Zinc												
84.80000	84.8	B		0.202	1.14	mg/kg	SBH10	SBH10-0.5-15.0	A3	P0	COMP	0.000
84.80000	84.8	B		0.230	1.30	mg/kg	SBQ11	SBQ11-15.0	A5	P0		15.000
84.70000	84.7			0.202	1.14	mg/kg	SBJ03	SBJ03-6.5	A4	P0		6.500
84.70000	84.7			0.198	1.12	mg/kg	SBL05	SBL05-4.0	A4	P0		4.000
84.50000	84.5			0.184	1.04	mg/kg	SBK04	SBK04-0.5	A4	P0		0.500
84.00000	84.0	B		0.198	1.12	mg/kg	SBP07	SBP07-0.5-10.0	A2	P0	COMP	0.000
84.00000	84.0	B		0.205	1.16	mg/kg	SBU08-T2	SBU08-T2-7.5	A2	P0		7.500
83.60000	83.6			0.184	1.04	mg/kg	SBK06	SBK06-0.5	A4	P0		0.500
83.50000	83.5			0.212	1.20	mg/kg	SBV09-T2	SBV09-T2-9.0	A2	P0		9.000
83.40000	83.4			0.205	1.16	mg/kg	SBN05	SBN05-15.0-20.0	A2	P0	COMP	0.000
83.20000	83.2	B		0.212	1.20	mg/kg	SBF05	SBF05-6.5	A3	P0		6.500
83.10000	83.1	B		0.181	1.02	mg/kg	SBI08	SBI08-0.5	A3	P0		0.500
83.10000	83.1	B		0.205	1.16	mg/kg	SBN01	SBN01-2T1-2T2	A2	P0	COMP	0.000
83.10000	83.1	B		0.223	1.26	mg/kg	SBR07	SBR07-8.0	A2	P0		8.000
83.00000	83.0			0.184	1.04	mg/kg	SBK12	SBK12-7.0	A3	P0		7.000
82.98540	79.5			2.5	5.0	mg/kg	SBA02	A1-A2-SB29-CM-0.5'-5'	A1	P0	COMP	0.000
82.90000	82.9	B		0.212	1.20	mg/kg	SBN09	SBN09-13.5	A4	P0		13.500
82.80000	82.8	B		0.212	1.20	mg/kg	SBN08	SBN08-18.5	A4	P0		18.500
82.80000	82.8			0.195	1.10	mg/kg	SBN10	SBN10-0.5-5.0	A4	P0	COMP	0.000
82.50000	82.5	B		0.184	1.04	mg/kg	SBM06	SBM06-0.5	A4	P0		0.500
82.40000	82.4	B		0.220	1.24	mg/kg	SBG10-P1	SBG10-PS1-4.5	A3	P0		4.500
82.30000	82.3	B		0.205	1.16	mg/kg	SBO07	SBO07-0.5-15.0	A4	P0	COMP	0.000
82.30000	82.3	B		0.212	1.20	mg/kg	SBO10	SBO10-13.0	A4	P0		13.000
82.30000	82.3	B		0.191	1.08	mg/kg	SBQ08	SBQ08-0.5-5.0	A2	P0	COMP	0.000
82.30000	82.3	B		0.227	1.28	mg/kg	SBR10	SBR10-9.5	A5	P0		9.500
82.20000	82.2	B		0.184	1.04	mg/kg	SBH06	SBH106-0.5	A3	D		0.500
82.20000	82.2	B		0.191	1.08	mg/kg	SBQ12	SBQ12-0.5-10	A5	P0	COMP	0.000
82.10000	82.1			0.184	1.04	mg/kg	SBI10	SBI10-0.5	A3	P0		0.500
82.00000	82.0	B		0.184	1.04	mg/kg	SBM05	SBM05-0.5	A4	P0		0.500
81.90000	81.9	B		0.195	1.10	mg/kg	SBR08	SBR08-0.5-5.0	A2	P0	COMP	0.000
81.80000	81.8			0.184	1.04	mg/kg	SBL10	SBL10-0.5	A4	P0		0.500
81.70000	81.7			0.202	1.14	mg/kg	SBL06	SBL06-4.5	A4	P0		4.500
81.70000	81.7			0.216	1.22	mg/kg	SBT11	SBT11-9.0	A2	P0		9.000
81.60000	81.6	JB		0.212	1.20	mg/kg	SBF06	SBF06-8.0	A3	P0		8.000
81.40000	81.4			0.237	1.34	mg/kg	SBF07-P1	SBF07-PS1-15.0	A3	P0		15.000
81.30000	81.3			0.223	1.26	mg/kg	SBT08-P1	SBT08-PS1-3.0	A2	P0		3.000
81.20000	81.2			0.184	1.04	mg/kg	SBI07	SBI07-0.5	A3	P0		0.500
81.20000	81.2			0.184	1.04	mg/kg	SBV10-T1	SBV10-T1-0.5	A2	P0		0.500
81.00000	81.0	B		0.234	1.32	mg/kg	SBFG	SBFG-PS-5.0	A3	P0	COMP	5.000
80.80000	80.8	B		0.184	1.04	mg/kg	SBG06	SBG106-0.5	A3	D		0.500
80.80000	80.8	B		0.195	1.10	mg/kg	SBR09	SBR09-0.5-10.0D	A2	D	COMP	0.000
80.70000	80.7	JB		0.202	1.14	mg/kg	SBO06	SBO06-20.0	A2	P0		20.000
80.60000	80.6	B		0.202	1.14	mg/kg	SBE04-P1	SBE04-PS1-3.0	A3	P0		3.000
80.50000	80.5			0.184	1.04	mg/kg	SBM12	SBM12-0.5	A3	P0		0.500
80.40000	80.4	B		0.223	1.26	mg/kg	SBN07	SBN07-14.5	A4	P0		14.500

Notes: Results sorted by: 1) parameter; 2) highest to lowest detected concentration; VQ - ABBL validation flag; LQ - lab qualifier; "J" - the result is an estimated quantity; "D" - analysis required dilution; "B" - analyte detected in blank; composite samples are indicated by the abbreviation "COMP". *The 2006 Tetra Tech results were converted from wet weight to dry weight based on depth-discrete average moisture content measured during ABBL's 2007 investigation (see report Section 1.4.3).

Table 3B
Cover Soil Analytical Results
Detected Metal Concentrations

Cover Soil Report
Former CalCompact Landfill
Carson, California

Dry Wt. Conc.*	Reported Conc.*	VQ	LQ	MDL	PQL	Units	Boring ID	Sample ID	Landfill Cell	Primary (P0) or Dup (D)	Com-posite	Depth (ft bgs)
Zinc												
80.40000	80.4	J		0.212	1.20	mg/kg	SBU09-P1	SBU109-PS1-4.0	A2	D		4.000
80.11050	72.5			2.5	5.0	mg/kg	SBA03	A3-A3-SB30-2'-D	A3	P0		2.000
80.02340	68.5			2.5	5.0	mg/kg	SBL02	A2-L2-SB18-5'-D-Dup	A2	D		5.000
80.00000	80.0	B		0.230	1.30	mg/kg	SBP02-P1	SBP02-PS1-4.0	A2	P0		4.000
80.00000	80.0	J		0.205	1.16	mg/kg	SBV09-T1	SBV09-T1-9.0	A2	P0		9.000
79.90000	79.9			0.184	1.04	mg/kg	SBK11	SBK11-0.5	A3	P0		0.500
79.80000	79.8	B		0.195	1.10	mg/kg	SBN06	SBN06-0.5-5.0	A4	P0	COMP	0.000
79.80000	79.8	B		0.202	1.14	mg/kg	SBQ09	SBQ09-0.5-10.0	A4	P0	COMP	0.000
79.76190	67.0			2.5	5.0	mg/kg	SBG03	A3-G3-SB36-3'-D-Dup	A3	D		3.000
79.60000	79.6			0.202	1.14	mg/kg	SBO05	SBO05-0.5-15.0	A2	P0	COMP	0.000
79.40000	79.4	J		0.230	1.30	mg/kg	SBJ12	SBJ12-10.0	A3	P0		10.000
79.30000	79.3			0.202	1.14	mg/kg	SBK03	SBK03-4.0	A4	P0		4.000
79.30000	79.3	B		0.202	1.14	mg/kg	SBN07	SBN07-0.5-10.0	A4	P0	COMP	0.000
78.90000	78.9	B		0.202	1.14	mg/kg	SBP07	SBP07-15.0-20.0	A2	P0	COMP	0.000
78.70000	78.7	B		0.198	1.12	mg/kg	SBM04	SBM04-0.5-10.0	A2	P0	COMP	0.000
78.50000	78.5	B		0.202	1.14	mg/kg	SBP08	SBP08-24.5	A4	P0		24.500
78.50000	78.5			0.188	1.06	mg/kg	SBS11	SBS11-0.5	A5	P0		0.500
78.50000	78.5			0.216	1.22	mg/kg	SBV10-P1	SBV10-PS1-5.0	A2	P0		5.000
78.40000	78.4			0.198	1.12	mg/kg	SBJ04	SBJ04-7.0	A4	P0		7.000
78.30000	78.3	B		0.202	1.14	mg/kg	SBQ10	SBQ10-12.5	A4	P0		12.500
78.10000	78.1	B		0.205	1.16	mg/kg	SBQ13-P1	SBQ13-PS1-7.5	A5	P0		7.500
78.00000	78.0	B		0.184	1.04	mg/kg	SBI09	SBI109-0.5	A3	D		0.500
77.80000	77.8			0.198	1.12	mg/kg	SBN13-P1	SBN13-PS1-4.5	A5	P0		4.500
77.76620	74.5			2.5	5.0	mg/kg	SBO02	A2-O2-SB15-CM-0.5'-5'	A2	P0	COMP	0.000
77.50000	77.5	B		0.198	1.12	mg/kg	SBP10	SBP10-0.5-10.0	A4	P0	COMP	0.000
77.40830	67.5			2.5	5.0	mg/kg	SBH02	A1-H2-SB22-12'-D	A1	P0		12.000
77.40000	77.4			0.198	1.12	mg/kg	SBI12	SBI112-5.0	A3	D		5.000
77.20000	77.2	B		0.205	1.16	mg/kg	SBP09	SBP09-15.0-20.0	A4	P0	COMP	0.000
77.20000	77.2	B		0.212	1.20	mg/kg	SBQRST	SBQRST-PS-5.0	A5	P0	COMP	5.000
77.10000	77.1	B		0.202	1.14	mg/kg	SBM13-P2	SBM13-PS2-7.5	A5	P0		7.500
77.00000	77.0			0.212	1.20	mg/kg	SBP09	SBP09-20.0	A4	P0		20.000
76.90000	76.9	B		0.223	1.26	mg/kg	SBP06	SBP06-24.0	A2	P0		24.000
76.83070	64.0			2.5	5.0	mg/kg	SBJ02	A2-J2-SB20-9'-D	A2	P0		9.000
76.80000	76.8	B		0.202	1.14	mg/kg	SBP07	SBP07-15.0-20.0D	A2	D	COMP	0.000
76.70000	76.7	B		0.209	1.18	mg/kg	SBO10	SBO10-0.5-10.0	A4	P0	COMP	0.000
76.60000	76.6	B		0.195	1.10	mg/kg	SBP03-T2	SBP103-T2-4.0	A2	D		4.000
76.60000	76.6	B		0.205	1.16	mg/kg	SBQ08	SBQ08-9.0	A2	P0		9.000
76.50000	76.5			0.195	1.10	mg/kg	SBN05	SBN05-0.5-10.0	A2	P0	COMP	0.000
76.30000	76.3	B		0.212	1.20	mg/kg	SBV12	SBV12-6.0	A2	P0		6.000
76.20000	76.2	B		0.202	1.14	mg/kg	SBP07	SBP07-25.0	A2	P0		25.000
76.18510	67.5			2.5	5.0	mg/kg	SBK02	A2-K2-SB19-7'-D	A2	P0		7.000
76.10000	76.1			0.205	1.16	mg/kg	SBT09	SBT09-4.0	A2	P0		4.000
75.70000	75.7			0.184	1.04	mg/kg	SBI05	SBI05-0.5	A4	P0		0.500
75.59520	63.5			2.5	5.0	mg/kg	SBF03	A3-F3-SB35-3'-D	A3	P0		3.000
75.50000	75.5	B		0.209	1.18	mg/kg	SBM05	SBM05-5.0	A4	P0		5.000

Notes: Results sorted by: 1) parameter; 2) highest to lowest detected concentration; VQ - ABBL validation flag; LQ - lab qualifier; "J" - the result is an estimated quantity; "D" - analysis required dilution; "B" - analyte detected in blank; composite samples are indicated by the abbreviation "COMP". *The 2006 Tetra Tech results were converted from wet weight to dry weight based on depth-discrete average moisture content measured during ABBL's 2007 investigation (see report Section 1.4.3).

Table 3B
Cover Soil Analytical Results
Detected Metal Concentrations

Cover Soil Report
Former CalCompact Landfill
Carson, California

Dry Wt. Conc.*	Reported Conc.*	VQ	LQ	MDL	PQL	Units	Boring ID	Sample ID	Landfill Cell	Primary (P0) or Dup (D)	Com-posite	Depth (ft bgs)
Zinc												
75.50000	75.5	B		0.202	1.14	mg/kg	SBP04	SBP04-0.5-10.0	A2	P0	COMP	0.000
75.40000	75.4			0.191	1.08	mg/kg	SBK12	SBK12-0.5-2.0	A3	P0	COMP	0.000
75.30000	75.3	B		0.198	1.12	mg/kg	SBF06	SBF06-0.5-4.0	A3	P0	COMP	0.000
75.30000	75.3	B		0.202	1.14	mg/kg	SBP09	SBP09-0.5-10.0	A4	P0	COMP	0.000
75.30000	75.3	B		0.195	1.10	mg/kg	SBQ07	SBQ07-0.5-5.0	A2	P0	COMP	0.000
75.20000	75.2	B		0.216	1.22	mg/kg	SBO07	SBO07-19.5	A4	P0		19.500
75.20000	75.2			0.191	1.08	mg/kg	SBT11	SBT11-0.5-5.0	A2	P0	COMP	0.000
75.10000	75.1	B		0.223	1.26	mg/kg	SBF05-P2	SBF05-PS2-15.0	A3	P0		15.000
75.10000	75.1	B		0.202	1.14	mg/kg	SBQ12	SBQ112-15.0	A5	D		15.000
75.00000	75.0	B		0.209	1.18	mg/kg	SBR08	SBR08-9.0	A2	P0		9.000
74.90000	74.9			0.202	1.14	mg/kg	SBO05	SBO05-20.0	A2	P0		20.000
74.63470	71.5			2.5	5.0	mg/kg	SBD01	A1-D1-SB4-0.5'-D	A1	P0		0.500
74.63470	71.5			2.5	5.0	mg/kg	SBP03	A2-P3-SB45-CM-0.5'-10'	A2	P0	COMP	0.000
74.40000	74.4	B		0.188	1.06	mg/kg	SBG05	SBG105-0.5	A3	D		0.500
74.20000	74.2	B		0.184	1.04	mg/kg	SBH08	SBH08-0.5	A3	P0		0.500
74.20000	74.2			0.212	1.20	mg/kg	SBM08	SBM08-10.0	A4	P0		10.000
74.10000	74.1	B		0.184	1.04	mg/kg	SBK08	SBK08-0.5	A4	P0		0.500
74.10000	74.1	B		0.223	1.26	mg/kg	SBS06-T2	SBS06-T2-7.5	A2	P0		7.500
73.80950	62.0			2.5	5.0	mg/kg	SBG02	A1-G2-SB23A-3'-D	A1	P0		3.000
73.70000	73.7	B		0.198	1.12	mg/kg	SBP08	SBP08-0.5-10.0	A4	P0	COMP	0.000
73.60000	73.6	B		0.212	1.20	mg/kg	SBQ05	SBQ05-21.5	A2	P0		21.500
73.50000	73.5			0.205	1.16	mg/kg	SBN08	SBN08-14.0	A4	P0		14.000
73.40000	73.4	B		0.209	1.18	mg/kg	SBKLM2	SBKLM-PS-5.0	A3,	P0	COMP	5.000
73.20000	73.2	B		0.251	1.42	mg/kg	SBF05-P2	SBF105-PS2-15.0	A3	D		15.000
73.20000	73.2	B		0.198	1.12	mg/kg	SBN08	SBN08-0.5-14.0	A4	P0	COMP	0.000
73.20000	73.2	B		0.191	1.08	mg/kg	SBR13-P1	SBR13-PS1-11.5	A5	P0		11.500
73.10000	73.1	B		0.184	1.04	mg/kg	SBI08	SBI108-0.5	A3	D		0.500
72.96450	69.9			2.5	5.0	mg/kg	SBG01	A1-G1-SB7-0.5'-D	A1	P0		0.500
72.90000	72.9	B		0.202	1.14	mg/kg	SBM08	SBM08-14.5	A4	P0		14.500
72.90000	72.9			0.220	1.24	mg/kg	SBS10	SBS10-13.0	A2	P0		13.000
72.90000	72.9	B		0.241	1.36	mg/kg	SBT13-P1	SBT13-PS1-15	A5	P0		15.000
72.79910	64.5			2.5	5.0	mg/kg	SBM01	A2-M1-SB13-7'-D	A2	P0		7.000
72.70000	72.7	B		0.198	1.12	mg/kg	SBJ13-P1	SBJ13-PS1-2.5	A3	P0		2.500
72.54700	69.5			2.5	5.0	mg/kg	SBC03	A3-C3-SB32-CM-0.5'-5'	A3	P0	COMP	0.000
72.54700	69.5	J		2.5	5.0	mg/kg	SBL02	A2-L2-SB18-CM-0.5'-5'-Dup	A2	D	COMP	0.000
72.50000	72.5			0.202	1.14	mg/kg	SBL12	SBL12-5.0	A3	P0		5.000
72.44660	61.0			2.5	5.0	mg/kg	SBM03	A2-M3-SB42-10'-D-Dup	A2	D		10.000
72.40000	72.4	B		0.195	1.10	mg/kg	SBO04	SBO04-0.5-5.0	A2	P0	COMP	0.000
72.40000	72.4	B		0.205	1.16	mg/kg	SBP08	SBP08-15.0-20.0	A4	P0	COMP	0.000
72.20000	72.2	B		0.202	1.14	mg/kg	SBG09	SBG09-0.5-15.0	A3	P0	COMP	0.000
72.02380	60.5			2.5	5.0	mg/kg	SBI01	A2-I1-SB9-3'-D	A2	P0		3.000
71.90000	71.9	B		0.223	1.26	mg/kg	SBT07-T2	SBT07-T2-8.0	A2	P0		8.000
71.82320	65.0			2.5	5.0	mg/kg	SBD01	A1-D1-SB4-2'-D	A1	P0		2.000
71.80000	71.8			0.184	1.04	mg/kg	SBI12	SBI12-0.5	A3	P0		0.500
71.70000	71.7			0.223	1.26	mg/kg	SBS09	SBS09-3.5	A2	P0		3.500

Notes: Results sorted by: 1) parameter; 2) highest to lowest detected concentration; VQ - ABBL validation flag; LQ - lab qualifier; "J" - the result is an estimated quantity; "D" - analysis required dilution; "B" - analyte detected in blank; composite samples are indicated by the abbreviation "COMP". *The 2006 Tetra Tech results were converted from wet weight to dry weight based on depth-discrete average moisture content measured during ABBL's 2007 investigation (see report Section 1.4.3).

Table 3B
Cover Soil Analytical Results
Detected Metal Concentrations

Cover Soil Report
Former CalCompact Landfill
Carson, California

Dry Wt. Conc.*	Reported Conc.*	VQ	LQ	MDL	PQL	Units	Boring ID	Sample ID	Landfill Cell	Primary (P0) or Dup (D)	Com-posite	Depth (ft bgs)
Zinc												
71.42860	60.0			2.5	5.0	mg/kg	SBF04	A3-F4-SB55-3'-D	A3	P0		3.000
71.40000	71.4			0.209	1.18	mg/kg	SBN05	SBN05-25.0	A2	P0		25.000
71.30000	71.3	B		0.184	1.04	mg/kg	SBG05	SBG05-0.5	A3	P0		0.500
71.14010	59.9			2.5	5.0	mg/kg	SBL02	A2-L2-SB18-10'-D-Dup	A2	D		10.000
71.10000	71.1	B		0.205	1.16	mg/kg	SBH10	SBH10-5.0	A3	P0		5.000
71.10000	71.1	B		0.181	1.02	mg/kg	SBO11	SBO11-0.5	A5	P0		0.500
70.98120	68.0			2.5	5.0	mg/kg	SBB02	A1-B2-SB28-CM-0.5'-5'	A1	P0	COMP	0.000
70.98120	68.0			2.5	5.0	mg/kg	SBK02	A2-K2-SB19-CM-0.5'-5'	A2	P0	COMP	0.000
70.80000	70.8			0.205	1.16	mg/kg	SBS11	SBS11-5.0	A5	P0		5.000
70.45930	67.5			2.5	5.0	mg/kg	SBF01	A1-F1-SB6-0.5'-D	A1	P0		0.500
70.20000	70.2	B		0.195	1.10	mg/kg	SBS13-P1	SBS13-PS1-4.0	A5	P0		4.000
69.93740	67.0			2.5	5.0	mg/kg	SBH01	A1-H1-SB8-0.5'-D	A1	P0		0.500
69.90000	69.9	B		0.195	1.10	mg/kg	SBM04	SBM04-15.0	A2	P0		15.000
69.80000	69.8	B		0.244	1.38	mg/kg	SBH10-P1	SBH10-PS1-15.0	A3	P0		15.000
69.80000	69.8	JB		0.212	1.20	mg/kg	SBN01	SBN01-2T2-8.5	A2	P0		8.500
69.71150	58.0			2.5	5.0	mg/kg	SBL03	A2-L3-SB41-8'-D	A2	P0		8.000
69.71150	58.0			2.5	5.0	mg/kg	SBN02	A2-N2-SB16-8'-D	A2	P0		8.000
69.60000	69.6			0.209	1.18	mg/kg	SBI10	SBI10-5.0	A3	P0		5.000
69.20000	69.2	B		0.195	1.10	mg/kg	SBP05	SBP05-0.5-10.0	A2	P0	COMP	0.000
69.10000	69.1	B		0.209	1.18	mg/kg	SBP06	SBP06-15.0-20.0	A2	P0	COMP	0.000
68.70000	68.7	B		0.191	1.08	mg/kg	SBV12	SBV12-0.5-1.5	A2	P0	COMP	0.000
68.60000	68.6			0.223	1.26	mg/kg	SBV09-T3	SBV09-T3-8.0	A2	P0		8.000
68.50000	68.5	B		0.184	1.04	mg/kg	SBG06	SBG06-0.5	A3	P0		0.500
68.50000	68.5	B		0.212	1.20	mg/kg	SBG09	SBG09-18.0	A3	P0		18.000
68.50000	68.5			0.212	1.20	mg/kg	SBU09-T2	SBU09-T2-15.0	A2	P0		15.000
68.37160	65.5			2.5	5.0	mg/kg	SBH04	A3-H4-SB55-0.5'-D	A3	P0		0.500
68.20000	68.2			0.216	1.22	mg/kg	SBI11	SBI11-10.0	A3	P0		10.000
68.00000	68.0	B		0.202	1.14	mg/kg	SBN06	SBN06-8.0	A4	P0		8.000
67.90000	67.9	B		0.198	1.12	mg/kg	SBG10-P1	SBG110-PS1-4.5	A3	D		4.500
67.80000	67.8	B		0.220	1.24	mg/kg	SBM07	SBM07-5.0	A4	P0		5.000
67.69600	57.0			2.5	5.0	mg/kg	SBN03	A2-N3-SB43-10'-D	A2	P0		10.000
67.40330	61.0			2.5	5.0	mg/kg	SBE01	A1-E1-SB5-2'-D	A1	P0		2.000
67.32780	64.5			2.5	5.0	mg/kg	SBD02	A1-D2-SB26-CM-0.5'-5'	A1	P0	COMP	0.000
67.22690	56.0			2.5	5.0	mg/kg	SBO03	A2-O3-SB44-9'-D	A2	P0		9.000
67.20000	67.2	B		0.205	1.16	mg/kg	SBP10	SBP110-15.0	A4	D		15.000
67.10000	67.1	B		0.202	1.14	mg/kg	SBR12	SBR12-17.0	A5	P0		17.000
67.00000	67.0	B		0.212	1.20	mg/kg	SBJ13-P2	SBJ13-PS2-8.5	A3	P0		8.500
66.80000	66.8	B		0.184	1.04	mg/kg	SBL08	SBL08-0.5	A4	P0		0.500
66.80000	66.8			0.198	1.12	mg/kg	SBP13-P1	SBP13-PS1-3.0	A5	P0		3.000
66.50000	66.5	B		0.188	1.06	mg/kg	SBP06	SBP06-0.5-10.0	A2	P0	COMP	0.000
66.28390	63.5			2.5	5.0	mg/kg	SBA01	A1-A1-SB1-0.5'-D	A1	P0		0.500
66.28390	63.5			2.5	5.0	mg/kg	SBJ02	A2-J2-SB20-CM-0.5'-5'	A2	P0	COMP	0.000
66.20000	66.2			0.195	1.10	mg/kg	SBI11	SBI11-0.5-5.0	A3	P0	COMP	0.000
66.20000	66.2	B		0.209	1.18	mg/kg	SBQ07	SBQ07-8.0	A2	P0		8.000
66.20000	66.2	B		0.212	1.20	mg/kg	SBR05-T2	SBR05-T2-5.5	A2	P0		5.500

Notes: Results sorted by: 1) parameter; 2) highest to lowest detected concentration; VQ - ABBL validation flag; LQ - lab qualifier; "J" - the result is an estimated quantity; "D" - analysis required dilution; "B" - analyte detected in blank; composite samples are indicated by the abbreviation "COMP". *The 2006 Tetra Tech results were converted from wet weight to dry weight based on depth-discrete average moisture content measured during ABBL's 2007 investigation (see report Section 1.4.3).

Table 3B
Cover Soil Analytical Results
Detected Metal Concentrations

Cover Soil Report
Former CalCompact Landfill
Carson, California

Dry Wt. Conc.*	Reported Conc.*	VQ	LQ	MDL	PQL	Units	Boring ID	Sample ID	Landfill Cell	Primary (P0) or Dup (D)	Com-posite	Depth (ft bgs)
Zinc												
66.20000	66.2			0.202	1.14	mg/kg	SBT08	SBT08-9.0	A2	P0		9.000
65.76200	63.0			2.5	5.0	mg/kg	SBA03	A3-A3-SB30-0.5'-D	A3	P0		0.500
65.76200	63.0			2.5	5.0	mg/kg	SBG02	A1-G2-SB23A-0.5'-D-Dup	A1	D		0.500
65.50480	54.5			2.5	5.0	mg/kg	SBB02	A1-B2-SB28-8'-D	A1	P0		8.000
65.50000	65.5			0.202	1.14	mg/kg	SBJ12	SBJ12-0.5-5.0	A3	P0	COMP	0.000
65.30000	65.3			0.188	1.06	mg/kg	SBJ07	SBJ07-0.5	A4	P0		0.500
65.24010	62.5			2.5	5.0	mg/kg	SBL03	A2-L3-SB41-CM-0.5'-5'	A2	P0	COMP	0.000
65.10000	65.1	B		0.202	1.14	mg/kg	SBG09	SBG09-5.0	A3	P0		5.000
64.71820	62.0			2.5	5.0	mg/kg	SBF04	A3-F4-SB55-0.5'-D	A3	P0		0.500
64.71820	62.0			2.5	5.0	mg/kg	SBI02	A2-I2-SB21-0.5'-D-Dup	A2	D		0.500
64.40000	64.4	B		0.198	1.12	mg/kg	SBQ12	SBQ12-15.0	A5	P0		15.000
64.13300	54.0			2.5	5.0	mg/kg	SBM03	A2-M3-SB42-10'-D	A2	P0		10.000
63.70190	53.0			2.5	5.0	mg/kg	SBG04	A3-G4-SB56-8'-D	A3	P0		8.000
63.67430	61.0			2.5	5.0	mg/kg	SBE02	A1-E2-SB25-0.5'-D	A1	P0		0.500
63.60000	63.6			0.202	1.14	mg/kg	SBI12	SBI12-5.0	A3	P0		5.000
63.60000	63.6	B		0.205	1.16	mg/kg	SBN01-T1	SBN01-T1-T2D	A2	D	COMP	0.000
63.15240	60.5			2.5	5.0	mg/kg	SBG02	A1-G2-SB23A-0.5'-D	A1	P0		0.500
62.63050	60.0			2.5	5.0	mg/kg	SBM03	A2-M3-SB42-CM-0.5'-5'-Dup	A2	D	COMP	0.000
62.50000	54.5			2.5	5.0	mg/kg	SBD03	A3-D3-SB33-12'-D	A3	P0		12.000
62.42170	59.8			2.5	5.0	mg/kg	SBE03	A3-E3-SB34-CM-0.5'-5'	A3	P0	COMP	0.000
62.30000	62.3	J		0.184	1.04	mg/kg	SBM10	SBM10-0.5	A4	P0		0.500
62.10860	59.5			2.5	5.0	mg/kg	SBM02	A2-M2-SB17-CM-0.5'-5'	A2	P0	COMP	0.000
62.10000	62.1			0.184	1.04	mg/kg	SBI04	SBI04-0.5-3.0	A4	P0	COMP	0.000
61.82470	51.5			2.5	5.0	mg/kg	SBJ01	A2-J1-SB10-9'-D	A2	P0		9.000
61.58660	59.0			2.5	5.0	mg/kg	SBF03	A3-F3-SB35-0.5'-D-Dup	A3	D		0.500
61.51240	54.5			2.5	5.0	mg/kg	SBD02	A1-D2-SB26-7'-D	A1	P0		7.000
61.40000	61.4	B		0.230	1.30	mg/kg	SBO09	SBO09-25.0	A4	P0		25.000
61.32600	55.5			2.5	5.0	mg/kg	SBF01	A1-F1-SB6-2'-D	A1	P0		2.000
61.20000	61.2	B		0.191	1.08	mg/kg	SBQ05	SBQ05-0.5-10.0	A2	P0	COMP	0.000
60.84340	50.5			2.5	5.0	mg/kg	SBB03	A3-B3-SB31-13'-D	A3	P0		13.000
60.54280	58.0			2.5	5.0	mg/kg	SBC01	A1-C1-SB3-0.5'-D	A1	P0		0.500
60.54280	58.0			2.5	5.0	mg/kg	SBH02	A1-H2-SB22-CM-0.5'-10'	A1	P0	COMP	0.000
60.40000	60.4			0.220	1.24	mg/kg	SBF08-P1	SBF08-PS1-6.5	A3	P0		6.500
60.09620	50.0			2.5	5.0	mg/kg	SBA02	A1-A2-SB29-8'-D	A1	P0		8.000
60.02090	57.5			2.5	5.0	mg/kg	SBI02	A2-I2-SB21-0.5'-D	A2	P0		0.500
60.00000	60.0	B		0.209	1.18	mg/kg	SBN01-T1	SBN01-T1-T2	A2	P0	COMP	0.000
59.90000	59.9			0.191	1.08	mg/kg	SBP11	SBP11-5.0	A5	P0		5.000
59.57940	51.0			2.5	5.0	mg/kg	SBE02	A1-E2-SB25-5'-D	A1	P0		5.000
59.49900	57.0			2.5	5.0	mg/kg	SBG03	A3-G3-SB36-0.5'-D-Dup	A3	D		0.500
59.49900	57.0			2.5	5.0	mg/kg	SBG04	A3-G4-SB56-CM-0.5'-3'	A3	P0	COMP	0.000
59.49900	57.0			2.5	5.0	mg/kg	SBK02	A2-K2-SB19-CM-0.5'-5'-Dup	A2	D	COMP	0.000
59.25510	52.5			2.5	5.0	mg/kg	SBK02	A2-K2-SB19-7'-D-Dup	A2	D		7.000
59.25510	52.5			2.5	5.0	mg/kg	SBL01	A2-L1-SB12-7'-D	A2	P0		7.000
58.80000	58.8			0.181	1.02	mg/kg	SBV10-T2	SBV10-T2-0.5	A2	P0		0.500
58.70000	58.7			0.198	1.12	mg/kg	SBO13-P1	SBO13-PS1-3.0	A5	P0		3.000

Notes: Results sorted by: 1) parameter; 2) highest to lowest detected concentration; VQ - ABBL validation flag; LQ - lab qualifier; "J" - the result is an estimated quantity; "D" - analysis required dilution; "B" - analyte detected in blank; composite samples are indicated by the abbreviation "COMP". *The 2006 Tetra Tech results were converted from wet weight to dry weight based on depth-discrete average moisture content measured during ABBL's 2007 investigation (see report Section 1.4.3).

Table 3B
Cover Soil Analytical Results
Detected Metal Concentrations

Cover Soil Report
Former CalCompact Landfill
Carson, California

Dry Wt. Conc.*	Reported Conc.*	VQ	LQ	MDL	PQL	Units	Boring ID	Sample ID	Landfill Cell	Primary (P0) or Dup (D)	Com-posite	Depth (ft bgs)
Zinc												
58.69070	52.0			2.5	5.0	mg/kg	SBK01	A2-K1-SB11-7'-D	A2	P0		7.000
58.45510	56.0			2.5	5.0	mg/kg	SBC02	A1-C2-SB27-CM-0.5'-5'	A1	P0	COMP	0.000
58.45510	56.0			2.5	5.0	mg/kg	SBJ01	A3-J1-SB10-CM-0.5'-4'	A3	P0	COMP	0.000
58.45240	49.1			2.5	5.0	mg/kg	SBF02	A1-F2-SB24-3'-D	A1	P0		3.000
58.12640	51.5			2.5	5.0	mg/kg	SBC02	A1-C2-SB27-7'-D	A1	P0		7.000
57.93320	55.5	J		2.5	5.0	mg/kg	SBB03	A3-B3-SB31-CM-0.5'-8'-Dup	A3	D	COMP	0.000
57.91280	50.5			2.5	5.0	mg/kg	SBC03	A3-C3-SB32-12'-D	A3	P0		12.000
57.80000	57.8			0.212	1.20	mg/kg	SBS12	SBS12-5.0	A5	P0		5.000
57.47660	49.2			2.5	5.0	mg/kg	SBE02	A1-E2-SB25-5'-D-Dup	A1	D		5.000
57.41130	55.0			2.5	5.0	mg/kg	SBE02	A1-E2-SB25-0.5'-D-Dup	A1	D		0.500
57.41130	55.0			2.5	5.0	mg/kg	SBK01	A2-K1-SB11-CM-0.5'-5'	A2	P0	COMP	0.000
57.20250	54.8			2.5	5.0	mg/kg	SBN01	A2-N1-SB14-CM-0.5'-5'	A2	P0	COMP	0.000
56.88940	54.5			2.5	5.0	mg/kg	SBM01	A2-M1-SB13-CM-0.5'-5'	A2	P0	COMP	0.000
56.20000	56.2			0.212	1.20	mg/kg	SBU10	SBU10-8.0	A2	P0		8.000
55.84550	53.5			2.5	5.0	mg/kg	SBE01	A1-E1-SB5-0.5'-D	A1	P0		0.500
55.84550	53.5			2.5	5.0	mg/kg	SBH03	A3-H3-SB37-0.5'-D	A3	P0		0.500
55.20000	55.2	B		0.198	1.12	mg/kg	SBP05	SBP05-15.0-20.0	A2	P0	COMP	0.000
55.00000	46.2			2.5	5.0	mg/kg	SBG03	A3-G3-SB36-3'-D	A3	P0		3.000
54.90000	54.9	B		0.188	1.06	mg/kg	SBG08	SBG08-0.5-3.0	A3	P0	COMP	0.000
54.80660	49.6			2.5	5.0	mg/kg	SBB01	A1-B1-SB2-2'-D	A1	P0		2.000
54.80170	52.5			2.5	5.0	mg/kg	SBF03	A3-F3-SB35-0.5'-D	A3	P0		0.500
54.80170	52.5			2.5	5.0	mg/kg	SBG03	A3-G3-SB36-0.5'-D	A3	P0		0.500
54.20000	54.2			0.198	1.12	mg/kg	SBG08-P1	SBG08-PS1-5.0	A3	P0		5.000
53.69050	45.1	J		2.5	5.0	mg/kg	SBI02	A2-I2-SB21-3'-D	A2	P0		3.000
53.60000	53.6	B		0.212	1.20	mg/kg	SBO04	SBO04-9.5	A2	P0		9.500
51.20000	51.2	B		0.198	1.12	mg/kg	SBL13-P1	SBL13-PS1-9.5	A3	P0		9.500
51.04380	48.9			2.5	5.0	mg/kg	SBM03	A2-M3-SB42-CM-0.5'-5'	A2	P0	COMP	0.000
50.90000	50.9			0.184	1.04	mg/kg	SBV09-T3	SBV09-T3-0.5-3.0	A2	P0	COMP	0.000
50.00000	47.9			2.5	5.0	mg/kg	SBN03	A2-N3-SB43-CM-0.5'-5'	A2	P0	COMP	0.000
49.70000	49.7			0.184	1.04	mg/kg	SBJ11	SBJ11-10.0	A3	P0		10.000
49.40000	49.4	B		0.205	1.16	mg/kg	SBH09	SBH09-5.0	A3	P0		5.000
48.70000	48.7	B		0.191	1.08	mg/kg	SBV10-T4	SBV10-T4-T3	A2	P0	COMP	0.000
47.70000	47.7	B		0.202	1.14	mg/kg	SBP03-T1	SBP03-T1-T2	A2	P0	COMP	0.000
47.39040	45.4			2.5	5.0	mg/kg	SBL01	A2-L1-SB12-CM-0.5'-5'	A2	P0	COMP	0.000
47.30000	47.3	B		0.209	1.18	mg/kg	SBG09-P1	SBG09-PS1-5.0	A3	P0		5.000
46.76410	44.8			2.5	5.0	mg/kg	SBO03	A2-O3-SB44-CM-0.5'-4'	A2	P0	COMP	0.000
46.55530	44.6			2.5	5.0	mg/kg	SBI01	A2-I1-SB9-0.5'-D	A2	P0		0.500
44.10000	44.1	B		0.202	1.14	mg/kg	SBP03-T1	SBP03-T1-T2D	A2	D	COMP	0.000
43.49400	36.1			2.5	5.0	mg/kg	SBB03	A3-B3-SB31-13'-D-Dup	A3	D		13.000
37.70000	37.7			0.202	1.14	mg/kg	SBR11	SBR11-5.0	A5	P0		5.000
33.40000	33.4			0.184	1.04	mg/kg	SBV09-T4	SBV09-T4-2.0	A2	P0		2.000
32.90000	32.9	B		0.198	1.12	mg/kg	SBR05-T1	SBR05-T1-T2	A2	P0	COMP	0.000
32.70000	32.7	B		0.202	1.14	mg/kg	SBQ04-T1	SBQ04-T1-T2	A2	P0	COMP	0.000
32.10000	32.1	B		0.184	1.04	mg/kg	SBV10-T3	SBV10-T3-8.0	A2	P0		8.000
31.80000	31.8	B		0.191	1.08	mg/kg	SBU08-T1	SBU08-T1-T2	A2	P0	COMP	0.000

Notes: Results sorted by: 1) parameter; 2) highest to lowest detected concentration; VQ - ABBL validation flag; LQ - lab qualifier; "J" - the result is an estimated quantity; "D" - analysis required dilution; "B" - analyte detected in blank; composite samples are indicated by the abbreviation "COMP". *The 2006 Tetra Tech results were converted from wet weight to dry weight based on depth-discrete average moisture content measured during ABBL's 2007 investigation (see report Section 1.4.3).

Table 3B
Cover Soil Analytical Results
Detected Metal Concentrations

Cover Soil Report
Former CalCompact Landfill
Carson, California

Dry Wt. Conc.*	Reported Conc.*	VQ	LQ	MDL	PQL	Units	Boring ID	Sample ID	Landfill Cell	Primary (P0) or Dup (D)	Com-posite	Depth (ft bgs)
Zinc												
30.50000	30.5	B		0.198	1.12	mg/kg	SBS06-T1	SBS06-T1-T2	A2	P0	COMP	0.000
28.40000	28.4	B		0.195	1.10	mg/kg	SBT07-T1	SBT07-T1-T2	A2	P0	COMP	0.000
19.20000	19.2			0.188	1.06	mg/kg	SBV10-T2	SBV10-T2-5.0	A2	P0		5.000

Notes: Results sorted by: 1) parameter; 2) highest to lowest detected concentration; VQ - ABBL validation flag; LQ - lab qualifier; "J" - the result is an estimated quantity; "D" - analysis required dilution; "B" - analyte detected in blank; composite samples are indicated by the abbreviation "COMP". *The 2006 Tetra Tech results were converted from wet weight to dry weight based on depth-discrete average moisture content measured during ABBL's 2007 investigation (see report Section 1.4.3).

Table 3C
Cover Soil Analytical Results
Detected Polychlorinated Biphenyl Concentrations

Cover Soil Report
Former CalCompact Landfill
Carson, California

Dry Wt. Conc.*	Reported Conc.*	VQ	LQ	MDL	PQL	Units	Boring ID	Sample ID	Landfill Cell	Primary (P0) or Dup (D)	Com-posite	Depth (ft bgs)
Aroclor 1016												
630.0000	630			23	110	ug/kg	SBK05	SBK05-3.5'	A4	P0		3.500
Aroclor 1248												
3000.000	3000			67	330	ug/kg	SBR05-P2	SBR05-PS2-3.5	A2	P0		3.500
1700.000	1700		D	60	300	ug/kg	SBO04	SBO04-9.5	A2	P0		9.500
110.0000	110			12	62	ug/kg	SBQ04-P1	SBQ04-PS1-3.0	A2	P0		3.000
Aroclor 1254												
1300.000	1300		D	23	110	ug/kg	SBO06	SBO06-0.5-15.0	A2	P0	COMP	0.000
670.0000	670			12	60	ug/kg	SBO04	SBO04-9.5	A2	P0		9.500
560.0000	560			12	58	ug/kg	SBU08-T2	SBU08-T2-7.5	A2	P0		7.500
400.8351	384			25.0	50.0	ug/kg	SBF02	A1-F2-SB24-0.5'-D	A1	P0		0.500
310.0000	310			10	52	ug/kg	SBK07	SBK07-0.5	A4	P0		0.500
233.6449	200	J		25.0	50.0	ug/kg	SBN01	A2-N1-SB14-5'-C	A2	P0		5.000
193.5096	161			25.0	50.0	ug/kg	SBO02	A2-O2-SB15-8'-D	A2	P0		8.000
180.0000	180			12	62	ug/kg	SBT08-P1	SBT08-PS1-3.0	A2	P0		3.000
174.5856	158			25.0	50.0	ug/kg	SBH03	A3-H3-SB37-2'-D	A3	P0		2.000
173.2777	166			25.0	50.0	ug/kg	SBN01	A2-N1-SB14-CM-0.5'-5'	A2	P0	COMP	0.000
76.51360	73.3			25.0	50.0	ug/kg	SBG04	A3-G4-SB56-CM-0.5'-3'	A3	P0	COMP	0.000
74.76190	62.8	J		25.0	50.0	ug/kg	SBI02	A2-I2-SB21-3'-D-Dup	A2	D		3.000
73.57140	61.8			25.0	50.0	ug/kg	SBF03	A3-F3-SB35-3'-D-Dup	A3	D		3.000
69.00000	69			12	58	ug/kg	SBQ13-P1	SBQ13-PS1-7.5	A5	P0		7.500
65.03130	62.3			25.0	50.0	ug/kg	SBH03	A3-H3-SB37-0.5'-D	A3	P0		0.500
63.00000	63			11	56	ug/kg	SBL05	SBL05-4.0	A4	P0		4.000
61.00000	61			11	53	ug/kg	SBI03	SBI03-0.5	A4	P0		0.500
60.00000	60			12	58	ug/kg	SBO05	SBO05-20.0	A2	P0		20.000
54.00000	54		J	11	54	ug/kg	SBNO	SBNO-0.5	A5	P0	COMP	0.500
53.80950	45.2		J	25.0	50.0	ug/kg	SBF03	A3-F3-SB35-3'-D	A3	P0		3.000
52.00000	52		J	12	62	ug/kg	SBEF	SBEF-PS-5.0	A3	P0	COMP	5.000
51.78570	43.5		J	25.0	50.0	ug/kg	SBF04	A3-F4-SB55-3'-D	A3	P0		3.000
50.31320	48.2	J	J	25.0	50.0	ug/kg	SBG04	A3-G4-SB56-0.5'-C	A3	P0		0.500
50.00000	50		J	11	54	ug/kg	SBU10	SBU10-0.5-5.0	A2	P0	COMP	0.000
49.89560	47.8		J	25.0	50.0	ug/kg	SBH04	A3-H4-SB55-0.5'-D	A3	P0		0.500
43.45240	36.5	J	J	25.0	50.0	ug/kg	SBI02	A2-I2-SB21-3'-D	A2	P0		3.000
33.33330	28.0		J	25.0	50.0	ug/kg	SBG03	A3-G3-SB36-3'-D-Dup	A3	D		3.000
25.57410	24.5			25.0	50.0	ug/kg	SBO02	A2-O2-SB15-CM-0.5'-5'	A2	P0	COMP	0.000
21.00000	21		J	10	52	ug/kg	SBK03	SBK03-0.5	A4	P0		0.500
6.910200	6.62			25.0	50.0	ug/kg	SBK01	A2-K1-SB11-CM-0.5'-5'	A2	P0	COMP	0.000
Aroclor 1260												
790.0000	790			25	110	ug/kg	SBK05	SBK05-3.5'	A4	P0		3.500
697.4299	597	J		25.0	50.0	ug/kg	SBD03	A3-D3-SB33-5'-C	A3	P0		5.000
370.0000	370			12	52	ug/kg	SBN11	SBN11-0.5	A5	P0		0.500
190.0000	190			14	62	ug/kg	SBL04	SBL04-4.0	A4	P0		4.000
169.3925	145			25.0	50.0	ug/kg	SBN03	A2-N3-SB43-5'-C	A2	P0		5.000
138.8309	133	J		50.0	100.0	ug/kg	SBB03	A3-B3-SB31-CM-0.5'-8'	A3	P0	COMP	0.000
111.2385	97.0			25.0	50.0	ug/kg	SBD03	A3-D3-SB33-12'-D	A3	P0		12.000

Notes: Results sorted by: 1) parameter; 2) highest to lowest detected concentration; VQ - ABBL validation flag; LQ - lab qualifier; "J" - the result is an estimated quantity; "D" - analysis required dilution; "B" - analyte detected in blank; composite samples are indicated by the abbreviation "COMP". *The 2006 Tetra Tech results were converted from wet weight to dry weight based on depth-discrete average moisture content measured during ABBL's 2007 investigation (see report Section 1.4.3).

Table 3C
Cover Soil Analytical Results
Detected Polychlorinated Biphenyl Concentrations

Cover Soil Report
Former CalCompact Landfill
Carson, California

Dry Wt. Conc.*	Reported Conc.*	VQ	LQ	MDL	PQL	Units	Boring ID	Sample ID	Landfill Cell	Primary (P0) or Dup (D)	Com-posite	Depth (ft bgs)
Aroclor 1260												
105.4280	101			50.0	100.0	ug/kg	SBN03	A2-N3-SB43-CM-0.5'-5'	A2	P0	COMP	0.000
92.06680	88.2			25.0	50.0	ug/kg	SBD03	A3-D3-SB33-CM-0.5'-5'	A3	P0	COMP	0.000
92.00000	92			12	52	ug/kg	SBIJ	SBIJ-0.5	A3	P0	COMP	0.500
92.00000	92			12	53	ug/kg	SBIJ	SBIJ-1.0	A3	P0	COMP	1.000
90.00000	90			12	53	ug/kg	SBM13-P2	SBM13-P2-1.0	A5	P0		1.000
76.00000	76			12	53	ug/kg	SBKLM	SBKLM-1.0	A3	P0	COMP	1.000
72.00000	72			12	55	ug/kg	SBN10	SBN10-0.5-5.0	A4	P0	COMP	0.000
70.00000	70			11	51	ug/kg	SBM13-P2	SBM13-P2-0.5	A5	P0		0.500
69.00000	69			12	52	ug/kg	SBM09	SBM09-0.5	A4	P0		0.500
69.00000	69			12	52	ug/kg	SBP11	SBP11-0.5	A5	P0		0.500
63.00000	63			12	53	ug/kg	SBKLM	SBKLM-0.5	A3	P0	COMP	0.500
62.00000	62			12	52	ug/kg	SBEF	SBEF-0.5	A3	P0	COMP	0.500
59.00000	59			12	52	ug/kg	SBEF	SBEF-1.0	A3	P0	COMP	1.000
57.00000	57			12	55	ug/kg	SBFG	SBFG-1.0	A3	P0	COMP	1.000
57.00000	57			12	52	ug/kg	SBG06	SBG06-0.5	A3	P0		0.500
56.00000	56			11	52	ug/kg	SBFG	SBFG-0.5	A3	P0	COMP	0.500
51.00000	51		J	12	52	ug/kg	SBGH	SBGH-1.0	A3	P0	COMP	1.000
50.00000	50		J	12	52	ug/kg	SBF	SBF-1.0	A3	P0	COMP	1.000
46.00000	46		J	11	52	ug/kg	SBF	SBF-0.5	A3	P0	COMP	0.500
46.00000	46		J	12	52	ug/kg	SBG06	SBG106-0.5	A3	D		0.500
43.00000	43		J	11	52	ug/kg	SBGH	SBGH-0.5	A3	P0	COMP	0.500

Notes: Results sorted by: 1) parameter; 2) highest to lowest detected concentration; VQ - ABBL validation flag; LQ - lab qualifier; "J" - the result is an estimated quantity; "D" - analysis required dilution; "B" - analyte detected in blank; composite samples are indicated by the abbreviation "COMP". *The 2006 Tetra Tech results were converted from wet weight to dry weight based on depth-discrete average moisture content measured during ABBL's 2007 investigation (see report Section 1.4.3).

Table 3D
Cover Soil Analytical Results
Detected Organochlorine Pesticide Concentrations

Cover Soil Report
Former CalCompact Landfill
Carson, California

Dry Wt. Conc.*	Reported Conc.*	VQ	LQ	MDL	PQL	Units	Boring ID	Sample ID	Landfill Cell	Primary (P0) or Dup (D)	Com-posite	Depth (ft bgs)
alpha-BHC												
5.500000	5.5		J	1.7	5.7	ug/kg	SBM08	SBM08-0.5-10.0	A4	P0	COMP	0.000
alpha-Chlordane												
35.90810	34.4			4.0	8.0	ug/kg	SBM03	A2-M3-SB42-CM-0.5'-5'	A2	P0	COMP	0.000
27.00000	27			1.3	5.2	ug/kg	SBJ06	SBJ06-0.5	A4	P0		0.500
23.00000	23			1.3	5.2	ug/kg	SBK07	SBK07-0.5	A4	P0		0.500
12.00000	12			1.5	5.8	ug/kg	SBO09	SBO09-0.5-10.0	A4	P0	COMP	0.000
12.00000	12			1.4	5.4	ug/kg	SBQ05	SBQ05-0.5-10.0	A2	P0	COMP	0.000
10.00000	10			1.3	5.2	ug/kg	SBM10	SBM10-0.5	A4	P0		0.500
8.700000	8.7			1.4	5.3	ug/kg	SBI03	SBI03-0.5	A4	P0		0.500
6.597100	6.32		J	4.0	8.0	ug/kg	SBM01	A2-M1-SB13-CM-0.5'-5'	A2	P0	COMP	0.000
5.949900	5.70		J	5.0	10.0	ug/kg	SBM03	A2-M3-SB42-CM-0.5'-5'-Dup	A2	D	COMP	0.000
5.700000	5.7			1.4	5.3	ug/kg	SBJ07	SBJ07-0.5	A4	P0		0.500
5.100000	5.1		J	1.4	5.5	ug/kg	SBP05	SBP05-0.5-10.0	A2	P0	COMP	0.000
4.700000	4.7		J	1.3	5.2	ug/kg	SBH05	SBH05-0.5	A3	P0		0.500
4.582500	4.39			1.0	2.0	ug/kg	SBD01	A1-D1-SB4-0.5'-D	A1	P0		0.500
4.400000	4.4		J	1.4	5.6	ug/kg	SBJ03	SBJ03-0.5-3.0	A4	P0	COMP	0.000
4.200000	4.2		J	1.4	5.3	ug/kg	SBQRST	SBQRST-1.0	A5	P0	COMP	1.000
3.500000	3.5		J	1.8	6.8	ug/kg	SBR06	SBR06-9.0	A2	P0		9.000
3.461500	2.88			1.0	2.0	ug/kg	SBO02	A2-O2-SB15-8'-D	A2	P0		8.000
3.423800	3.28		J	2.0	4.0	ug/kg	SBB03	A3-B3-SB31-CM-0.5'-8'	A3	P0	COMP	0.000
3.400000	3.4		J	1.3	5.2	ug/kg	SBM11	SBM11-0.5	A3	P0		0.500
3.369000	2.83			1.0	2.0	ug/kg	SBF03	A3-F3-SB35-3'-D-Dup	A3	D		3.000
3.277700	3.14			1.0	2.0	ug/kg	SBD03	A3-D3-SB33-CM-0.5'-5'	A3	P0	COMP	0.000
3.100000	3.1		J	1.4	5.6	ug/kg	SBM04	SBM04-0.5-10.0	A2	P0	COMP	0.000
2.700000	2.7		J	1.3	5.2	ug/kg	SBM05	SBM05-0.5	A4	P0		0.500
2.400800	2.30			2.0	4.0	ug/kg	SBN03	A2-N3-SB43-CM-0.5'-5'	A2	P0	COMP	0.000
2.257300	2.0			1.0	2.0	ug/kg	SBK01	A2-K1-SB11-7'-D	A2	P0		7.000
2.200000	2.2		J	1.4	5.4	ug/kg	SBQ08	SBQ08-0.5-5.0	A2	P0	COMP	0.000
2.139400	1.78		J	1.0	2.0	ug/kg	SBB02	A1-B2-SB28-8'-D	A1	P0		8.000
1.900000	1.9		J	1.3	5.2	ug/kg	SBH05	SBH105-0.5	A3	D		0.500
1.900000	1.9		J	1.4	5.6	ug/kg	SBR09	SBR09-0.5-10.0	A2	P0	COMP	0.000
1.325700	1.27		J	1.0	2.0	ug/kg	SBA02	A1-A2-SB29-CM-0.5'-5'	A1	P0	COMP	0.000
1.158700	1.11		J	1.0	2.0	ug/kg	SBI02	A2-I2-SB21-0.5'-D	A2	P0		0.500
beta-BHC												
4.400000	4.4		J	1.5	6.0	ug/kg	SBS12	SBS12-5.0	A5	P0		5.000
Chlordane												
96.00000	96			21	52	ug/kg	SBJ06	SBJ06-0.5	A4	P0		0.500
60.00000	60			22	54	ug/kg	SBQ05	SBQ05-0.5-10.0	A2	P0	COMP	0.000
50.00000	50		J	21	52	ug/kg	SBM10	SBM10-0.5	A4	P0		0.500
42.00000	42		J	23	58	ug/kg	SBO09	SBO09-0.5-10.0	A4	P0	COMP	0.000
37.00000	37		J	21	53	ug/kg	SBI03	SBI03-0.5	A4	P0		0.500
32.00000	32		J	27	68	ug/kg	SBR06	SBR06-9.0	A2	P0		9.000
25.00000	25		J	22	55	ug/kg	SBP05	SBP05-0.5-10.0	A2	P0	COMP	0.000
24.00000	24		J	21	53	ug/kg	SBS11	SBS11-0.5	A5	P0		0.500

Notes: Results sorted by: 1) parameter; 2) highest to lowest detected concentration; VQ - ABBL validation flag; LQ - lab qualifier; "J" - the result is an estimated quantity; "D" - analysis required dilution; "B" - analyte detected in blank; composite samples are indicated by the abbreviation "COMP". *The 2006 Tetra Tech results were converted from wet weight to dry weight based on depth-discrete average moisture content measured during ABBL's 2007 investigation (see report Section 1.4.3).

Table 3D
Cover Soil Analytical Results
Detected Organochlorine Pesticide Concentrations

Cover Soil Report
Former CalCompact Landfill
Carson, California

Dry Wt. Conc.*	Reported Conc.*	VQ	LQ	MDL	PQL	Units	Boring ID	Sample ID	Landfill Cell	Primary (P0) or Dup (D)	Com-posite	Depth (ft bgs)
4,4'-DDD												
280.0000	280		D	15	57	ug/kg	SBK05	SBK05-3.5'	A4	P0		3.500
200.0000	200		D	28	110	ug/kg	SBO08	SBO08-0.5-5.0	A4	P0	COMP	0.000
190.0000	190		D	29	110	ug/kg	SBJ03	SBJ03-0.5-3.0	A4	P0	COMP	0.000
160.0000	160		D	68	260	ug/kg	SBG07	SBG07-0.5	A3	P0		0.500
141.9624	136			5.0	10.0	ug/kg	SBB01	A1-B1-SB2-0.5'-D	A1	P0		0.500
140.0000	140		D	15	58	ug/kg	SBN11	SBN11-3.5	A5	P0		3.500
64.79360	56.5			5.0	10.0	ug/kg	SBH02	A1-H2-SB22-12'-D	A1	P0		12.000
58.05290	48.3			1.0	2.0	ug/kg	SBA02	A1-A2-SB29-8'-D	A1	P0		8.000
58.00000	58			2.7	10	ug/kg	SBN12	SBN12-0.5	A5	P0		0.500
47.00000	47	J		7.8	30	ug/kg	SBF06	SBF06-8.0	A3	P0		8.000
45.00000	45	J		1.6	6.2	ug/kg	SBR10	SBR110-9.5	A5	D		9.500
44.47120	37.0			1.0	2.0	ug/kg	SBB02	A1-B2-SB28-8'-D	A1	P0		8.000
42.00000	42			1.4	5.5	ug/kg	SBI11	SBI11-0.5-5.0	A3	P0	COMP	0.000
39.00000	39			1.4	5.6	ug/kg	SBJ04	SBJ04-7.0	A4	P0		7.000
33.06070	28.3			1.0	2.0	ug/kg	SBL02	A2-L2-SB18-5'-D-Dup	A2	D		5.000
31.19160	26.7	J		1.0	2.0	ug/kg	SBK02	A2-K2-SB19-5'-C	A2	P0		5.000
30.00000	30			6.9	27	ug/kg	SBM13-P2	SBM13-P2-1.0	A5	P0		1.000
28.60130	27.4			5.0	10.0	ug/kg	SBH02	A1-H2-SB22-CM-0.5'-10'	A1	P0	COMP	0.000
28.21670	25.0			1.0	2.0	ug/kg	SBD02	A1-D2-SB26-7'-D	A1	P0		7.000
27.00000	27			1.4	5.4	ug/kg	SBJ04	SBJ04-0.5-2.0	A4	P0	COMP	0.000
26.00000	26			1.7	6.4	ug/kg	SBP05	SBP05-26.0	A2	P0		26.000
25.45020	21.2			1.0	2.0	ug/kg	SBJ01	A2-J1-SB10-9'-D	A2	P0		9.000
25.00000	25			1.3	5.2	ug/kg	SBK07	SBK07-0.5	A4	P0		0.500
23.00000	23			1.6	6.0	ug/kg	SBS12	SBS12-5.0	A5	P0		5.000
22.57340	20.0			1.0	2.0	ug/kg	SBE03	A3-E3-SB34-7'-D	A3	P0		7.000
22.23560	18.5			1.0	2.0	ug/kg	SBN02	A2-N2-SB16-8'-D	A2	P0		8.000
20.04180	19.2			5.0	10.0	ug/kg	SBA01	A1-A1-SB1-0.5'-D	A1	P0		0.500
19.00000	19			1.6	6.1	ug/kg	SBI11	SBI11-10.0	A3	P0		10.000
18.78910	18.0			1.0	2.0	ug/kg	SBF02	A1-F2-SB24-0.5'-D	A1	P0		0.500
18.00000	18			1.3	5.2	ug/kg	SBK10	SBK10-0.5	A3	P0		0.500
18.00000	18			1.8	6.8	ug/kg	SBR06	SBR06-9.0	A2	P0		9.000
17.49440	15.5			1.0	2.0	ug/kg	SBK01	A2-K1-SB11-7'-D	A2	P0		7.000
16.07520	15.4			1.0	2.0	ug/kg	SBC02	A1-C2-SB27-CM-0.5'-5'	A1	P0	COMP	0.000
16.00000	16			1.4	5.3	ug/kg	SBNOP	SBNOP-1.0	A5	P0	COMP	1.000
15.08310	12.7	J		1.0	2.0	ug/kg	SBL02	A2-L2-SB18-10'-D	A2	P0		10.000
15.00000	15			1.5	5.9	ug/kg	SBN04	SBN04-15.0-20.0	A2	P0	COMP	0.000
15.00000	15			1.7	6.5	ug/kg	SBT07-P2	SBT07-PS2-3.5	A2	P0		3.500
14.30060	13.7	J		1.0	2.0	ug/kg	SBK02	A2-K2-SB19-CM-0.5'-5'-Dup	A2	D	COMP	0.000
14.00000	14			1.3	5.2	ug/kg	SBN11	SBN11-0.5	A5	P0		0.500
14.00000	14			1.6	6.1	ug/kg	SBO08	SBO08-10.0	A4	P0		10.000
13.15240	12.6	J		4.0	8.0	ug/kg	SBL02	A2-L2-SB18-CM-0.5'-5'	A2	P0	COMP	0.000
13.00000	13			1.3	5.1	ug/kg	SBM13-P2	SBM13-P2-0.5	A5	P0		0.500
12.83920	12.3			4.0	8.0	ug/kg	SBM01	A2-M1-SB13-CM-0.5'-5'	A2	P0	COMP	0.000
12.31730	11.8			1.0	2.0	ug/kg	SBM02	A2-M2-SB17-CM-0.5'-5'	A2	P0	COMP	0.000
11.06470	10.6	J		2.0	4.0	ug/kg	SBB03	A3-B3-SB31-CM-0.5'-8'	A3	P0	COMP	0.000

Notes: Results sorted by: 1) parameter; 2) highest to lowest detected concentration; VQ - ABBL validation flag; LQ - lab qualifier; "J" - the result is an estimated quantity; "D" - analysis required dilution; "B" - analyte detected in blank; composite samples are indicated by the abbreviation "COMP". *The 2006 Tetra Tech results were converted from wet weight to dry weight based on depth-discrete average moisture content measured during ABBL's 2007 investigation (see report Section 1.4.3).

Table 3D
Cover Soil Analytical Results
Detected Organochlorine Pesticide Concentrations

Cover Soil Report
Former CalCompact Landfill
Carson, California

Dry Wt. Conc.*	Reported Conc.*	VQ	LQ	MDL	PQL	Units	Boring ID	Sample ID	Landfill Cell	Primary (P0) or Dup (D)	Com-posite	Depth (ft bgs)
4,4'-DDD												
11.00000	11	J		1.3	5.2	ug/kg	SBJ10	SBJ110-0.5	A3	D		0.500
11.00000	11			1.6	6.2	ug/kg	SBL04	SBL04-4.0	A4	P0		4.000
10.00000	10			1.3	5.2	ug/kg	SBK03	SBK03-0.5	A4	P0		0.500
10.00000	10			1.5	5.8	ug/kg	SBK04	SBK04-4.0	A4	P0		4.000
9.843900	8.20			1.0	2.0	ug/kg	SBJ02	A2-J2-SB20-9'-D	A2	P0		9.000
9.800000	9.8			1.6	6.2	ug/kg	SBJ11	SBJ11-10.0	A3	P0		10.000
9.800000	9.8	J		1.6	6.3	ug/kg	SBQ04	SBQ04-4.0	A2	P0		4.000
9.700000	9.7			1.5	5.8	ug/kg	SBR06	SBR06-0.5-4.0	A2	P0	COMP	0.000
9.154500	8.77			1.0	2.0	ug/kg	SBA02	A1-A2-SB29-CM-0.5'-5'	A1	P0	COMP	0.000
9.097400	7.66	J		2.0	4.0	ug/kg	SBL02	A2-L2-SB18-10'-D-Dup	A2	D		10.000
9.060500	8.68	J		2.0	4.0	ug/kg	SBK02	A2-K2-SB19-CM-0.5'-5'	A2	P0	COMP	0.000
8.964300	7.53			1.0	2.0	ug/kg	SBF03	A3-F3-SB35-3'-D-Dup	A3	D		3.000
8.900000	8.9			1.3	5.2	ug/kg	SBF	SBF-0.5	A3	P0	COMP	0.500
8.900000	8.9			1.4	5.3	ug/kg	SBKLM	SBKLM-1.0	A3	P0	COMP	1.000
8.800000	8.8			1.3	5.2	ug/kg	SBI09	SBI09-0.5	A3	P0		0.500
8.800000	8.8			1.3	5.2	ug/kg	SBI09	SBI109-0.5	A3	D		0.500
8.737000	8.37			1.0	2.0	ug/kg	SBD03	A3-D3-SB33-CM-0.5'-5'	A3	P0	COMP	0.000
8.684800	8.32	J		1.0	2.0	ug/kg	SBG02	A1-G2-SB23A-0.5'-D	A1	P0		0.500
8.600000	8.6			1.6	6.2	ug/kg	SBT10	SBT10-6.5	A2	P0		6.500
8.400000	8.4			1.5	6.0	ug/kg	SBN10	SBN10-9.0	A4	P0		9.000
8.309500	6.98	J		1.0	2.0	ug/kg	SBG03	A3-G3-SB36-3'-D-Dup	A3	D		3.000
8.100000	8.1			1.3	5.2	ug/kg	SBM12	SBM12-0.5	A3	P0		0.500
7.900000	7.9	J		1.6	6.1	ug/kg	SBR05	SBR05-8.0	A2	P0		8.000
7.900000	7.9			1.6	6.0	ug/kg	SBV09-T2	SBV09-T2-9.0	A2	P0		9.000
7.800000	7.8			1.5	5.7	ug/kg	SBP07	SBP07-15.0-20.0	A2	P0	COMP	0.000
7.500000	7.5			1.6	6.2	ug/kg	SBV11	SBV11-6.0	A2	P0		6.000
7.464300	6.27			1.0	2.0	ug/kg	SBF03	A3-F3-SB35-3'-D	A3	P0		3.000
7.300000	7.3			1.5	5.7	ug/kg	SBH10	SBH10-0.5-15.0	A3	P0	COMP	0.000
7.300000	7.3			1.4	5.3	ug/kg	SBQRST	SBQRST-1.0	A5	P0	COMP	1.000
7.045900	6.75		J	5.0	10.0	ug/kg	SBH04	A3-H4-SB55-0.5'-D	A3	P0		0.500
6.900000	6.9			1.4	5.5	ug/kg	SBN10	SBN10-0.5-5.0	A4	P0	COMP	0.000
6.764100	6.48			1.0	2.0	ug/kg	SBC03	A3-C3-SB32-CM-0.5'-5'	A3	P0	COMP	0.000
6.700000	6.7		J	2.7	10	ug/kg	SBF	SBF-1.0	A3	P0	COMP	1.000
6.700000	6.7			1.4	5.3	ug/kg	SBIJ	SBIJ-1.0	A3	P0	COMP	1.000
6.618000	6.34			1.0	2.0	ug/kg	SBD01	A1-D1-SB4-0.5'-D	A1	P0		0.500
6.513800	5.68			1.0	2.0	ug/kg	SBP03	A2-P3-SB45-12'-D	A2	P0		12.000
6.300000	6.3			1.3	5.2	ug/kg	SBH08	SBH08-0.5	A3	P0		0.500
6.300000	6.3			1.3	5.2	ug/kg	SBIJ	SBIJ-0.5	A3	P0	COMP	0.500
6.200000	6.2			1.4	5.4	ug/kg	SBU09-T3	SBU09-T3-0.5-3.5	A2	P0	COMP	0.000
6.100000	6.1		J	1.6	6.2	ug/kg	SBO02-T2	SBO02-T2-4.5	A2	P0		4.500
6.100000	6.1			1.5	5.7	ug/kg	SBQ09	SBQ09-15.0	A4	P0		15.000
5.936800	5.26			1.0	2.0	ug/kg	SBC02	A1-C2-SB27-7'-D	A1	P0		7.000
5.857100	4.92			1.0	2.0	ug/kg	SBI02	A2-I2-SB21-3'-D-Dup	A2	D		3.000
5.845500	5.60			4.0	8.0	ug/kg	SBM03	A2-M3-SB42-CM-0.5'-5'	A2	P0	COMP	0.000
5.800000	5.8			1.3	5.2	ug/kg	SBI06	SBI06-0.5	A4	P0		0.500

Notes: Results sorted by: 1) parameter; 2) highest to lowest detected concentration; VQ - ABBL validation flag; LQ - lab qualifier; "J" - the result is an estimated quantity; "D" - analysis required dilution; "B" - analyte detected in blank; composite samples are indicated by the abbreviation "COMP". *The 2006 Tetra Tech results were converted from wet weight to dry weight based on depth-discrete average moisture content measured during ABBL's 2007 investigation (see report Section 1.4.3).

Table 3D
Cover Soil Analytical Results
Detected Organochlorine Pesticide Concentrations

Cover Soil Report
Former CalCompact Landfill
Carson, California

Dry Wt. Conc.*	Reported Conc.*	VQ	LQ	MDL	PQL	Units	Boring ID	Sample ID	Landfill Cell	Primary (P0) or Dup (D)	Com-posite	Depth (ft bgs)
4,4'-DDD												
5.797600	4.87			1.0	2.0	ug/kg	SBI02	A2-I2-SB21-3'-D	A2	P0		3.000
5.700000	5.7			1.4	5.3	ug/kg	SBI03	SBI03-0.5	A4	P0		0.500
5.700000	5.7			1.3	5.2	ug/kg	SBP11	SBP11-0.5	A5	P0		0.500
5.500000	5.5			1.3	5.2	ug/kg	SBS12	SBS12-0.5	A5	P0		0.500
5.400000	5.4	J		1.3	5.2	ug/kg	SBJ10	SBJ10-0.5	A3	P0		0.500
5.400000	5.4			1.4	5.3	ug/kg	SBKLM	SBKLM-0.5	A3	P0	COMP	0.500
5.400000	5.4		J	1.5	5.8	ug/kg	SBP07	SBP07-25.0	A2	P0		25.000
5.397600	4.48			1.0	2.0	ug/kg	SBA01	A1-A1-SB1-4'-D	A1	P0		4.000
5.200000	5.2		J	1.5	5.8	ug/kg	SBR07	SBR07-0.5-6.0	A2	P0	COMP	0.000
5.100000	5.1		J	1.5	5.8	ug/kg	SBP07	SBP07-15.0-20.0D	A2	D	COMP	0.000
5.100000	5.1		J	1.4	5.3	ug/kg	SBQ04	SBQ04-0.5	A2	P0		0.500
4.916500	4.71			1.0	2.0	ug/kg	SBH01	A1-H1-SB8-0.5'-D	A1	P0		0.500
4.447000	3.94	J		1.0	2.0	ug/kg	SBK02	A2-K2-SB19-7'-D	A2	P0		7.000
4.400000	4.4		J	1.3	5.1	ug/kg	SBJ09	SBJ09-0.5	A3	P0		0.500
4.400000	4.4		J	1.3	5.2	ug/kg	SBJ09	SBJ109-0.5	A3	D		0.500
4.400000	4.4		J	1.4	5.4	ug/kg	SBU10	SBU10-0.5-5.0	A2	P0	COMP	0.000
4.300000	4.3		J	1.4	5.3	ug/kg	SBL07	SBL07-0.5-2.5	A4	P0	COMP	0.000
4.238100	3.56			1.0	2.0	ug/kg	SBF04	A3-F4-SB55-3'-D	A3	P0		3.000
4.200000	4.2		J	1.7	6.4	ug/kg	SBQ05	SBQ05-15.0-17.0	A2	P0	COMP	0.000
4.177700	3.48			2.0	4.0	ug/kg	SBO03	A2-O3-SB44-9'-D	A2	P0		9.000
4.175400	4.00			1.0	2.0	ug/kg	SBL01	A2-L1-SB12-CM-0.5'-5'	A2	P0	COMP	0.000
4.102300	3.93			1.0	2.0	ug/kg	SBG04	A3-G4-SB56-CM-0.5'-3'	A3	P0	COMP	0.000
4.100000	4.1		J	1.3	5.2	ug/kg	SBM11	SBM11-0.5	A3	P0		0.500
4.100000	4.1		J	1.4	5.3	ug/kg	SBO12	SBO12-0.5	A5	P0		0.500
4.100000	4.1		J	1.7	6.5	ug/kg	SBS06-P1	SBS06-PS1-3.0	A2	P0		3.000
3.900000	3.9		J	1.3	5.2	ug/kg	SBL10	SBL10-0.5	A4	P0		0.500
3.726500	3.57			1.0	2.0	ug/kg	SBL03	A2-L3-SB41-CM-0.5'-5'	A2	P0	COMP	0.000
3.600000	3.6		J	1.4	5.5	ug/kg	SBFG	SBFG-1.0	A3	P0	COMP	1.000
3.600000	3.6		J	1.6	6.2	ug/kg	SBR07	SBR07-8.0	A2	P0		8.000
3.600000	3.6		J	1.5	5.8	ug/kg	SBU09	SBU09-0.5-10.0	A2	P0	COMP	0.000
3.535700	2.97	J		1.0	2.0	ug/kg	SBG03	A3-G3-SB36-3'-D	A3	P0		3.000
3.517700	3.37			1.0	2.0	ug/kg	SBJ02	A2-J2-SB20-CM-0.5'-5'	A2	P0	COMP	0.000
3.500000	3.5		J	1.3	5.2	ug/kg	SBEF	SBEF-0.5	A3	P0	COMP	0.500
3.500000	3.5		J	1.5	5.8	ug/kg	SBL12	SBL12-5.0	A3	P0		5.000
3.500000	3.5		J	1.4	5.6	ug/kg	SBR12	SBR12-0.5-15.0	A5	P0	COMP	0.000
3.500000	3.5		J	1.4	5.3	ug/kg	SBS08	SBS08-0.5	A2	P0		0.500
3.444700	3.30	J		1.0	2.0	ug/kg	SBE02	A1-E2-SB25-0.5'-D	A1	P0		0.500
3.400000	3.4		J	1.4	5.4	ug/kg	SBNO	SBNO-0.5	A5	P0	COMP	0.500
3.400000	3.4		J	1.5	5.8	ug/kg	SBP08	SBP08-24.5	A4	P0		24.500
3.400000	3.4		J	1.8	6.9	ug/kg	SBT13-P2	SBT113-PS2-15.0	A5	D		15.000
3.300000	3.3		J	1.5	5.7	ug/kg	SBJ03	SBJ03-6.5	A4	P0		6.500
3.300000	3.3		J	1.6	6.0	ug/kg	SBN08	SBN08-18.5	A4	P0		18.500
3.277700	3.14			1.0	2.0	ug/kg	SBG01	A1-G1-SB7-0.5'-D	A1	P0		0.500
3.200000	3.2		J	1.3	5.2	ug/kg	SBH07	SBH07-0.5	A3	P0		0.500
3.100000	3.1		J	1.3	5.2	ug/kg	SBFG	SBFG-0.5	A3	P0	COMP	0.500

Notes: Results sorted by: 1) parameter; 2) highest to lowest detected concentration; VQ - ABBL validation flag; LQ - lab qualifier; "J" - the result is an estimated quantity; "D" - analysis required dilution; "B" - analyte detected in blank; composite samples are indicated by the abbreviation "COMP". *The 2006 Tetra Tech results were converted from wet weight to dry weight based on depth-discrete average moisture content measured during ABBL's 2007 investigation (see report Section 1.4.3).

Table 3D
Cover Soil Analytical Results
Detected Organochlorine Pesticide Concentrations

Cover Soil Report
Former CalCompact Landfill
Carson, California

Dry Wt. Conc.*	Reported Conc.*	VQ	LQ	MDL	PQL	Units	Boring ID	Sample ID	Landfill Cell	Primary (P0) or Dup (D)	Com-posite	Depth (ft bgs)
4,4'-DDD												
3.048000	2.92			1.0	2.0	ug/kg	SBD02	A1-D2-SB26-CM-0.5'-5'	A1	P0	COMP	0.000
3.047600	2.56		J	2.0	4.0	ug/kg	SBG02	A1-G2-SB23A-3'-D-Dup	A1	D		3.000
3.000000	3.0		J	1.3	5.1	ug/kg	SBI07	SBI07-0.5	A3	P0		0.500
3.000000	3.0		J	1.4	5.4	ug/kg	SBPQ	SBPQ0.5	A5	P0	COMP	0.500
2.939200	2.66			1.0	2.0	ug/kg	SBB01	A1-B1-SB2-2'-D	A1	P0		2.000
2.934500	2.60			1.0	2.0	ug/kg	SBM01	A2-M1-SB13-7'-D	A2	P0		7.000
2.932700	2.44			1.0	2.0	ug/kg	SBN01	A2-N1-SB14-8'-D	A2	P0		8.000
2.900000	2.9		J	1.6	6.0	ug/kg	SBH09	SBH09-14.0	A3	P0		14.000
2.800000	2.8		J	1.3	5.2	ug/kg	SBI04	SBI04-0.5-3.0	A4	P0	COMP	0.000
2.800000	2.8		J	1.3	5.1	ug/kg	SBI12	SBI12-0.5	A3	P0		0.500
2.800000	2.8		J	1.5	5.9	ug/kg	SBKLM2	SBKLM-PS-5.0	A3,	P0	COMP	5.000
2.800000	2.8		J	1.3	5.2	ug/kg	SBO12	SBO112-0.5	A5	D		0.500
2.800000	2.8		J	1.3	5.2	ug/kg	SBQRST	SBQRST-0.5	A5	P0	COMP	0.500
2.714000	2.60			1.0	2.0	ug/kg	SBP03	A2-P3-SB45-CM-0.5'-10'	A2	P0	COMP	0.000
2.700000	2.7		J	1.3	5.2	ug/kg	SBGH	SBGH-1.0	A3	P0	COMP	1.000
2.601000	2.19			1.0	2.0	ug/kg	SBM03	A2-M3-SB42-10'-D	A2	P0		10.000
2.600000	2.6		J	1.6	6.2	ug/kg	SBEF	SBEF-PS-5.0	A3	P0	COMP	5.000
2.600000	2.6		J	1.5	5.8	ug/kg	SBJ11	SBJ11-0.5-5.0	A3	P0	COMP	0.000
2.600000	2.6		J	1.5	5.7	ug/kg	SBM08	SBM08-0.5-10.0	A4	P0	COMP	0.000
2.600000	2.6		J	1.3	5.1	ug/kg	SBO11	SBO11-0.5	A5	P0		0.500
2.600000	2.6		J	1.4	5.3	ug/kg	SBTUV	SBTUV-0.5	A2,	P0	COMP	0.500
2.500000	2.5		J	1.5	5.8	ug/kg	SBN09	SBN09-0.5-10.0	A4	P0	COMP	0.000
2.500000	2.5		J	1.6	6.4	ug/kg	SBR05-T2	SBR105-T2-5.5	A2	D		5.500
2.500000	2.5		J	1.5	5.8	ug/kg	SBT08	SBT08-9.0	A2	P0		9.000
2.400000	2.4		J	1.4	5.4	ug/kg	SBF05	SBF05-0.5-2.0	A3	P0	COMP	0.000
2.400000	2.4		J	1.3	5.2	ug/kg	SBJ08	SBJ08-0.5	A3	P0		0.500
2.400000	2.4		J	1.5	5.8	ug/kg	SBS06	SBS06-0.5-5.0	A2	P0	COMP	0.000
2.390400	2.29			1.0	2.0	ug/kg	SBH03	A3-H3-SB37-0.5'-D	A3	P0		0.500
2.300000	2.3		J	1.3	5.2	ug/kg	SBGH	SBGH-0.5	A3	P0	COMP	0.500
2.300000	2.3		J	1.3	5.2	ug/kg	SBK04	SBK04-0.5	A4	P0		0.500
2.300000	2.3		J	1.5	6.0	ug/kg	SBU09	SBU09-13.0	A2	P0		13.000
2.200000	2.2		J	1.3	5.2	ug/kg	SBEF	SBEF-1.0	A3	P0	COMP	1.000
2.200000	2.2		J	1.5	5.7	ug/kg	SBL06	SBL06-4.5	A4	P0		4.500
2.100000	2.1		J	1.5	5.7	ug/kg	SBK03	SBK03-4.0	A4	P0		4.000
2.100000	2.1		J	1.4	5.4	ug/kg	SBL06	SBL06-0.5-2.0	A4	P0	COMP	0.000
2.100000	2.1		J	1.3	5.1	ug/kg	SBL12	SBL12-0.5	A3	P0		0.500
2.100000	2.1		J	1.6	6.2	ug/kg	SBM06	SBM06-4.5	A4	P0		4.500
2.100000	2.1		J	1.5	5.8	ug/kg	SBO06	SBO06-20.0	A2	P0		20.000
2.030900	1.71		J	1.0	2.0	ug/kg	SBM03	A2-M3-SB42-10'-D-Dup	A2	D		10.000
2.014600	1.93		J	1.0	2.0	ug/kg	SBN02	A2-N2-SB16-CM-0.5'-5'	A2	P0	COMP	0.000
2.000000	2.0		J	1.7	6.6	ug/kg	SBE03-P1	SBE03-PS1-15.0	A3	P0		15.000
2.000000	2.0		J	1.3	5.1	ug/kg	SBK09	SBK09-0.5	A4	P0		0.500
2.000000	2.0		J	1.4	5.3	ug/kg	SBQ06	SBQ06-0.5	A2	P0		0.500
2.000000	2.0		J	1.5	6.0	ug/kg	SBR05-T2	SBR05-T2-5.5	A2	P0		5.500
1.983300	1.90		J	1.0	2.0	ug/kg	SBI02	A2-I2-SB21-0.5'-D-Dup	A2	D		0.500

Notes: Results sorted by: 1) parameter; 2) highest to lowest detected concentration; VQ - ABBL validation flag; LQ - lab qualifier; "J" - the result is an estimated quantity; "D" - analysis required dilution; "B" - analyte detected in blank; composite samples are indicated by the abbreviation "COMP". *The 2006 Tetra Tech results were converted from wet weight to dry weight based on depth-discrete average moisture content measured during ABBL's 2007 investigation (see report Section 1.4.3).

Table 3D
Cover Soil Analytical Results
Detected Organochlorine Pesticide Concentrations

Cover Soil Report
Former CalCompact Landfill
Carson, California

Dry Wt. Conc.*	Reported Conc.*	VQ	LQ	MDL	PQL	Units	Boring ID	Sample ID	Landfill Cell	Primary (P0) or Dup (D)	Com-posite	Depth (ft bgs)
4,4'-DDD												
1.900000	1.9		J	1.3	5.1	ug/kg	SBK12	SBK12-7.0	A3	P0		7.000
1.800000	1.8		J	1.3	5.2	ug/kg	SBH05	SBH105-0.5	A3	D		0.500
1.800000	1.8		J	1.3	5.2	ug/kg	SBK05	SBK05-0.5	A4	P0		0.500
1.800000	1.8		J	1.3	5.2	ug/kg	SBL11	SBL11-0.5	A3	P0		0.500
1.800000	1.8		J	1.3	5.2	ug/kg	SBM10	SBM10-0.5	A4	P0		0.500
1.800000	1.8		J	1.5	5.7	ug/kg	SBM13-P2	SBM13-PS2-7.5	A5	P0		7.500
1.800000	1.8		J	1.4	5.4	ug/kg	SBP12	SBP12-0.5-5.0D	A5	D	COMP	0.000
1.700000	1.7		J	1.3	5.2	ug/kg	SBM07	SBM07-0.5	A4	P0		0.500
1.700000	1.7		J	1.4	5.4	ug/kg	SBP12	SBP12-0.5-5.0	A5	P0	COMP	0.000
1.700000	1.7		J	1.5	5.8	ug/kg	SBR08	SBR08-9.0	A2	P0		9.000
1.638800	1.57	J	J	1.0	2.0	ug/kg	SBG02	A1-G2-SB23A-0.5'-D-Dup	A1	D		0.500
1.600000	1.6		J	1.3	5.2	ug/kg	SBG05	SBG05-0.5	A3	P0		0.500
1.600000	1.6		J	1.3	5.2	ug/kg	SBI05	SBI05-0.5	A4	P0		0.500
1.600000	1.6		J	1.4	5.3	ug/kg	SBJ07	SBJ07-0.5	A4	P0		0.500
1.600000	1.6		J	1.3	5.2	ug/kg	SBK06	SBK06-0.5	A4	P0		0.500
1.600000	1.6		J	1.4	5.6	ug/kg	SBN04	SBN04-0.5-10.0	A2	P0	COMP	0.000
1.600000	1.6		J	1.5	6.0	ug/kg	SBN04	SBN04-25.0	A2	P0		25.000
1.600000	1.6		J	1.4	5.4	ug/kg	SBRS	SBRS-0.5	A5	P0	COMP	0.500
1.450900	1.39	J		1.0	2.0	ug/kg	SBE02	A1-E2-SB25-0.5'-D-Dup	A1	D		0.500
1.419600	1.36		J	1.0	2.0	ug/kg	SBA03	A3-A3-SB30-0.5'-D	A3	P0		0.500
1.400000	1.4		J	1.4	5.5	ug/kg	SBRS	SBRS-1.0	A5	P0	COMP	1.000
4,4'-DDE												
1154.206	988	J		1.0	2.0	ug/kg	SBK02	A2-K2-SB19-5'-C	A2	P0		5.000
740.0000	740		D	32	110	ug/kg	SBO08	SBO08-0.5-5.0	A4	P0	COMP	0.000
530.0000	530		D	33	110	ug/kg	SBJ03	SBJ03-0.5-3.0	A4	P0	COMP	0.000
390.0000	390		D	33	110	ug/kg	SBI11	SBI11-0.5-5.0	A3	P0	COMP	0.000
270.0000	270		D	17	57	ug/kg	SBK05	SBK05-3.5'	A4	P0		3.500
242.9907	208			1.0	2.0	ug/kg	SBL02	A2-L2-SB18-5'-D-Dup	A2	D		5.000
190.0000	190		D	16	53	ug/kg	SBNOP	SBNOP-1.0	A5	P0	COMP	1.000
164.9269	158	J		2.0	4.0	ug/kg	SBK02	A2-K2-SB19-CM-0.5'-5'	A2	P0	COMP	0.000
160.0000	160			17	57	ug/kg	SBH10	SBH10-0.5-15.0	A3	P0	COMP	0.000
140.0000	140	J	D	15	52	ug/kg	SBJ10	SBJ110-0.5	A3	D		0.500
127.5395	113	J		4.0	8.0	ug/kg	SBL01	A2-L1-SB12-7'-D	A2	P0		7.000
126.3048	121	J		1.0	2.0	ug/kg	SBG02	A1-G2-SB23A-0.5'-D	A1	P0		0.500
115.2381	96.8			1.0	2.0	ug/kg	SBF04	A3-F4-SB55-3'-D	A3	P0		3.000
110.0000	110		D	7.8	26	ug/kg	SBP11	SBP11-0.5	A5	P0		0.500
107.5157	103	J		1.0	2.0	ug/kg	SBK02	A2-K2-SB19-CM-0.5'-5'-Dup	A2	D	COMP	0.000
96.00000	96			8.0	27	ug/kg	SBM13-P2	SBM13-P2-1.0	A5	P0		1.000
95.72030	91.7	J		1.0	2.0	ug/kg	SBE02	A1-E2-SB25-0.5'-D	A1	P0		0.500
89.87470	86.1			1.0	2.0	ug/kg	SBF02	A1-F2-SB24-0.5'-D	A1	P0		0.500
81.51260	67.9			1.0	2.0	ug/kg	SBJ01	A2-J1-SB10-9'-D	A2	P0		9.000
73.00000	73		D	8.9	30	ug/kg	SBJ13-P2	SBJ13-PS2-8.5	A3	P0		8.500
73.00000	73		D	9.8	32	ug/kg	SBS06-P1	SBS06-PS1-3.0	A2	P0		3.000
72.00000	72	J		9.1	30	ug/kg	SBF06	SBF06-8.0	A3	P0		8.000

Notes: Results sorted by: 1) parameter; 2) highest to lowest detected concentration; VQ - ABBL validation flag; LQ - lab qualifier; "J" - the result is an estimated quantity; "D" - analysis required dilution; "B" - analyte detected in blank; composite samples are indicated by the abbreviation "COMP". *The 2006 Tetra Tech results were converted from wet weight to dry weight based on depth-discrete average moisture content measured during ABBL's 2007 investigation (see report Section 1.4.3).

Table 3D
Cover Soil Analytical Results
Detected Organochlorine Pesticide Concentrations

Cover Soil Report
Former CalCompact Landfill
Carson, California

Dry Wt. Conc.*	Reported Conc.*	VQ	LQ	MDL	PQL	Units	Boring ID	Sample ID	Landfill Cell	Primary (P0) or Dup (D)	Com-posite	Depth (ft bgs)
4,4'-DDE												
70.35710	59.1			1.0	2.0	ug/kg	SBF03	A3-F3-SB35-3'-D	A3	P0		3.000
70.00000	70		D	8.0	27	ug/kg	SBO12	SBO12-0.5	A5	P0		0.500
69.00000	69		D	8.4	28	ug/kg	SBR12	SBR12-0.5-15.0	A5	P0	COMP	0.000
69.00000	69		D	8.0	27	ug/kg	SBS08	SBS08-0.5	A2	P0		0.500
68.09520	57.2	J		1.0	2.0	ug/kg	SBG03	A3-G3-SB36-3'-D-Dup	A3	D		3.000
68.00000	68			7.8	26	ug/kg	SBI09	SBI109-0.5	A3	D		0.500
68.00000	68		D	9.2	30	ug/kg	SBI11	SBI11-10.0	A3	P0		10.000
68.00000	68	J	D	15	52	ug/kg	SBJ10	SBJ10-0.5	A3	P0		0.500
64.00000	64			7.8	26	ug/kg	SBI09	SBI09-0.5	A3	P0		0.500
60.00000	60		D	7.9	26	ug/kg	SBQ04	SBQ04-0.5	A2	P0		0.500
59.08140	56.6			1.0	2.0	ug/kg	SBM02	A2-M2-SB17-CM-0.5'-5'	A2	P0	COMP	0.000
58.00000	58		D	8.5	28	ug/kg	SBL06	SBL06-4.5	A4	P0		4.500
57.02380	47.9			1.0	2.0	ug/kg	SBF03	A3-F3-SB35-3'-D-Dup	A3	D		3.000
56.65140	49.4			5.0	10.0	ug/kg	SBH02	A1-H2-SB22-12'-D	A1	P0		12.000
56.57620	54.2			1.0	2.0	ug/kg	SBG04	A3-G4-SB56-CM-0.5'-3'	A3	P0	COMP	0.000
55.00000	55		D	7.8	26	ug/kg	SBO12	SBO112-0.5	A5	D		0.500
54.00000	54	J	D	3.5	12	ug/kg	SBP07	SBP07-25.0	A2	P0		25.000
54.00000	54		D	7.9	26	ug/kg	SBQRST	SBQRST-1.0	A5	P0	COMP	1.000
53.00000	53			3.1	10	ug/kg	SBN12	SBN12-0.5	A5	P0		0.500
52.00000	52			3.2	10	ug/kg	SBG07	SBG07-0.5	A3	P0		0.500
52.00000	52		D	8.2	27	ug/kg	SBP12	SBP12-0.5-5.0	A5	P0	COMP	0.000
50.00000	50		D	3.1	10	ug/kg	SBQRST	SBQRST-0.5	A5	P0	COMP	0.500
47.71630	39.7			1.0	2.0	ug/kg	SBN02	A2-N2-SB16-8'-D	A2	P0		8.000
46.00000	46		D	8.6	29	ug/kg	SBR06	SBR06-0.5-4.0	A2	P0	COMP	0.000
43.84130	42.0			5.0	10.0	ug/kg	SBH02	A1-H2-SB22-CM-0.5'-10'	A1	P0	COMP	0.000
43.00000	43		D	3.2	11	ug/kg	SBIJ	SBIJ-1.0	A3	P0	COMP	1.000
41.76070	37.0			1.0	2.0	ug/kg	SBK01	A2-K1-SB11-7'-D	A2	P0		7.000
38.00000	38			1.5	5.1	ug/kg	SBK09	SBK09-0.5	A4	P0		0.500
37.26190	31.3	J		1.0	2.0	ug/kg	SBI02	A2-I2-SB21-3'-D-Dup	A2	D		3.000
37.00000	37			1.6	5.4	ug/kg	SBP12	SBP12-0.5-5.0D	A5	D	COMP	0.000
37.00000	37			1.5	5.2	ug/kg	SBS12	SBS12-0.5	A5	P0		0.500
35.00000	35			1.7	5.6	ug/kg	SBN13-P1	SBN13-PS1-4.5	A5	P0		4.500
34.00000	34			1.6	5.4	ug/kg	SBL06	SBL06-0.5-2.0	A4	P0	COMP	0.000
33.65380	28.0			1.0	2.0	ug/kg	SBA02	A1-A2-SB29-8'-D	A1	P0		8.000
33.00000	33			1.6	5.2	ug/kg	SBI06	SBI06-0.5	A4	P0		0.500
33.00000	33			1.5	5.1	ug/kg	SBJ09	SBJ09-0.5	A3	P0		0.500
33.00000	33			1.9	6.2	ug/kg	SBJ11	SBJ11-10.0	A3	P0		10.000
33.00000	33			1.8	5.9	ug/kg	SBN04	SBN04-15.0-20.0	A2	P0	COMP	0.000
33.00000	33			1.9	6.4	ug/kg	SBP05	SBP05-26.0	A2	P0		26.000
32.00000	32			1.5	5.2	ug/kg	SBK07	SBK07-0.5	A4	P0		0.500
32.00000	32			1.7	5.8	ug/kg	SBN09	SBN09-0.5-10.0	A4	P0	COMP	0.000
32.00000	32			1.7	5.8	ug/kg	SBN11	SBN11-3.5	A5	P0		3.500
31.90480	26.8	J		1.0	2.0	ug/kg	SBG03	A3-G3-SB36-3'-D	A3	P0		3.000
31.00000	31			1.7	5.6	ug/kg	SBJ04	SBJ04-7.0	A4	P0		7.000
30.00000	30			1.5	5.1	ug/kg	SBI12	SBI12-0.5	A3	P0		0.500

Notes: Results sorted by: 1) parameter; 2) highest to lowest detected concentration; VQ - ABBL validation flag; LQ - lab qualifier; "J" - the result is an estimated quantity; "D" - analysis required dilution; "B" - analyte detected in blank; composite samples are indicated by the abbreviation "COMP". *The 2006 Tetra Tech results were converted from wet weight to dry weight based on depth-discrete average moisture content measured during ABBL's 2007 investigation (see report Section 1.4.3).

Table 3D
Cover Soil Analytical Results
Detected Organochlorine Pesticide Concentrations

Cover Soil Report
Former CalCompact Landfill
Carson, California

Dry Wt. Conc.*	Reported Conc.*	VQ	LQ	MDL	PQL	Units	Boring ID	Sample ID	Landfill Cell	Primary (P0) or Dup (D)	Com-posite	Depth (ft bgs)
4,4'-DDE												
30.00000	30			2.1	6.8	ug/kg	SBR06	SBR06-9.0	A2	P0		9.000
29.00000	29			1.6	5.2	ug/kg	SBIJ	SBIJ-0.5	A3	P0	COMP	0.500
29.00000	29			1.7	5.7	ug/kg	SBQ09	SBQ09-15.0	A4	P0		15.000
29.00000	29			1.6	5.4	ug/kg	SBRS	SBRS-0.5	A5	P0	COMP	0.500
29.00000	29			1.6	5.5	ug/kg	SBRS	SBRS-1.0	A5	P0	COMP	1.000
28.69150	23.9			1.0	2.0	ug/kg	SBJ02	A2-J2-SB20-9'-D	A2	P0		9.000
28.00000	28			1.5	5.2	ug/kg	SBJ09	SBJ109-0.5	A3	D		0.500
28.00000	28			1.7	5.8	ug/kg	SBP13-P2	SBP13-PS2-4.0	A5	P0		4.000
28.00000	28			1.7	5.8	ug/kg	SBS06	SBS06-0.5-5.0	A2	P0	COMP	0.000
27.53950	24.4			1.0	2.0	ug/kg	SBD02	A1-D2-SB26-7'-D	A1	P0		7.000
27.00000	27			1.6	5.3	ug/kg	SBL07	SBL07-0.5-2.5	A4	P0	COMP	0.000
27.00000	27			1.6	5.2	ug/kg	SBM12	SBM12-0.5	A3	P0		0.500
27.00000	27			1.6	5.5	ug/kg	SBO13-P1	SBO13-PS1-3.0	A5	P0		3.000
26.51360	25.4			1.0	2.0	ug/kg	SBL01	A2-L1-SB12-CM-0.5'-5'	A2	P0	COMP	0.000
26.00000	26			3.1	10	ug/kg	SBF	SBF-1.0	A3	P0	COMP	1.000
26.00000	26			1.5	5.1	ug/kg	SBK12	SBK12-7.0	A3	P0		7.000
26.00000	26			1.8	6.1	ug/kg	SBT11	SBT11-9.0	A2	P0		9.000
25.00000	25			1.7	5.8	ug/kg	SBR05	SBR05-0.5-3.0	A2	P0	COMP	0.000
25.00000	25			1.8	6.0	ug/kg	SBS12	SBS12-5.0	A5	P0		5.000
24.00000	24			1.8	5.9	ug/kg	SBKLM2	SBKLM-PS-5.0	A3,	P0	COMP	5.000
24.00000	24			1.5	5.1	ug/kg	SBL12	SBL12-0.5	A3	P0		0.500
24.00000	24			1.9	6.2	ug/kg	SBT10	SBT10-6.5	A2	P0		6.500
23.38200	22.4			5.0	10.0	ug/kg	SBB01	A1-B1-SB2-0.5'-D	A1	P0		0.500
23.00000	23			1.5	5.2	ug/kg	SBM07	SBM07-0.5	A4	P0		0.500
22.00000	22			1.6	5.2	ug/kg	SBEF	SBEF-0.5	A3	P0	COMP	0.500
22.00000	22			1.7	5.7	ug/kg	SBM08	SBM08-0.5-10.0	A4	P0	COMP	0.000
21.00000	21			1.6	5.2	ug/kg	SBH07	SBH07-0.5	A3	P0		0.500
21.00000	21			1.6	5.2	ug/kg	SBK06	SBK06-0.5	A4	P0		0.500
21.00000	21			1.5	5.2	ug/kg	SBM10	SBM10-0.5	A4	P0		0.500
20.56370	19.7			5.0	10.0	ug/kg	SBA01	A1-A1-SB1-0.5'-D	A1	P0		0.500
20.45930	19.6			1.0	2.0	ug/kg	SBJ02	A2-J2-SB20-CM-0.5'-5'	A2	P0	COMP	0.000
20.25050	19.4			4.0	8.0	ug/kg	SBL02	A2-L2-SB18-CM-0.5'-5'	A2	P0	COMP	0.000
20.00000	20			1.9	6.2	ug/kg	SBL04	SBL04-4.0	A4	P0		4.000
20.00000	20			1.7	5.6	ug/kg	SBL05	SBL05-4.0	A4	P0		4.000
20.00000	20			1.5	5.1	ug/kg	SBM13-P2	SBM13-P2-0.5	A5	P0		0.500
19.47740	16.4	J		1.0	2.0	ug/kg	SBL02	A2-L2-SB18-10'-D	A2	P0		10.000
19.00000	19			1.6	5.2	ug/kg	SBK03	SBK03-0.5	A4	P0		0.500
19.00000	19			1.6	5.2	ug/kg	SBK10	SBK10-0.5	A3	P0		0.500
19.00000	19			1.5	5.2	ug/kg	SBL11	SBL11-0.5	A3	P0		0.500
19.00000	19			1.6	5.2	ug/kg	SBM09	SBM09-0.5	A4	P0		0.500
19.00000	19			1.6	5.5	ug/kg	SBN10	SBN10-0.5-5.0	A4	P0	COMP	0.000
19.00000	19			1.8	6.1	ug/kg	SBO08	SBO08-10.0	A4	P0		10.000
18.68480	17.9			1.0	2.0	ug/kg	SBE02	A1-E2-SB25-0.5'-D-Dup	A1	D		0.500
18.26720	17.5			1.0	2.0	ug/kg	SBH01	A1-H1-SB8-0.5'-D	A1	P0		0.500
18.00000	18			1.6	5.2	ug/kg	SBEF	SBEF-1.0	A3	P0	COMP	1.000

Notes: Results sorted by: 1) parameter; 2) highest to lowest detected concentration; VQ - ABBL validation flag; LQ - lab qualifier; "J" - the result is an estimated quantity; "D" - analysis required dilution; "B" - analyte detected in blank; composite samples are indicated by the abbreviation "COMP". *The 2006 Tetra Tech results were converted from wet weight to dry weight based on depth-discrete average moisture content measured during ABBL's 2007 investigation (see report Section 1.4.3).

Table 3D
Cover Soil Analytical Results
Detected Organochlorine Pesticide Concentrations

Cover Soil Report
Former CalCompact Landfill
Carson, California

Dry Wt. Conc.*	Reported Conc.*	VQ	LQ	MDL	PQL	Units	Boring ID	Sample ID	Landfill Cell	Primary (P0) or Dup (D)	Com-posite	Depth (ft bgs)
4,4'-DDE												
18.00000	18	J		1.6	5.2	ug/kg	SBGH	SBGH-1.0	A3	P0	COMP	1.000
17.32780	16.6			4.0	8.0	ug/kg	SBL02	A2-L2-SB18-CM-0.5'-5'-Dup	A2	D	COMP	0.000
17.00000	17			1.5	5.2	ug/kg	SBF	SBF-0.5	A3	P0	COMP	0.500
17.00000	17			1.8	6.0	ug/kg	SBH09	SBH09-14.0	A3	P0		14.000
17.00000	17			1.7	5.8	ug/kg	SBJ11	SBJ11-0.5-5.0	A3	P0	COMP	0.000
17.00000	17			1.8	6.0	ug/kg	SBN08	SBN08-18.5	A4	P0		18.500
17.00000	17			1.6	5.3	ug/kg	SBTUV	SBTUV-0.5	A2,	P0	COMP	0.500
16.28390	15.6			1.0	2.0	ug/kg	SBL03	A2-L3-SB41-CM-0.5'-5'	A2	P0	COMP	0.000
16.07520	15.4	J		1.0	2.0	ug/kg	SBG02	A1-G2-SB23A-0.5'-D-Dup	A1	D		0.500
16.00000	16			1.6	5.4	ug/kg	SBF05	SBF05-0.5-2.0	A3	P0	COMP	0.000
16.00000	16			1.6	5.5	ug/kg	SBFG	SBFG-1.0	A3	P0	COMP	1.000
16.00000	16			1.5	5.2	ug/kg	SBGH	SBGH-0.5	A3	P0	COMP	0.500
16.00000	16			1.6	5.3	ug/kg	SBKLM	SBKLM-1.0	A3	P0	COMP	1.000
15.95240	13.4	J		1.0	2.0	ug/kg	SBI02	A2-I2-SB21-3'-D	A2	P0		3.000
15.65760	15.0			1.0	2.0	ug/kg	SBC02	A1-C2-SB27-CM-0.5'-5'	A1	P0	COMP	0.000
15.38460	12.8			1.0	2.0	ug/kg	SBB02	A1-B2-SB28-8'-D	A1	P0		8.000
15.00000	15			1.5	5.2	ug/kg	SBFG	SBFG-0.5	A3	P0	COMP	0.500
15.00000	15			1.6	5.2	ug/kg	SBNOP	SBNOP-0.5	A5	P0	COMP	0.500
15.00000	15	J		1.9	6.3	ug/kg	SBQ04	SBQ04-4.0	A2	P0		4.000
15.00000	15			1.7	5.6	ug/kg	SBT08	SBT08-0.5-5.0	A2	P0	COMP	0.000
15.00000	15			1.6	5.4	ug/kg	SBTUV	SBTUV-1.0	A2,	P0	COMP	1.000
14.71960	12.6	J		1.0	2.0	ug/kg	SBE02	A1-E2-SB25-5'-D-Dup	A1	D		5.000
14.22120	12.6	J		1.0	2.0	ug/kg	SBK02	A2-K2-SB19-7'-D	A2	P0		7.000
14.00000	14			1.6	5.4	ug/kg	SBJ04	SBJ04-0.5-2.0	A4	P0	COMP	0.000
14.00000	14			1.7	5.8	ug/kg	SBL12	SBL12-5.0	A3	P0		5.000
14.00000	14			1.7	5.6	ug/kg	SBN08	SBN08-0.5-14.0	A4	P0	COMP	0.000
14.00000	14			1.6	5.2	ug/kg	SBN11	SBN11-0.5	A5	P0		0.500
14.00000	14			1.5	5.2	ug/kg	SBS09	SBS09-0.5	A2	P0		0.500
13.00000	13	J		1.6	5.2	ug/kg	SBG05	SBG05-0.5	A3	P0		0.500
13.00000	13			1.5	5.2	ug/kg	SBJ08	SBJ08-0.5	A3	P0		0.500
13.00000	13			1.6	5.3	ug/kg	SBKLM	SBKLM-0.5	A3	P0	COMP	0.500
13.00000	13			1.8	6.0	ug/kg	SBM08	SBM08-10.0	A4	P0		10.000
13.00000	13			1.6	5.3	ug/kg	SBQ06	SBQ06-0.5	A2	P0		0.500
12.73490	12.2			5.0	10.0	ug/kg	SBM03	A2-M3-SB42-CM-0.5'-5'-Dup	A2	D	COMP	0.000
12.10860	11.6			4.0	8.0	ug/kg	SBM03	A2-M3-SB42-CM-0.5'-5'	A2	P0	COMP	0.000
12.00000	12			1.7	5.8	ug/kg	SBK04	SBK04-4.0	A4	P0		4.000
12.00000	12			1.5	5.2	ug/kg	SBL10	SBL10-0.5	A4	P0		0.500
12.00000	12			1.7	5.6	ug/kg	SBP10	SBP10-0.5-10.0	A4	P0	COMP	0.000
12.00000	12	J		1.6	5.4	ug/kg	SBPQ	SBPQ0.5	A5	P0	COMP	0.500
12.00000	12			1.8	6.1	ug/kg	SBS10	SBS10-13.0	A2	P0		13.000
12.00000	12			1.9	6.2	ug/kg	SBT08-P1	SBT08-PS1-3.0	A2	P0		3.000
12.00000	12			1.6	5.2	ug/kg	SBT09	SBT09-0.5	A2	P0		0.500
12.00000	12			1.6	5.4	ug/kg	SBT11	SBT11-0.5-5.0	A2	P0	COMP	0.000
11.00000	11			1.5	5.2	ug/kg	SBH08	SBH08-0.5	A3	P0		0.500
11.00000	11			1.6	5.4	ug/kg	SBK12	SBK12-0.5-2.0	A3	P0	COMP	0.000

Notes: Results sorted by: 1) parameter; 2) highest to lowest detected concentration; VQ - ABBL validation flag; LQ - lab qualifier; "J" - the result is an estimated quantity; "D" - analysis required dilution; "B" - analyte detected in blank; composite samples are indicated by the abbreviation "COMP". *The 2006 Tetra Tech results were converted from wet weight to dry weight based on depth-discrete average moisture content measured during ABBL's 2007 investigation (see report Section 1.4.3).

Table 3D
Cover Soil Analytical Results
Detected Organochlorine Pesticide Concentrations

Cover Soil Report
Former CalCompact Landfill
Carson, California

Dry Wt. Conc.*	Reported Conc.*	VQ	LQ	MDL	PQL	Units	Boring ID	Sample ID	Landfill Cell	Primary (P0) or Dup (D)	Com-posite	Depth (ft bgs)
4,4'-DDE												
11.00000	11			1.7	5.7	ug/kg	SBM13-P2	SBM13-PS2-7.5	A5	P0		7.500
11.00000	11			1.7	5.8	ug/kg	SBR07	SBR07-0.5-6.0	A2	P0	COMP	0.000
11.00000	11			1.6	5.4	ug/kg	SBR13-P1	SBR13-PS1-11.5	A5	P0		11.500
11.00000	11			1.9	6.3	ug/kg	SBS09	SBS09-3.5	A2	P0		3.500
11.00000	11			1.7	5.6	ug/kg	SBUV	SBUV-1.0	A2	P0	COMP	1.000
10.21920	9.79	J		1.0	2.0	ug/kg	SBI02	A2-I2-SB21-0.5'-D-Dup	A2	D		0.500
10.00000	10	J		1.8	6.0	ug/kg	SBT07-P1	SBT107-PS1-3.0	A2	D		3.000
10.00000	10			1.6	5.4	ug/kg	SBU10	SBU10-0.5-5.0	A2	P0	COMP	0.000
9.900000	9.9			1.9	6.2	ug/kg	SBP10	SBP10-15.0	A4	P0		15.000
9.600000	9.6			1.7	5.8	ug/kg	SBU09	SBU09-0.5-10.0	A2	P0	COMP	0.000
9.561600	9.16			4.0	8.0	ug/kg	SBM01	A2-M1-SB13-CM-0.5'-5'	A2	P0	COMP	0.000
9.200000	9.2			1.7	5.7	ug/kg	SBPQ	SBPQ-1.0	A5	P0	COMP	1.000
9.000000	9.0			1.6	5.2	ug/kg	SBK04	SBK04-0.5	A4	P0		0.500
9.000000	9.0			1.7	5.6	ug/kg	SBS07	SBS07-0.5-5.0	A2	P0	COMP	0.000
8.900000	8.9			1.7	5.8	ug/kg	SBQ13-P1	SBQ13-PS1-7.5	A5	P0		7.500
8.800000	8.8			1.7	5.7	ug/kg	SBK03	SBK03-4.0	A4	P0		4.000
8.800000	8.8			1.7	5.8	ug/kg	SBP10	SBP110-15.0	A4	D		15.000
8.789100	8.42			1.0	2.0	ug/kg	SBP03	A2-P3-SB45-CM-0.5'-10'	A2	P0	COMP	0.000
8.734900	7.25			1.0	2.0	ug/kg	SBA01	A1-A1-SB1-4'-D	A1	P0		4.000
8.716100	8.35		J	5.0	10.0	ug/kg	SBH04	A3-H4-SB55-0.5'-D	A3	P0		0.500
8.700000	8.7			1.6	5.4	ug/kg	SBNO	SBNO-0.5	A5	P0	COMP	0.500
8.600000	8.6	J		1.6	5.2	ug/kg	SBH05	SBH105-0.5	A3	D		0.500
8.551100	7.20			1.0	2.0	ug/kg	SBN03	A2-N3-SB43-10'-D	A2	P0		10.000
8.319400	7.97			1.0	2.0	ug/kg	SBE01	A1-E1-SB5-0.5'-D	A1	P0		0.500
8.300000	8.3			1.7	5.6	ug/kg	SBU12	SBU12-0.5-2.0	A2	P0	COMP	0.000
8.137700	7.21			1.0	2.0	ug/kg	SBM01	A2-M1-SB13-7'-D	A2	P0		7.000
8.100000	8.1			1.8	6.0	ug/kg	SBN10	SBN10-9.0	A4	P0		9.000
8.100000	8.1			1.6	5.4	ug/kg	SBQ11	SBQ11-0.5-10.0	A5	P0	COMP	0.000
8.100000	8.1			1.9	6.5	ug/kg	SBT07-P2	SBT07-PS2-3.5	A2	P0		3.500
8.000000	8.0			1.7	5.7	ug/kg	SBP07	SBP07-15.0-20.0	A2	P0	COMP	0.000
7.800000	7.8	J		1.9	6.3	ug/kg	SBU09-P1	SBU09-PS1-4.0	A2	P0		4.000
7.724400	7.40			1.0	2.0	ug/kg	SBH03	A3-H3-SB37-0.5'-D	A3	P0		0.500
7.700000	7.7			1.7	5.8	ug/kg	SBN01	SBN01-2T1-2T2	A2	P0	COMP	0.000
7.600000	7.6			1.6	5.2	ug/kg	SBM11	SBM11-0.5	A3	P0		0.500
7.411300	7.10			1.0	2.0	ug/kg	SBE03	A3-E3-SB34-CM-0.5'-5'	A3	P0	COMP	0.000
7.400000	7.4			1.6	5.3	ug/kg	SBI03	SBI03-0.5	A4	P0		0.500
7.400000	7.4			1.7	5.8	ug/kg	SBP06	SBP06-15.0-20.0	A2	P0	COMP	0.000
7.400000	7.4			1.6	5.2	ug/kg	SBU11	SBU11-0.5	A2	P0		0.500
7.300000	7.3			1.7	5.6	ug/kg	SBF06	SBF06-0.5-4.0	A3	P0	COMP	0.000
7.300000	7.3			1.5	5.2	ug/kg	SBI05	SBI05-0.5	A4	P0		0.500
7.200000	7.2			1.9	6.4	ug/kg	SBQ04-T2	SBQ04-T2-4.5	A2	P0		4.500
7.200000	7.2	J		1.9	6.2	ug/kg	SBR10	SBR110-9.5	A5	D		9.500
7.000000	7.0			1.6	5.2	ug/kg	SBK11	SBK11-0.5	A3	P0		0.500
6.988100	5.87			1.0	2.0	ug/kg	SBI01	A2-I1-SB9-3'-D	A2	P0		3.000
6.800000	6.8	J		1.6	5.2	ug/kg	SBG05	SBG105-0.5	A3	D		0.500

Notes: Results sorted by: 1) parameter; 2) highest to lowest detected concentration; VQ - ABBL validation flag; LQ - lab qualifier; "J" - the result is an estimated quantity; "D" - analysis required dilution; "B" - analyte detected in blank; composite samples are indicated by the abbreviation "COMP". *The 2006 Tetra Tech results were converted from wet weight to dry weight based on depth-discrete average moisture content measured during ABBL's 2007 investigation (see report Section 1.4.3).

Table 3D
Cover Soil Analytical Results
Detected Organochlorine Pesticide Concentrations

Cover Soil Report
Former CalCompact Landfill
Carson, California

Dry Wt. Conc.*	Reported Conc.*	VQ	LQ	MDL	PQL	Units	Boring ID	Sample ID	Landfill Cell	Primary (P0) or Dup (D)	Com-posite	Depth (ft bgs)
4,4'-DDE												
6.800000	6.8			1.7	5.6	ug/kg	SBT12	SBT12-0.5-5.0	A5	P0	COMP	0.000
6.700000	6.7			1.5	5.1	ug/kg	SBO11	SBO11-0.5	A5	P0		0.500
6.629800	6.00		J	5.0	10.0	ug/kg	SBH03	A3-H3-SB37-2'-D	A3	P0		2.000
6.600000	6.6			1.6	5.4	ug/kg	SBUV	SBUV-0.5	A2	P0	COMP	0.500
6.600000	6.6			1.6	5.4	ug/kg	SBV11	SBV11-0.5-1.5	A2	P0	COMP	0.000
6.532100	5.50	J		2.0	4.0	ug/kg	SBL02	A2-L2-SB18-10'-D-Dup	A2	D		10.000
6.500000	5.46	J		1.0	2.0	ug/kg	SBG02	A1-G2-SB23A-3'-D	A1	P0		3.000
6.467300	5.73			1.0	2.0	ug/kg	SBC02	A1-C2-SB27-7'-D	A1	P0		7.000
6.456000	5.72	J		1.0	2.0	ug/kg	SBK02	A2-K2-SB19-7'-D-Dup	A2	D		7.000
6.400000	6.4			1.7	5.6	ug/kg	SBU09-T1	SBU09-T1-0.5-3.0	A2	P0	COMP	0.000
6.200000	6.2			1.6	5.2	ug/kg	SBK05	SBK05-0.5	A4	P0		0.500
6.200000	6.2	J		1.6	5.5	ug/kg	SBR09	SBR09-0.5-10.0D	A2	D	COMP	0.000
6.100000	6.1			1.6	5.2	ug/kg	SBM06	SBM06-0.5	A4	P0		0.500
6.100000	6.1			1.6	5.5	ug/kg	SBO04	SBO04-0.5-5.0	A2	P0	COMP	0.000
6.100000	6.1			1.6	5.4	ug/kg	SBV12	SBV12-0.5-1.5	A2	P0	COMP	0.000
6.012500	5.76			1.0	2.0	ug/kg	SBA02	A1-A2-SB29-CM-0.5'-5'	A1	P0	COMP	0.000
6.000000	6.0			1.6	5.5	ug/kg	SBQ07	SBQ07-0.5-5.0	A2	P0	COMP	0.000
6.000000	6.0			1.7	5.8	ug/kg	SBR08	SBR08-9.0	A2	P0		9.000
5.991600	5.74	J		1.0	2.0	ug/kg	SBK02	A2-K2-SB19-0.5'-C	A2	P0		0.500
5.918600	5.67	J		1.0	2.0	ug/kg	SBF03	A3-F3-SB35-0.5'-D	A3	P0		0.500
5.900000	5.9			1.6	5.4	ug/kg	SBQ12	SBQ12-0.5-10	A5	P0	COMP	0.000
5.887300	5.64			1.0	2.0	ug/kg	SBD02	A1-D2-SB26-CM-0.5'-5'	A1	P0	COMP	0.000
5.800000	5.8			1.5	5.1	ug/kg	SBI07	SBI07-0.5	A3	P0		0.500
5.800000	5.8		J	1.8	5.9	ug/kg	SBR09	SBR09-15.5	A2	P0		15.500
5.800000	5.8		J	1.8	6.0	ug/kg	SBU09	SBU09-13.0	A2	P0		13.000
5.666300	4.72			2.0	4.0	ug/kg	SBO03	A2-O3-SB44-9'-D	A2	P0		9.000
5.510700	4.64	J		1.0	2.0	ug/kg	SBM03	A2-M3-SB42-10'-D-Dup	A2	D		10.000
5.500000	5.5			1.6	5.2	ug/kg	SBL05	SBL05-0.5	A4	P0		0.500
5.500000	5.5		J	1.7	5.8	ug/kg	SBO09	SBO09-0.5-10.0	A4	P0	COMP	0.000
5.500000	5.5	J	J	1.8	6.1	ug/kg	SBR05	SBR05-8.0	A2	P0		8.000
5.458600	4.94			1.0	2.0	ug/kg	SBD01	A1-D1-SB4-2'-D	A1	P0		2.000
5.400000	5.4		J	1.8	6.1	ug/kg	SBM13-P1	SBM13-PS1-5.0	A3	P0		5.000
5.400000	5.4		J	1.6	5.4	ug/kg	SBU09-T3	SBU09-T3-0.5-3.5	A2	P0	COMP	0.000
5.300000	5.3		J	1.8	5.9	ug/kg	SBM05	SBM05-5.0	A4	P0		5.000
5.300000	5.3		J	1.7	5.8	ug/kg	SBP07	SBP07-15.0-20.0D	A2	D	COMP	0.000
5.200000	5.2	J		1.5	5.1	ug/kg	SBI08	SBI08-0.5	A3	P0		0.500
5.200000	5.2		J	1.7	5.8	ug/kg	SBQ08	SBQ08-9.0	A2	P0		9.000
5.100000	5.1		J	1.7	5.7	ug/kg	SBG09	SBG09-0.5-15.0	A3	P0	COMP	0.000
5.100000	5.1		J	1.9	6.2	ug/kg	SBO02-P1	SBO02-PS1-3.5	A2	P0		3.500
5.000000	5.0		J	1.7	5.7	ug/kg	SBI12	SBI12-5.0	A3	P0		5.000
5.000000	5.0		J	1.7	5.8	ug/kg	SBO05	SBO05-20.0	A2	P0		20.000
5.000000	5.0		J	1.7	5.6	ug/kg	SBT10	SBT10-0.5-3.0	A2	P0	COMP	0.000
4.900000	4.9		J	1.6	5.4	ug/kg	SBNO	SBNO-1.0	A5	P0	COMP	1.000
4.900000	4.9		J	1.7	5.7	ug/kg	SBP09	SBP09-0.5-10.0	A4	P0	COMP	0.000
4.800000	4.8		J	1.6	5.3	ug/kg	SBJ07	SBJ07-0.5	A4	P0		0.500

Notes: Results sorted by: 1) parameter; 2) highest to lowest detected concentration; VQ - ABBL validation flag; LQ - lab qualifier; "J" - the result is an estimated quantity; "D" - analysis required dilution; "B" - analyte detected in blank; composite samples are indicated by the abbreviation "COMP". *The 2006 Tetra Tech results were converted from wet weight to dry weight based on depth-discrete average moisture content measured during ABBL's 2007 investigation (see report Section 1.4.3).

Table 3D
Cover Soil Analytical Results
Detected Organochlorine Pesticide Concentrations

Cover Soil Report
Former CalCompact Landfill
Carson, California

Dry Wt. Conc.*	Reported Conc.*	VQ	LQ	MDL	PQL	Units	Boring ID	Sample ID	Landfill Cell	Primary (P0) or Dup (D)	Com-posite	Depth (ft bgs)
4,4'-DDE												
4.800000	4.8		J	1.6	5.3	ug/kg	SBTU	SBTU-0.5	A2	P0	COMP	0.500
4.697300	4.50			1.0	2.0	ug/kg	SBD01	A1-D1-SB4-0.5'-D	A1	P0		0.500
4.600000	4.6		J	1.7	5.6	ug/kg	SBV09-T2	SBV09-T2-0.5-5.0	A2	P0	COMP	0.000
4.552800	3.97			1.0	2.0	ug/kg	SBP03	A2-P3-SB45-12'-D	A2	P0		12.000
4.506000	3.74			1.0	2.0	ug/kg	SBH01	A1-H1-SB8-4'-D	A1	P0		4.000
4.500000	4.5		J	1.9	6.2	ug/kg	SBEF	SBEF-PS-5.0	A3	P0	COMP	5.000
4.500000	4.5		J	1.7	5.8	ug/kg	SBP04	SBP04-0.5-10.0	A2	P0	COMP	0.000
4.500000	4.5		J	1.6	5.4	ug/kg	SBQ08	SBQ08-0.5-5.0	A2	P0	COMP	0.000
4.500000	4.5		J	1.7	5.8	ug/kg	SBQ10	SBQ10-0.5-10.0	A4	P0	COMP	0.000
4.400000	4.4		J	1.7	5.8	ug/kg	SBQ09	SBQ09-0.5-10.0	A4	P0	COMP	0.000
4.400000	4.4		J	1.8	6.0	ug/kg	SBR05-T2	SBR05-T2-5.5	A2	P0		5.500
4.300000	4.3		J	1.7	5.7	ug/kg	SBJ03	SBJ03-6.5	A4	P0		6.500
4.300000	4.3		J	1.7	5.8	ug/kg	SBO05	SBO05-0.5-15.0	A2	P0	COMP	0.000
4.200000	4.2		J	1.6	5.5	ug/kg	SBV09-T1	SBV09-T1-0.5-5.0	A2	P0	COMP	0.000
4.194700	3.49			1.0	2.0	ug/kg	SBL03	A2-L3-SB41-8'-D	A2	P0		8.000
4.047600	3.40	J	J	2.0	4.0	ug/kg	SBG02	A1-G2-SB23A-3'-D-Dup	A1	D		3.000
4.000000	4.0		J	1.6	5.4	ug/kg	SBU08-T1	SBU08-T1-T2	A2	P0	COMP	0.000
4.000000	4.0		J	2.0	6.8	ug/kg	SBU09-P2	SBU09-PS2-3.5	A2	P0		3.500
3.800000	3.8		J	1.9	6.4	ug/kg	SBP03-P1	SBP03-PS1-4.5	A2	P0		4.500
3.715000	3.18	J		1.0	2.0	ug/kg	SBE02	A1-E2-SB25-5'-D	A1	P0		5.000
3.700000	3.7		J	1.7	5.7	ug/kg	SBE04-P1	SBE04-PS1-3.0	A3	P0		3.000
3.700000	3.7		J	1.7	5.8	ug/kg	SBH10	SBH10-5.0	A3	P0		5.000
3.700000	3.7		J	1.6	5.2	ug/kg	SBI04	SBI04-0.5-3.0	A4	P0	COMP	0.000
3.700000	3.7		J	1.5	5.1	ug/kg	SBL04	SBL04-0.5	A4	P0		0.500
3.700000	3.7		J	1.7	5.7	ug/kg	SBO02-T1	SBO02-T1-T2	A2	P0	COMP	0.000
3.700000	3.7		J	1.7	5.8	ug/kg	SBP08	SBP08-24.5	A4	P0		24.500
3.700000	3.7		J	1.6	5.3	ug/kg	SBS11	SBS11-0.5	A5	P0		0.500
3.700000	3.7		J	1.7	5.7	ug/kg	SBU09-T2	SBU09-T2-0.5-10.0	A2	P0	COMP	0.000
3.600000	3.6	J	J	1.6	5.2	ug/kg	SBH05	SBH05-0.5	A3	P0		0.500
3.600000	3.6		J	1.7	5.8	ug/kg	SBO06	SBO06-20.0	A2	P0		20.000
3.600000	3.6		J	1.6	5.4	ug/kg	SBR10	SBR10-0.5-5.0	A5	P0	COMP	0.000
3.600000	3.6		J	1.8	6.0	ug/kg	SBV09-T2	SBV09-T2-9.0	A2	P0		9.000
3.600000	3.6		J	1.5	5.2	ug/kg	SBV09-T3	SBV09-T3-0.5-3.0	A2	P0	COMP	0.000
3.549100	3.40			1.0	2.0	ug/kg	SBO02	A2-O2-SB15-CM-0.5'-5'	A2	P0	COMP	0.000
3.500000	3.5		J	1.7	5.6	ug/kg	SBJ13-P1	SBJ13-PS1-2.5	A3	P0		2.500
3.500000	3.5		J	1.7	5.6	ug/kg	SBO09	SBO09-15.0-20.0	A4	P0	COMP	0.000
3.500000	3.5		J	1.7	5.8	ug/kg	SBT08	SBT08-9.0	A2	P0		9.000
3.496900	3.35			1.0	2.0	ug/kg	SBG01	A1-G1-SB7-0.5'-D	A1	P0		0.500
3.402900	3.26			1.0	2.0	ug/kg	SBK01	A2-K1-SB11-CM-0.5'-5'	A2	P0	COMP	0.000
3.400000	3.4		J	1.8	6.0	ug/kg	SBN09	SBN09-10.0	A4	P0		10.000
3.400000	3.4		J	1.9	6.2	ug/kg	SBV11	SBV11-6.0	A2	P0		6.000
3.300000	3.3		J	1.6	5.2	ug/kg	SBJ06	SBJ06-0.5	A4	P0		0.500
3.300000	3.3		J	1.9	6.2	ug/kg	SBN01-T2	SBN01-T2-4.5	A2	P0		4.500
3.300000	3.3		J	1.9	6.4	ug/kg	SBQ05	SBQ05-15.0-17.0	A2	P0	COMP	0.000
3.248600	2.94			1.0	2.0	ug/kg	SBB01	A1-B1-SB2-2'-D	A1	P0		2.000

Notes: Results sorted by: 1) parameter; 2) highest to lowest detected concentration; VQ - ABBL validation flag; LQ - lab qualifier; "J" - the result is an estimated quantity; "D" - analysis required dilution; "B" - analyte detected in blank; composite samples are indicated by the abbreviation "COMP". *The 2006 Tetra Tech results were converted from wet weight to dry weight based on depth-discrete average moisture content measured during ABBL's 2007 investigation (see report Section 1.4.3).

Table 3D
Cover Soil Analytical Results
Detected Organochlorine Pesticide Concentrations

Cover Soil Report
Former CalCompact Landfill
Carson, California

Dry Wt. Conc.*	Reported Conc.*	VQ	LQ	MDL	PQL	Units	Boring ID	Sample ID	Landfill Cell	Primary (P0) or Dup (D)	Com-posite	Depth (ft bgs)
4,4'-DDE												
3.235900	3.10			1.0	2.0	ug/kg	SBC03	A3-C3-SB32-CM-0.5'-5'	A3	P0	COMP	0.000
3.225500	3.09			1.0	2.0	ug/kg	SBJ01	A3-J1-SB10-CM-0.5'-4'	A3	P0	COMP	0.000
3.200000	3.2		J	1.5	5.2	ug/kg	SBK08	SBK08-0.5	A4	P0		0.500
3.200000	3.2	J	J	1.7	5.6	ug/kg	SBR09	SBR09-0.5-10.0	A2	P0	COMP	0.000
3.200000	3.2		J	1.7	5.8	ug/kg	SBS10	SBS10-0.5-8.0	A2	P0	COMP	0.000
3.200000	3.2		J	1.6	5.3	ug/kg	SBTU	SBTU-1.0	A2	P0	COMP	1.000
3.152400	3.02			1.0	2.0	ug/kg	SBD03	A3-D3-SB33-CM-0.5'-5'	A3	P0	COMP	0.000
3.137000	2.61			1.0	2.0	ug/kg	SBN01	A2-N1-SB14-8'-D	A2	P0		8.000
3.100000	3.1		J	1.8	6.1	ug/kg	SBIJ	SBIJ-PS-5.0	A3	P0	COMP	5.000
3.100000	3.1		J	1.9	6.4	ug/kg	SBU09-P2	SBU109-PS2-3.5	A2	D		3.500
3.000000	3.0		J	1.7	5.6	ug/kg	SBP07	SBP07-0.5-10.0	A2	P0	COMP	0.000
3.000000	3.0		J	1.8	6.0	ug/kg	SBP09	SBP09-20.0	A4	P0		20.000
3.000000	3.0		J	1.6	5.5	ug/kg	SBR08	SBR08-0.5-5.0	A2	P0	COMP	0.000
2.900000	2.9		J	1.7	5.7	ug/kg	SBJ12	SBJ12-0.5-5.0	A3	P0	COMP	0.000
2.900000	2.9		J	1.7	5.7	ug/kg	SBO01-P1	SBO01-PS1-4.5	A2	P0		4.500
2.900000	2.9		J	2.0	6.6	ug/kg	SBO12	SBO12-4.0	A5	P0		4.000
2.900000	2.9		J	1.9	6.2	ug/kg	SBQ04-P1	SBQ04-PS1-3.0	A2	P0		3.000
2.900000	2.9		J	1.9	6.5	ug/kg	SBS08	SBS08-6.0	A2	P0		6.000
2.881000	2.76			1.0	2.0	ug/kg	SBN02	A2-N2-SB16-CM-0.5'-5'	A2	P0	COMP	0.000
2.881000	2.76			2.0	4.0	ug/kg	SBN03	A2-N3-SB43-CM-0.5'-5'	A2	P0	COMP	0.000
2.800000	2.8		J	1.6	5.5	ug/kg	SBM04	SBM04-15.0	A2	P0		15.000
2.800000	2.8		J	1.7	5.6	ug/kg	SBN04	SBN04-0.5-10.0	A2	P0	COMP	0.000
2.800000	2.8		J	1.8	6.1	ug/kg	SBV10-T1	SBV10-T1-4.5	A2	P0		4.500
2.700000	2.7		J	1.7	5.7	ug/kg	SBH09	SBH09-0.5-10.0	A3	P0	COMP	0.000
2.700000	2.7		J	1.6	5.2	ug/kg	SBI10	SBI10-0.5	A3	P0		0.500
2.700000	2.7		J	1.5	5.2	ug/kg	SBM05	SBM05-0.5	A4	P0		0.500
2.700000	2.7		J	1.8	6.0	ug/kg	SBP09	SBP09-24.5	A4	P0		24.500
2.700000	2.7		J	1.5	5.2	ug/kg	SBR11	SBR11-0.5	A5	P0		0.500
2.630500	2.52		J	2.0	4.0	ug/kg	SBB03	A3-B3-SB31-CM-0.5'-8'	A3	P0	COMP	0.000
2.601000	2.19	J		1.0	2.0	ug/kg	SBM03	A2-M3-SB42-10'-D	A2	P0		10.000
2.400000	2.4		J	1.7	5.8	ug/kg	SBN07	SBN07-0.5-10.0	A4	P0	COMP	0.000
2.400000	2.4		J	1.7	5.6	ug/kg	SBP08	SBP08-0.5-10.0	A4	P0	COMP	0.000
2.380000	2.28			1.0	2.0	ug/kg	SBA03	A3-A3-SB30-0.5'-D	A3	P0		0.500
2.300000	2.3		J	1.7	5.8	ug/kg	SBQ10	SBQ10-12.5	A4	P0		12.500
2.300000	2.3		J	1.8	6.0	ug/kg	SBU12	SBU12-7.0	A2	P0		7.000
2.300000	2.3		J	1.6	5.4	ug/kg	SBV10-T4	SBV10-T4-T3	A2	P0	COMP	0.000
2.200000	2.2		J	1.6	5.5	ug/kg	SBN05	SBN05-0.5-10.0	A2	P0	COMP	0.000
2.200000	2.2		J	2.0	6.7	ug/kg	SBP03-T2	SBP03-T2-4.0	A2	P0		4.000
2.200000	2.2		J	1.6	5.5	ug/kg	SBP05	SBP05-0.5-10.0	A2	P0	COMP	0.000
2.100000	2.1		J	1.7	5.8	ug/kg	SBO07	SBO07-0.5-15.0	A4	P0	COMP	0.000
2.100000	2.1		J	1.9	6.2	ug/kg	SBQ06	SBQ06-5.0	A2	P0		5.000
2.100000	2.1		J	1.9	6.2	ug/kg	SBS06-T2	SBS06-T2-7.5	A2	P0		7.500
1.900000	1.9		J	1.7	5.8	ug/kg	SBP09	SBP09-15.0-20.0	A4	P0	COMP	0.000
1.900000	1.9		J	1.7	5.8	ug/kg	SBTUV	SBTUV-PS-5.0	A2,	P0	COMP	5.000
1.800000	1.8		J	1.7	5.8	ug/kg	SBM08	SBM08-14.5	A4	P0		14.500

Notes: Results sorted by: 1) parameter; 2) highest to lowest detected concentration; VQ - ABBL validation flag; LQ - lab qualifier; "J" - the result is an estimated quantity; "D" - analysis required dilution; "B" - analyte detected in blank; composite samples are indicated by the abbreviation "COMP". *The 2006 Tetra Tech results were converted from wet weight to dry weight based on depth-discrete average moisture content measured during ABBL's 2007 investigation (see report Section 1.4.3).

Table 3D
Cover Soil Analytical Results
Detected Organochlorine Pesticide Concentrations

Cover Soil Report
Former CalCompact Landfill
Carson, California

Dry Wt. Conc.*	Reported Conc.*	VQ	LQ	MDL	PQL	Units	Boring ID	Sample ID	Landfill Cell	Primary (P0) or Dup (D)	Com-posite	Depth (ft bgs)
4,4'-DDE												
1.800000	1.8	J	J	1.8	6.0	ug/kg	SBT07-P1	SBT07-PS1-3.0	A2	P0		3.000
1.617000	1.41		J	1.0	2.0	ug/kg	SBD03	A3-D3-SB33-12'-D	A3	P0		12.000
1.544900	1.48		J	1.0	2.0	ug/kg	SBC01	A1-C1-SB3-0.5'-D	A1	P0		0.500
1.169100	1.12		J	1.0	2.0	ug/kg	SBF04	A3-F4-SB55-0.5'-D	A3	P0		0.500
4,4'-DDT												
3700.000	3700		D	430	1300	ug/kg	SBG07	SBG07-0.5	A3	P0		0.500
850.0000	850		D	36	110	ug/kg	SBJ03	SBJ03-0.5-3.0	A4	P0	COMP	0.000
460.0000	460		D	35	110	ug/kg	SBO08	SBO08-0.5-5.0	A4	P0	COMP	0.000
382.0459	366			5.0	10.0	ug/kg	SBB01	A1-B1-SB2-0.5'-D	A1	P0		0.500
324.7664	278	J		1.0	2.0	ug/kg	SBK02	A2-K2-SB19-5'-C	A2	P0		5.000
270.0000	270		D	36	110	ug/kg	SBI11	SBI11-0.5-5.0	A3	P0	COMP	0.000
250.0000	250		D	19	58	ug/kg	SBN11	SBN11-3.5	A5	P0		3.500
210.0000	210	J	D	20	61	ug/kg	SBR05	SBR05-8.0	A2	P0		8.000
160.0000	160		D	9.0	27	ug/kg	SBO04	SBO04-0.5-5.0	A2	P0	COMP	0.000
108.3521	96.0	J		4.0	8.0	ug/kg	SBL01	A2-L1-SB12-7'-D	A2	P0		7.000
82.00000	82			3.4	10	ug/kg	SBN12	SBN12-0.5	A5	P0		0.500
77.00000	77			19	57	ug/kg	SBH10	SBH10-0.5-15.0	A3	P0	COMP	0.000
76.00000	76			8.7	27	ug/kg	SBM13-P2	SBM13-P2-1.0	A5	P0		1.000
75.00000	75		D	8.5	26	ug/kg	SBH08	SBH08-0.5	A3	P0		0.500
72.00000	72		D	9.4	29	ug/kg	SBR06	SBR06-0.5-4.0	A2	P0	COMP	0.000
71.00000	71			10	32	ug/kg	SBP05	SBP05-26.0	A2	P0		26.000
65.00000	65		D	17	52	ug/kg	SBJ10	SBJ110-0.5	A3	D		0.500
60.00000	60	J	D	4.2	13	ug/kg	SBQ04	SBQ04-4.0	A2	P0		4.000
58.55950	56.1	J		1.0	2.0	ug/kg	SBK02	A2-K2-SB19-CM-0.5'-5'-Dup	A2	D	COMP	0.000
54.00000	54		D	8.5	26	ug/kg	SBP11	SBP11-0.5	A5	P0		0.500
53.33330	44.8	J		1.0	2.0	ug/kg	SBG03	A3-G3-SB36-3'-D-Dup	A3	D		3.000
53.00000	53		D	17	52	ug/kg	SBJ10	SBJ10-0.5	A3	P0		0.500
48.92860	41.1	J		1.0	2.0	ug/kg	SBF03	A3-F3-SB35-3'-D	A3	P0		3.000
43.00000	43		D	17	53	ug/kg	SBNOP	SBNOP-1.0	A5	P0	COMP	1.000
43.00000	43		D	8.6	26	ug/kg	SBQ04	SBQ04-0.5	A2	P0		0.500
42.06680	40.3	J		1.0	2.0	ug/kg	SBE02	A1-E2-SB25-0.5'-D	A1	P0		0.500
42.00000	42			1.7	5.3	ug/kg	SBS08	SBS08-0.5	A2	P0		0.500
40.18790	38.5			1.0	2.0	ug/kg	SBF02	A1-F2-SB24-0.5'-D	A1	P0		0.500
38.00000	38			1.9	5.8	ug/kg	SBR07	SBR07-0.5-6.0	A2	P0	COMP	0.000
36.00000	36		D	3.4	10	ug/kg	SBK07	SBK07-0.5	A4	P0		0.500
35.74770	30.6			1.0	2.0	ug/kg	SBL02	A2-L2-SB18-5'-D-Dup	A2	D		5.000
34.00000	34			1.7	5.3	ug/kg	SBIJ	SBIJ-1.0	A3	P0	COMP	1.000
33.00000	33			1.7	5.3	ug/kg	SBO12	SBO12-0.5	A5	P0		0.500
31.00210	29.7	J		1.0	2.0	ug/kg	SBG02	A1-G2-SB23A-0.5'-D	A1	P0		0.500
31.00000	31			1.7	5.2	ug/kg	SBI09	SBI109-0.5	A3	D		0.500
30.95240	26.0	J		1.0	2.0	ug/kg	SBF03	A3-F3-SB35-3'-D-Dup	A3	D		3.000
30.00000	30			1.7	5.2	ug/kg	SBO12	SBO112-0.5	A5	D		0.500
28.00000	28			1.7	5.1	ug/kg	SBI12	SBI12-0.5	A3	P0		0.500
28.00000	28			1.8	5.5	ug/kg	SBN10	SBN10-0.5-5.0	A4	P0	COMP	0.000

Notes: Results sorted by: 1) parameter; 2) highest to lowest detected concentration; VQ - ABBL validation flag; LQ - lab qualifier; "J" - the result is an estimated quantity; "D" - analysis required dilution; "B" - analyte detected in blank; composite samples are indicated by the abbreviation "COMP". *The 2006 Tetra Tech results were converted from wet weight to dry weight based on depth-discrete average moisture content measured during ABBL's 2007 investigation (see report Section 1.4.3).

Table 3D
Cover Soil Analytical Results
Detected Organochlorine Pesticide Concentrations

Cover Soil Report
Former CalCompact Landfill
Carson, California

Dry Wt. Conc.*	Reported Conc.*	VQ	LQ	MDL	PQL	Units	Boring ID	Sample ID	Landfill Cell	Primary (P0) or Dup (D)	Com-posite	Depth (ft bgs)
4,4'-DDT												
28.00000	28			1.7	5.2	ug/kg	SBN11	SBN11-0.5	A5	P0		0.500
27.00000	27			1.7	5.2	ug/kg	SBEF	SBEF-0.5	A3	P0	COMP	0.500
27.00000	27			1.7	5.2	ug/kg	SBI06	SBI06-0.5	A4	P0		0.500
26.00000	26			1.7	5.2	ug/kg	SBI09	SBI09-0.5	A3	P0		0.500
25.00000	25			1.7	5.3	ug/kg	SBQRST	SBQRST-1.0	A5	P0	COMP	1.000
24.53030	23.5			5.0	10.0	ug/kg	SBA01	A1-A1-SB1-0.5'-D	A1	P0		0.500
24.00840	23.0	J		2.0	4.0	ug/kg	SBK02	A2-K2-SB19-CM-0.5'-5'	A2	P0	COMP	0.000
24.00000	24			1.7	5.2	ug/kg	SBQRST	SBQRST-0.5	A5	P0	COMP	0.500
23.17330	22.2	J		4.0	8.0	ug/kg	SBL02	A2-L2-SB18-CM-0.5'-5'	A2	P0	COMP	0.000
23.00000	23			1.7	5.3	ug/kg	SBL07	SBL07-0.5-2.5	A4	P0	COMP	0.000
22.00000	22			1.9	5.8	ug/kg	SBR05	SBR05-0.5-3.0	A2	P0	COMP	0.000
21.10610	18.7	J		1.0	2.0	ug/kg	SBK02	A2-K2-SB19-7'-D	A2	P0		7.000
21.00000	21			1.7	5.2	ug/kg	SBM07	SBM07-0.5	A4	P0		0.500
20.00000	20	J		1.9	5.8	ug/kg	SBK04	SBK04-4.0	A4	P0		4.000
20.00000	20			1.7	5.2	ug/kg	SBS12	SBS12-0.5	A5	P0		0.500
20.00000	20			1.7	5.3	ug/kg	SBTUV	SBTUV-0.5	A2,	P0	COMP	0.500
19.00000	19			1.8	5.4	ug/kg	SBP12	SBP12-0.5-5.0D	A5	D	COMP	0.000
18.99790	18.2			1.0	2.0	ug/kg	SBG04	A3-G4-SB56-CM-0.5'-3'	A3	P0	COMP	0.000
18.99790	18.2			2.0	4.0	ug/kg	SBN03	A2-N3-SB43-CM-0.5'-5'	A2	P0	COMP	0.000
18.00000	18			3.4	10	ug/kg	SBF	SBF-1.0	A3	P0	COMP	1.000
18.00000	18			1.8	5.4	ug/kg	SBL06	SBL06-0.5-2.0	A4	P0	COMP	0.000
18.00000	18			1.7	5.2	ug/kg	SBL11	SBL11-0.5	A3	P0		0.500
18.00000	18			1.8	5.4	ug/kg	SBRS	SBRS-0.5	A5	P0	COMP	0.500
18.00000	18			1.9	5.8	ug/kg	SBS06	SBS06-0.5-5.0	A2	P0	COMP	0.000
17.84970	17.1			1.0	2.0	ug/kg	SBH01	A1-H1-SB8-0.5'-D	A1	P0		0.500
17.84970	17.1			4.0	8.0	ug/kg	SBM01	A2-M1-SB13-CM-0.5'-5'	A2	P0	COMP	0.000
17.22340	16.5			5.0	10.0	ug/kg	SBH02	A1-H2-SB22-CM-0.5'-10'	A1	P0	COMP	0.000
17.00000	17			1.7	5.2	ug/kg	SBIJ	SBIJ-0.5	A3	P0	COMP	0.500
17.00000	17			1.7	5.3	ug/kg	SBKLM	SBKLM-1.0	A3	P0	COMP	1.000
17.00000	17			2.0	6.1	ug/kg	SBT11	SBT11-9.0	A2	P0		9.000
16.78570	14.1	J		1.0	2.0	ug/kg	SBI02	A2-I2-SB21-3'-D-Dup	A2	D		3.000
16.74310	14.6			1.0	2.0	ug/kg	SBD03	A3-D3-SB33-12'-D	A3	P0		12.000
16.00000	16			1.7	5.2	ug/kg	SBFG	SBFG-0.5	A3	P0	COMP	0.500
16.00000	16			1.7	5.1	ug/kg	SBK12	SBK12-7.0	A3	P0		7.000
16.00000	16			1.8	5.6	ug/kg	SBR12	SBR12-0.5-15.0	A5	P0	COMP	0.000
15.38460	12.8			1.0	2.0	ug/kg	SBO02	A2-O2-SB15-8'-D	A2	P0		8.000
15.00000	15			1.7	5.2	ug/kg	SBEF	SBEF-1.0	A3	P0	COMP	1.000
15.00000	15			1.7	5.1	ug/kg	SBJ09	SBJ09-0.5	A3	P0		0.500
14.00000	14			1.8	5.5	ug/kg	SBFG	SBFG-1.0	A3	P0	COMP	1.000
13.25680	12.7	J		4.0	8.0	ug/kg	SBM03	A2-M3-SB42-CM-0.5'-5'	A2	P0	COMP	0.000
13.00000	13			1.7	5.2	ug/kg	SBK06	SBK06-0.5	A4	P0		0.500
13.00000	13			1.9	5.7	ug/kg	SBM08	SBM08-0.5-10.0	A4	P0	COMP	0.000
12.38530	10.8			5.0	10.0	ug/kg	SBH02	A1-H2-SB22-12'-D	A1	P0		12.000
12.00420	11.5			1.0	2.0	ug/kg	SBA02	A1-A2-SB29-CM-0.5'-5'	A1	P0	COMP	0.000
12.00000	12			1.7	5.2	ug/kg	SBJ09	SBJ109-0.5	A3	D		0.500

Notes: Results sorted by: 1) parameter; 2) highest to lowest detected concentration; VQ - ABBL validation flag; LQ - lab qualifier; "J" - the result is an estimated quantity; "D" - analysis required dilution; "B" - analyte detected in blank; composite samples are indicated by the abbreviation "COMP". *The 2006 Tetra Tech results were converted from wet weight to dry weight based on depth-discrete average moisture content measured during ABBL's 2007 investigation (see report Section 1.4.3).

Table 3D
Cover Soil Analytical Results
Detected Organochlorine Pesticide Concentrations

Cover Soil Report
Former CalCompact Landfill
Carson, California

Dry Wt. Conc.*	Reported Conc.*	VQ	LQ	MDL	PQL	Units	Boring ID	Sample ID	Landfill Cell	Primary (P0) or Dup (D)	Com-posite	Depth (ft bgs)
4,4'-DDT												
12.00000	12			1.7	5.3	ug/kg	SBKLM	SBKLM-0.5	A3	P0	COMP	0.500
12.00000	12	J		1.8	5.4	ug/kg	SBPQ	SBPQ0.5	A5	P0	COMP	0.500
12.00000	12			1.8	5.5	ug/kg	SBRS	SBRS-1.0	A5	P0	COMP	1.000
12.00000	12			1.8	5.6	ug/kg	SBT08	SBT08-0.5-5.0	A2	P0	COMP	0.000
11.55050	9.61			1.0	2.0	ug/kg	SBN02	A2-N2-SB16-8'-D	A2	P0		8.000
11.19050	9.40			1.0	2.0	ug/kg	SBF04	A3-F4-SB55-3'-D	A3	P0		3.000
11.00000	11			1.9	5.8	ug/kg	SBN09	SBN09-0.5-10.0	A4	P0	COMP	0.000
11.00000	11	J		1.9	5.8	ug/kg	SBP07	SBP07-25.0	A2	P0		25.000
11.00000	11			1.8	5.4	ug/kg	SBT11	SBT11-0.5-5.0	A2	P0	COMP	0.000
11.00000	11			1.8	5.4	ug/kg	SBTUV	SBTUV-1.0	A2,	P0	COMP	1.000
10.70240	8.99	J		1.0	2.0	ug/kg	SBI02	A2-I2-SB21-3'-D	A2	P0		3.000
10.16810	8.47			1.0	2.0	ug/kg	SBJ01	A2-J1-SB10-9'-D	A2	P0		9.000
10.04180	9.62			1.0	2.0	ug/kg	SBD03	A3-D3-SB33-CM-0.5'-5'	A3	P0	COMP	0.000
10.00000	10			1.7	5.1	ug/kg	SBL12	SBL12-0.5	A3	P0		0.500
9.895600	9.48	J		1.0	2.0	ug/kg	SBE02	A1-E2-SB25-0.5'-D-Dup	A1	D		0.500
9.700000	9.7			2.1	6.5	ug/kg	SBT07-P2	SBT07-PS2-3.5	A2	P0		3.500
9.400000	9.4			1.8	5.4	ug/kg	SBJ04	SBJ04-0.5-2.0	A4	P0	COMP	0.000
9.200000	9.2	J		1.7	5.2	ug/kg	SBH05	SBH105-0.5	A3	D		0.500
9.000000	9.0	J		1.7	5.2	ug/kg	SBGH	SBGH-1.0	A3	P0	COMP	1.000
9.000000	9.0			1.9	5.8	ug/kg	SBP13-P2	SBP13-PS2-4.0	A5	P0		4.000
8.966600	8.59	J		1.0	2.0	ug/kg	SBK02	A2-K2-SB19-0.5'-C	A2	P0		0.500
8.820500	8.45		J	5.0	10.0	ug/kg	SBH04	A3-H4-SB55-0.5'-D	A3	P0		0.500
8.800000	8.8			1.9	5.9	ug/kg	SBN04	SBN04-15.0-20.0	A2	P0	COMP	0.000
8.600000	8.6			1.7	5.3	ug/kg	SBI03	SBI03-0.5	A4	P0		0.500
8.600000	8.6			1.7	5.2	ug/kg	SBS09	SBS09-0.5	A2	P0		0.500
8.373500	6.95			1.0	2.0	ug/kg	SBA01	A1-A1-SB1-4'-D	A1	P0		4.000
8.300000	8.3			1.7	5.2	ug/kg	SBH07	SBH07-0.5	A3	P0		0.500
8.300000	8.3			1.8	5.6	ug/kg	SBU12	SBU12-0.5-2.0	A2	P0	COMP	0.000
8.200000	8.2			1.7	5.2	ug/kg	SBGH	SBGH-0.5	A3	P0	COMP	0.500
8.200000	8.2			1.9	5.8	ug/kg	SBJ11	SBJ11-0.5-5.0	A3	P0	COMP	0.000
8.131500	7.79			1.0	2.0	ug/kg	SBL03	A2-L3-SB41-CM-0.5'-5'	A2	P0	COMP	0.000
8.100000	8.1	J		2.0	6.0	ug/kg	SBF06	SBF06-8.0	A3	P0		8.000
8.058500	7.72		J	4.0	8.0	ug/kg	SBB03	A3-B3-SB31-CM-0.5'-8'-Dup	A3	D	COMP	0.000
8.000000	8.0			1.7	5.1	ug/kg	SBK09	SBK09-0.5	A4	P0		0.500
7.922700	7.17			1.0	2.0	ug/kg	SBD01	A1-D1-SB4-2'-D	A1	P0		2.000
7.900000	7.9			1.8	5.6	ug/kg	SBU09-T1	SBU09-T1-0.5-3.0	A2	P0	COMP	0.000
7.700000	7.7			1.7	5.2	ug/kg	SBU11	SBU11-0.5	A2	P0		0.500
7.599200	7.28			1.0	2.0	ug/kg	SBC03	A3-C3-SB32-CM-0.5'-5'	A3	P0	COMP	0.000
7.500000	7.5			1.7	5.2	ug/kg	SBNOP	SBNOP-0.5	A5	P0	COMP	0.500
7.300000	7.3			1.8	5.6	ug/kg	SBN08	SBN08-0.5-14.0	A4	P0	COMP	0.000
7.100000	7.1			1.7	5.3	ug/kg	SBJ07	SBJ07-0.5	A4	P0		0.500
7.000000	7.0			1.7	5.2	ug/kg	SBT09	SBT09-0.5	A2	P0		0.500
6.900000	6.9			1.9	5.7	ug/kg	SBP07	SBP07-15.0-20.0	A2	P0	COMP	0.000
6.800000	6.8			1.9	5.7	ug/kg	SBPQ	SBPQ-1.0	A5	P0	COMP	1.000
6.800000	6.8	J		2.0	6.2	ug/kg	SBR10	SBR110-9.5	A5	D		9.500

Notes: Results sorted by: 1) parameter; 2) highest to lowest detected concentration; VQ - ABBL validation flag; LQ - lab qualifier; "J" - the result is an estimated quantity; "D" - analysis required dilution; "B" - analyte detected in blank; composite samples are indicated by the abbreviation "COMP". *The 2006 Tetra Tech results were converted from wet weight to dry weight based on depth-discrete average moisture content measured during ABBL's 2007 investigation (see report Section 1.4.3).

Table 3D
Cover Soil Analytical Results
Detected Organochlorine Pesticide Concentrations

Cover Soil Report
Former CalCompact Landfill
Carson, California

Dry Wt. Conc.*	Reported Conc.*	VQ	LQ	MDL	PQL	Units	Boring ID	Sample ID	Landfill Cell	Primary (P0) or Dup (D)	Com-posite	Depth (ft bgs)
4,4'-DDT												
6.700000	6.7			1.7	5.2	ug/kg	SBJ06	SBJ06-0.5	A4	P0		0.500
6.680600	6.40			1.0	2.0	ug/kg	SBF03	A3-F3-SB35-0.5'-D-Dup	A3	D		0.500
6.597100	6.32	J		4.0	8.0	ug/kg	SBL02	A2-L2-SB18-CM-0.5'-5'-Dup	A2	D	COMP	0.000
6.410800	5.68			1.0	2.0	ug/kg	SBM01	A2-M1-SB13-7'-D	A2	P0		7.000
6.200000	6.2			1.8	5.4	ug/kg	SBK12	SBK12-0.5-2.0	A3	P0	COMP	0.000
6.200000	6.2			1.9	5.8	ug/kg	SBP07	SBP07-15.0-20.0D	A2	D	COMP	0.000
6.175800	5.20	J		2.0	4.0	ug/kg	SBL02	A2-L2-SB18-10'-D-Dup	A2	D		10.000
6.100000	6.1			1.8	5.6	ug/kg	SBUV	SBUV-1.0	A2	P0	COMP	1.000
6.000000	6.0		J	2.2	6.8	ug/kg	SBR06	SBR06-9.0	A2	P0		9.000
5.950100	5.01	J		1.0	2.0	ug/kg	SBM03	A2-M3-SB42-10'-D	A2	P0		10.000
5.800000	5.8			1.9	5.7	ug/kg	SBI12	SBI12-5.0	A3	P0		5.000
5.730700	5.49			1.0	2.0	ug/kg	SBH03	A3-H3-SB37-0.5'-D	A3	P0		0.500
5.700000	5.7			1.9	5.7	ug/kg	SBU09-T2	SBU09-T2-0.5-10.0	A2	P0	COMP	0.000
5.700000	5.7			1.8	5.4	ug/kg	SBV11	SBV11-0.5-1.5	A2	P0	COMP	0.000
5.595000	5.36			1.0	2.0	ug/kg	SBG01	A1-G1-SB7-0.5'-D	A1	P0		0.500
5.552900	4.62			1.0	2.0	ug/kg	SBB02	A1-B2-SB28-8'-D	A1	P0		8.000
5.500000	5.5	J		1.7	5.2	ug/kg	SBH05	SBH05-0.5	A3	P0		0.500
5.500000	5.5			1.7	5.2	ug/kg	SBM06	SBM06-0.5	A4	P0		0.500
5.500000	5.5			1.8	5.4	ug/kg	SBU10	SBU10-0.5-5.0	A2	P0	COMP	0.000
5.370200	4.86			1.0	2.0	ug/kg	SBB01	A1-B1-SB2-2'-D	A1	P0		2.000
5.300000	5.3			1.7	5.2	ug/kg	SBK03	SBK03-0.5	A4	P0		0.500
5.300000	5.3		J	1.8	5.4	ug/kg	SBNO	SBNO-0.5	A5	P0	COMP	0.500
5.300000	5.3		J	2.1	6.5	ug/kg	SBS08	SBS08-6.0	A2	P0		6.000
5.200000	5.2		J	2.0	6.2	ug/kg	SBJ11	SBJ11-10.0	A3	P0		10.000
5.200000	5.2		J	1.9	5.8	ug/kg	SBP06	SBP06-15.0-20.0	A2	P0	COMP	0.000
5.200000	5.2		J	1.8	5.4	ug/kg	SBQ11	SBQ11-0.5-10.0	A5	P0	COMP	0.000
5.200000	5.2		J	1.8	5.4	ug/kg	SBR10	SBR10-0.5-5.0	A5	P0	COMP	0.000
5.200000	5.2		J	1.8	5.4	ug/kg	SBV12	SBV12-0.5-1.5	A2	P0	COMP	0.000
5.066000	4.22			2.0	4.0	ug/kg	SBO03	A2-O3-SB44-9'-D	A2	P0		9.000
5.000000	5.0		J	1.8	5.4	ug/kg	SBU09-T3	SBU09-T3-0.5-3.5	A2	P0	COMP	0.000
4.926900	4.72			1.0	2.0	ug/kg	SBF03	A3-F3-SB35-0.5'-D	A3	P0		0.500
4.800000	4.8		J	1.7	5.2	ug/kg	SBI08	SBI108-0.5	A3	D		0.500
4.800000	4.8		J	1.8	5.6	ug/kg	SBS07	SBS07-0.5-5.0	A2	P0	COMP	0.000
4.800000	4.8		J	1.8	5.4	ug/kg	SBUV	SBUV-0.5	A2	P0	COMP	0.500
4.700000	4.7		J	1.7	5.2	ug/kg	SBG05	SBG05-0.5	A3	P0		0.500
4.686800	4.49			1.0	2.0	ug/kg	SBM02	A2-M2-SB17-CM-0.5'-5'	A2	P0	COMP	0.000
4.600000	4.6		J	1.8	5.6	ug/kg	SBN04	SBN04-0.5-10.0	A2	P0	COMP	0.000
4.600000	4.6		J	1.8	5.6	ug/kg	SBP08	SBP08-0.5-10.0	A4	P0	COMP	0.000
4.600000	4.6		J	1.8	5.5	ug/kg	SBQ07	SBQ07-0.5-5.0	A2	P0	COMP	0.000
4.572000	4.38			1.0	2.0	ug/kg	SBJ02	A2-J2-SB20-CM-0.5'-5'	A2	P0	COMP	0.000
4.500000	4.5		J	1.7	5.1	ug/kg	SBO11	SBO11-0.5	A5	P0		0.500
4.500000	4.5		J	1.9	5.8	ug/kg	SBS10	SBS10-0.5-8.0	A2	P0	COMP	0.000
4.462600	3.82	J		1.0	2.0	ug/kg	SBE02	A1-E2-SB25-5'-D-Dup	A1	D		5.000
4.457200	4.27	J		1.0	2.0	ug/kg	SBG02	A1-G2-SB23A-0.5'-D-Dup	A1	D		0.500
4.300000	4.3		J	1.7	5.2	ug/kg	SBM05	SBM05-0.5	A4	P0		0.500

Notes: Results sorted by: 1) parameter; 2) highest to lowest detected concentration; VQ - ABBL validation flag; LQ - lab qualifier; "J" - the result is an estimated quantity; "D" - analysis required dilution; "B" - analyte detected in blank; composite samples are indicated by the abbreviation "COMP". *The 2006 Tetra Tech results were converted from wet weight to dry weight based on depth-discrete average moisture content measured during ABBL's 2007 investigation (see report Section 1.4.3).

Table 3D
Cover Soil Analytical Results
Detected Organochlorine Pesticide Concentrations

Cover Soil Report
Former CalCompact Landfill
Carson, California

Dry Wt. Conc.*	Reported Conc.*	VQ	LQ	MDL	PQL	Units	Boring ID	Sample ID	Landfill Cell	Primary (P0) or Dup (D)	Com-posite	Depth (ft bgs)
4,4'-DDT												
4.290200	4.11			1.0	2.0	ug/kg	SBA03	A3-A3-SB30-0.5'-D	A3	P0		0.500
4.133600	3.96			1.0	2.0	ug/kg	SBE01	A1-E1-SB5-0.5'-D	A1	P0		0.500
4.100000	4.1		J	1.7	5.2	ug/kg	SBG05	SBG105-0.5	A3	D		0.500
4.100000	4.1		J	1.7	5.1	ug/kg	SBI08	SBI08-0.5	A3	P0		0.500
4.100000	4.1		J	1.7	5.2	ug/kg	SBI10	SBI10-0.5	A3	P0		0.500
4.100000	4.1		J	1.7	5.2	ug/kg	SBJ08	SBJ08-0.5	A3	P0		0.500
4.100000	4.1		J	1.7	5.3	ug/kg	SBQ06	SBQ06-0.5	A2	P0		0.500
4.000000	4.0		J	1.8	5.6	ug/kg	SBT12	SBT12-0.5-5.0	A5	P0	COMP	0.000
3.990400	3.32			1.0	2.0	ug/kg	SBN01	A2-N1-SB14-8'-D	A2	P0		8.000
3.900000	3.9		J	1.8	5.4	ug/kg	SBF05	SBF05-0.5-2.0	A3	P0	COMP	0.000
3.900000	3.9		J	1.9	5.7	ug/kg	SBH09	SBH09-0.5-10.0	A3	P0	COMP	0.000
3.900000	3.9		J	1.7	5.2	ug/kg	SBK10	SBK10-0.5	A3	P0		0.500
3.800000	3.8		J	1.8	5.5	ug/kg	SBR09	SBR09-0.5-10.0D	A2	D	COMP	0.000
3.700000	3.7		J	1.8	5.6	ug/kg	SBF06	SBF06-0.5-4.0	A3	P0	COMP	0.000
3.600000	3.6		J	1.7	5.2	ug/kg	SBI04	SBI04-0.5-3.0	A4	P0	COMP	0.000
3.600000	3.6		J	1.7	5.1	ug/kg	SBI07	SBI07-0.5	A3	P0		0.500
3.600000	3.6		J	1.9	5.8	ug/kg	SBN01	SBN01-2T1-2T2	A2	P0	COMP	0.000
3.600000	3.6		J	1.8	5.4	ug/kg	SBNO	SBNO-1.0	A5	P0	COMP	1.000
3.600000	3.6		J	1.9	5.8	ug/kg	SBO07	SBO07-0.5-15.0	A4	P0	COMP	0.000
3.600000	3.6		J	1.8	5.4	ug/kg	SBV10-T4	SBV10-T4-T3	A2	P0	COMP	0.000
3.547600	2.98	J		1.0	2.0	ug/kg	SBG03	A3-G3-SB36-3'-D	A3	P0		3.000
3.500000	3.5		J	2.0	6.2	ug/kg	SBEF	SBEF-PS-5.0	A3	P0	COMP	5.000
3.500000	3.5		J	1.8	5.4	ug/kg	SBQ12	SBQ12-0.5-10	A5	P0	COMP	0.000
3.500000	3.5		J	1.7	5.3	ug/kg	SBS11	SBS11-0.5	A5	P0		0.500
3.400000	3.4		J	1.9	5.8	ug/kg	SBO05	SBO05-0.5-15.0	A2	P0	COMP	0.000
3.400000	3.4		J	1.8	5.5	ug/kg	SBO13-P1	SBO13-PS1-3.0	A5	P0		3.000
3.300000	3.3		J	1.9	5.7	ug/kg	SBJ03	SBJ03-6.5	A4	P0		6.500
3.300000	3.3		J	1.9	5.8	ug/kg	SBU09	SBU09-0.5-10.0	A2	P0	COMP	0.000
3.200000	3.2		J	1.7	5.2	ug/kg	SBK11	SBK11-0.5	A3	P0		0.500
3.200000	3.2		J	2.1	6.3	ug/kg	SBU09-P1	SBU09-PS1-4.0	A2	P0		4.000
3.100000	3.1		J	1.7	5.3	ug/kg	SBP06	SBP06-0.5-10.0	A2	P0	COMP	0.000
3.100000	3.1		J	1.8	5.4	ug/kg	SBQ08	SBQ08-0.5-5.0	A2	P0	COMP	0.000
3.100000	3.1		J	1.8	5.6	ug/kg	SBT10	SBT10-0.5-3.0	A2	P0	COMP	0.000
3.092600	2.74			1.0	2.0	ug/kg	SBD02	A1-D2-SB26-7'-D	A1	P0		7.000
3.076900	2.56			1.0	2.0	ug/kg	SBA02	A1-A2-SB29-8'-D	A1	P0		8.000
3.058500	2.93			1.0	2.0	ug/kg	SBL01	A2-L1-SB12-CM-0.5'-5'	A2	P0	COMP	0.000
3.037600	2.91			1.0	2.0	ug/kg	SBD01	A1-D1-SB4-0.5'-D	A1	P0		0.500
3.000000	3.0		J	1.9	5.7	ug/kg	SBG09	SBG09-0.5-15.0	A3	P0	COMP	0.000
3.000000	3.0		J	1.9	5.8	ug/kg	SBO09	SBO09-0.5-10.0	A4	P0	COMP	0.000
3.000000	3.0		J	1.7	5.3	ug/kg	SBTU	SBTU-0.5	A2	P0	COMP	0.500
2.954100	2.83			1.0	2.0	ug/kg	SBJ01	A3-J1-SB10-CM-0.5'-4'	A3	P0	COMP	0.000
2.912300	2.79			1.0	2.0	ug/kg	SBN02	A2-N2-SB16-CM-0.5'-5'	A2	P0	COMP	0.000
2.900000	2.9		J	1.9	5.8	ug/kg	SBL12	SBL12-5.0	A3	P0		5.000
2.900000	2.9		J	1.8	5.6	ug/kg	SBP10	SBP10-0.5-10.0	A4	P0	COMP	0.000
2.900000	2.9		J	2.1	6.4	ug/kg	SBQ04-T2	SBQ04-T2-4.5	A2	P0		4.500

Notes: Results sorted by: 1) parameter; 2) highest to lowest detected concentration; VQ - ABBL validation flag; LQ - lab qualifier; "J" - the result is an estimated quantity; "D" - analysis required dilution; "B" - analyte detected in blank; composite samples are indicated by the abbreviation "COMP". *The 2006 Tetra Tech results were converted from wet weight to dry weight based on depth-discrete average moisture content measured during ABBL's 2007 investigation (see report Section 1.4.3).

Table 3D
Cover Soil Analytical Results
Detected Organochlorine Pesticide Concentrations

Cover Soil Report
Former CalCompact Landfill
Carson, California

Dry Wt. Conc.*	Reported Conc.*	VQ	LQ	MDL	PQL	Units	Boring ID	Sample ID	Landfill Cell	Primary (P0) or Dup (D)	Com-posite	Depth (ft bgs)
4,4'-DDT												
2.891400	2.77			1.0	2.0	ug/kg	SBO02	A2-O2-SB15-CM-0.5'-5'	A2	P0	COMP	0.000
2.800000	2.8		J	1.7	5.2	ug/kg	SBL05	SBL05-0.5	A4	P0		0.500
2.800000	2.8		J	1.7	5.2	ug/kg	SBR11	SBR11-0.5	A5	P0		0.500
2.800000	2.8		J	1.7	5.3	ug/kg	SBTU	SBTU-1.0	A2	P0	COMP	1.000
2.731400	2.42	J		1.0	2.0	ug/kg	SBK02	A2-K2-SB19-7'-D-Dup	A2	D		7.000
2.700000	2.7		J	1.8	5.6	ug/kg	SBR09	SBR09-0.5-10.0	A2	P0	COMP	0.000
2.700000	2.7		J	2.0	6.2	ug/kg	SBV11	SBV11-6.0	A2	P0		6.000
2.682700	2.57			1.0	2.0	ug/kg	SBC02	A1-C2-SB27-CM-0.5'-5'	A1	P0	COMP	0.000
2.672200	2.25	J		1.0	2.0	ug/kg	SBL02	A2-L2-SB18-10'-D	A2	P0		10.000
2.651400	2.54			1.0	2.0	ug/kg	SBD02	A1-D2-SB26-CM-0.5'-5'	A1	P0	COMP	0.000
2.600000	2.6		J	1.7	5.2	ug/kg	SBH06	SBH06-0.5	A3	P0		0.500
2.600000	2.6		J	1.9	5.8	ug/kg	SBQ09	SBQ09-0.5-10.0	A4	P0	COMP	0.000
2.526100	2.42			1.0	2.0	ug/kg	SBI02	A2-I2-SB21-0.5'-D-Dup	A2	D		0.500
2.518100	2.09			1.0	2.0	ug/kg	SBH01	A1-H1-SB8-4'-D	A1	P0		4.000
2.500000	2.5		J	1.7	5.2	ug/kg	SBH06	SBH106-0.5	A3	D		0.500
2.500000	2.5		J	1.8	5.5	ug/kg	SBV09-T1	SBV09-T1-0.5-5.0	A2	P0	COMP	0.000
2.400000	2.4		J	1.8	5.4	ug/kg	SBQ05	SBQ05-0.5-10.0	A2	P0	COMP	0.000
2.300000	2.3		J	1.8	5.5	ug/kg	SBN05	SBN05-0.5-10.0	A2	P0	COMP	0.000
2.300000	2.3		J	1.9	5.8	ug/kg	SBN07	SBN07-0.5-10.0	A4	P0	COMP	0.000
2.300000	2.3		J	1.9	5.7	ug/kg	SBP09	SBP09-0.5-10.0	A4	P0	COMP	0.000
2.275600	2.18			1.0	2.0	ug/kg	SBI02	A2-I2-SB21-0.5'-D	A2	P0		0.500
2.200000	2.2		J	1.7	5.2	ug/kg	SBM10	SBM10-0.5	A4	P0		0.500
2.200000	2.2		J	2.0	6.0	ug/kg	SBN10	SBN10-9.0	A4	P0		9.000
2.200000	2.2		J	1.9	5.7	ug/kg	SBO02-T1	SBO02-T1-T2	A2	P0	COMP	0.000
2.200000	2.2		J	1.8	5.5	ug/kg	SBR08	SBR08-0.5-5.0	A2	P0	COMP	0.000
2.114000	1.78	J	J	1.0	2.0	ug/kg	SBM03	A2-M3-SB42-10'-D-Dup	A2	D		10.000
2.100000	2.1		J	1.9	5.7	ug/kg	SBJ12	SBJ12-0.5-5.0	A3	P0	COMP	0.000
2.100000	2.1		J	1.8	5.5	ug/kg	SBP05	SBP05-0.5-10.0	A2	P0	COMP	0.000
2.056400	1.97		J	1.0	2.0	ug/kg	SBC01	A1-C1-SB3-0.5'-D	A1	P0		0.500
1.900000	1.9		J	1.8	5.6	ug/kg	SBV09-T2	SBV09-T2-0.5-5.0	A2	P0	COMP	0.000
1.800000	1.8		J	1.7	5.2	ug/kg	SBI05	SBI05-0.5	A4	P0		0.500
1.800000	1.8		J	1.7	5.2	ug/kg	SBK04	SBK04-0.5	A4	P0		0.500
1.700000	1.7		J	1.7	5.1	ug/kg	SBM13-P2	SBM13-P2-0.5	A5	P0		0.500
Dieldrin												
10.64720	10.2			4.0	8.0	ug/kg	SBL02	A2-L2-SB18-CM-0.5'-5'	A2	P0	COMP	0.000
7.000000	7.0			1.4	6.0	ug/kg	SBM08	SBM08-10.0	A4	P0		10.000
5.970800	5.72			2.0	4.0	ug/kg	SBN03	A2-N3-SB43-CM-0.5'-5'	A2	P0	COMP	0.000
5.887300	5.64		J	4.0	8.0	ug/kg	SBL02	A2-L2-SB18-CM-0.5'-5'-Dup	A2	D	COMP	0.000
4.800000	4.8		J	1.3	5.6	ug/kg	SBJ03	SBJ03-0.5-3.0	A4	P0	COMP	0.000
3.800000	3.8		J	1.2	5.2	ug/kg	SBH05	SBH05-0.5	A3	P0		0.500
3.345200	2.81			1.0	2.0	ug/kg	SBF04	A3-F4-SB55-3'-D	A3	P0		3.000
3.200000	3.2		J	1.3	5.8	ug/kg	SBT08	SBT08-9.0	A2	P0		9.000
3.028800	2.52			1.0	2.0	ug/kg	SBB02	A1-B2-SB28-8'-D	A1	P0		8.000
2.800000	2.8		J	1.2	5.2	ug/kg	SBH05	SBH105-0.5	A3	D		0.500

Notes: Results sorted by: 1) parameter; 2) highest to lowest detected concentration; VQ - ABBL validation flag; LQ - lab qualifier; "J" - the result is an estimated quantity; "D" - analysis required dilution; "B" - analyte detected in blank; composite samples are indicated by the abbreviation "COMP". *The 2006 Tetra Tech results were converted from wet weight to dry weight based on depth-discrete average moisture content measured during ABBL's 2007 investigation (see report Section 1.4.3).

Table 3D
Cover Soil Analytical Results
Detected Organochlorine Pesticide Concentrations

Cover Soil Report
Former CalCompact Landfill
Carson, California

Dry Wt. Conc.*	Reported Conc.*	VQ	LQ	MDL	PQL	Units	Boring ID	Sample ID	Landfill Cell	Primary (P0) or Dup (D)	Com-posite	Depth (ft bgs)
Dieldrin												
2.800000	2.8		J	1.2	5.5	ug/kg	SBN10	SBN10-0.5-5.0	A4	P0	COMP	0.000
2.000000	2.0		J	1.2	5.2	ug/kg	SBJ06	SBJ06-0.5	A4	P0		0.500
1.986500	1.76		J	1.0	2.0	ug/kg	SBD02	A1-D2-SB26-7'-D	A1	P0		7.000
1.900000	1.9		J	1.3	5.6	ug/kg	SBO09	SBO09-15.0-20.0	A4	P0	COMP	0.000
1.900000	1.9		J	1.2	5.3	ug/kg	SBQRST	SBQRST-1.0	A5	P0	COMP	1.000
1.900000	1.9		J	1.3	5.6	ug/kg	SBR09	SBR09-0.5-10.0	A2	P0	COMP	0.000
Endrin Aldehyde												
3.900000	3.9		J	1.0	5.2	ug/kg	SBK07	SBK07-0.5	A4	P0		0.500
2.400000	2.4		J	1.3	6.6	ug/kg	SBE03-P1	SBE03-PS1-15.0	A3	P0		15.000
gamma-BHC												
2.600000	2.6		J	1.3	5.7	ug/kg	SBM08	SBM08-0.5-10.0	A4	P0	COMP	0.000
gamma-Chlordane												
38.51770	36.9			4.0	8.0	ug/kg	SBM03	A2-M3-SB42-CM-0.5'-5'	A2	P0	COMP	0.000
14.40500	13.8			4.0	8.0	ug/kg	SBM01	A2-M1-SB13-CM-0.5'-5'	A2	P0	COMP	0.000
9.300000	9.3			1.3	5.2	ug/kg	SBJ06	SBJ06-0.5	A4	P0		0.500
8.142000	7.80		J	5.0	10.0	ug/kg	SBM03	A2-M3-SB42-CM-0.5'-5'-Dup	A2	D	COMP	0.000
6.638800	6.36			2.0	4.0	ug/kg	SBN03	A2-N3-SB43-CM-0.5'-5'	A2	P0	COMP	0.000
6.500000	6.5		J	2.7	10	ug/kg	SBN12	SBN12-0.5	A5	P0		0.500
6.300000	6.3			1.4	5.4	ug/kg	SBQ05	SBQ05-0.5-10.0	A2	P0	COMP	0.000
6.200000	6.2			1.3	5.2	ug/kg	SBM10	SBM10-0.5	A4	P0		0.500
5.845500	5.60	J		2.0	4.0	ug/kg	SBB03	A3-B3-SB31-CM-0.5'-8'	A3	P0	COMP	0.000
5.400000	5.4			1.3	5.2	ug/kg	SBK07	SBK07-0.5	A4	P0		0.500
4.926900	4.72			1.0	2.0	ug/kg	SBD02	A1-D2-SB26-CM-0.5'-5'	A1	P0	COMP	0.000
4.900000	4.9		J	1.5	5.8	ug/kg	SBO09	SBO09-0.5-10.0	A4	P0	COMP	0.000
4.634700	4.44			1.0	2.0	ug/kg	SBD03	A3-D3-SB33-CM-0.5'-5'	A3	P0	COMP	0.000
4.100000	4.1		J	1.8	6.8	ug/kg	SBR06	SBR06-9.0	A2	P0		9.000
3.200000	3.2		J	1.4	5.3	ug/kg	SBS11	SBS11-0.5	A5	P0		0.500
2.900000	2.9		J	1.4	5.6	ug/kg	SBR09	SBR09-0.5-10.0	A2	P0	COMP	0.000
2.881000	2.76			1.0	2.0	ug/kg	SBA02	A1-A2-SB29-CM-0.5'-5'	A1	P0	COMP	0.000
2.800000	2.8		J	1.4	5.5	ug/kg	SBP05	SBP05-0.5-10.0	A2	P0	COMP	0.000
2.700000	2.7		J	1.4	5.3	ug/kg	SBI03	SBI03-0.5	A4	P0		0.500
2.600000	2.6		J	1.4	5.4	ug/kg	SBQ08	SBQ08-0.5-5.0	A2	P0	COMP	0.000
2.317300	2.22			1.0	2.0	ug/kg	SBC02	A1-C2-SB27-CM-0.5'-5'	A1	P0	COMP	0.000
2.200000	2.2		J	1.4	5.3	ug/kg	SBJ07	SBJ07-0.5	A4	P0		0.500
1.900000	1.9		J	1.3	5.2	ug/kg	SBH05	SBH05-0.5	A3	P0		0.500
1.900000	1.9		J	1.3	5.2	ug/kg	SBM05	SBM05-0.5	A4	P0		0.500
1.800000	1.8		J	1.4	5.3	ug/kg	SBQRST	SBQRST-1.0	A5	P0	COMP	1.000
1.800000	1.8		J	1.4	5.5	ug/kg	SBR09	SBR09-0.5-10.0D	A2	D	COMP	0.000
1.400000	1.4		J	1.3	5.2	ug/kg	SBM11	SBM11-0.5	A3	P0		0.500
Heptachlor												
9.436300	9.04			4.0	8.0	ug/kg	SBM03	A2-M3-SB42-CM-0.5'-5'	A2	P0	COMP	0.000

Notes: Results sorted by: 1) parameter; 2) highest to lowest detected concentration; VQ - ABBL validation flag; LQ - lab qualifier; "J" - the result is an estimated quantity; "D" - analysis required dilution; "B" - analyte detected in blank; composite samples are indicated by the abbreviation "COMP". *The 2006 Tetra Tech results were converted from wet weight to dry weight based on depth-discrete average moisture content measured during ABBL's 2007 investigation (see report Section 1.4.3).

Table 3D
Cover Soil Analytical Results
Detected Organochlorine Pesticide Concentrations

Cover Soil Report
Former CalCompact Landfill
Carson, California

Dry Wt. Conc.*	Reported Conc.*	VQ	LQ	MDL	PQL	Units	Boring ID	Sample ID	Landfill Cell	Primary (P0) or Dup (D)	Com-posite	Depth (ft bgs)
Heptachlor epoxide												
10.35490	9.92			1.0	2.0	ug/kg	SBF02	A1-F2-SB24-0.5'-D	A1	P0		0.500
1.000000	1.0		J	0.97	5.3	ug/kg	SBJ07	SBJ07-0.5	A4	P0		0.500
Sum of Chlordane Isomers by EIA												
74.42590	71.3			4.0	8.0	ug/kg	SBM03	A2-M3-SB42-CM-0.5'-5'	A2	P0	COMP	0.000
20.98120	20.1			4.0	8.0	ug/kg	SBM01	A2-M1-SB13-CM-0.5'-5'	A2	P0	COMP	0.000
13.77870	13.2			5.0	10.0	ug/kg	SBM03	A2-M3-SB42-CM-0.5'-5'-Dup	A2	D	COMP	0.000
9.039700	8.66			2.0	4.0	ug/kg	SBN03	A2-N3-SB43-CM-0.5'-5'	A2	P0	COMP	0.000
8.893500	8.52			2.0	4.0	ug/kg	SBB03	A3-B3-SB31-CM-0.5'-8'	A3	P0	COMP	0.000
7.714000	7.39			1.0	2.0	ug/kg	SBD03	A3-D3-SB33-CM-0.5'-5'	A3	P0	COMP	0.000
4.926900	4.72			1.0	2.0	ug/kg	SBD02	A1-D2-SB26-CM-0.5'-5'	A1	P0	COMP	0.000
4.582500	4.39			1.0	2.0	ug/kg	SBD01	A1-D1-SB4-0.5'-D	A1	P0		0.500
4.206700	4.03			1.0	2.0	ug/kg	SBA02	A1-A2-SB29-CM-0.5'-5'	A1	P0	COMP	0.000
3.461500	2.88			1.0	2.0	ug/kg	SBO02	A2-O2-SB15-8'-D	A2	P0		8.000
3.369000	2.83			1.0	2.0	ug/kg	SBF03	A3-F3-SB35-3'-D-Dup	A3	D		3.000
2.317300	2.22			1.0	2.0	ug/kg	SBC02	A1-C2-SB27-CM-0.5'-5'	A1	P0	COMP	0.000
2.139400	1.78		J	1.0	2.0	ug/kg	SBB02	A1-B2-SB28-8'-D	A1	P0		8.000
1.158700	1.11		J	1.0	2.0	ug/kg	SBI02	A2-I2-SB21-0.5'-D	A2	P0		0.500

Notes: Results sorted by: 1) parameter; 2) highest to lowest detected concentration; VQ - ABBL validation flag; LQ - lab qualifier; "J" - the result is an estimated quantity; "D" - analysis required dilution; "B" - analyte detected in blank; composite samples are indicated by the abbreviation "COMP". *The 2006 Tetra Tech results were converted from wet weight to dry weight based on depth-discrete average moisture content measured during ABBL's 2007 investigation (see report Section 1.4.3).

Table 3E
Cover Soil Analytical Results
Detected Polynuclear Aromatic Hydrocarbons

Cover Soil Report
Former CalCompact Landfill
Carson, California

Dry Wt. Conc.*	Reported Conc.*	VQ	LQ	MDL	PQL	Units	Boring ID	Sample ID	Landfill Cell	Primary (P0) or Dup (D)	Com-posite	Depth (ft bgs)
Acenaphthene												
600.0000	600			23	62	ug/kg	SBV11	SBV11-6.0	A2	P0		6.000
190.0000	190			38	100	ug/kg	SBM11	SBM11-0.5	A3	P0		0.500
130.0000	130			19	53	ug/kg	SBT07-P1	SBT07-P1-0.5	A2	P0		0.500
130.0000	130			19	53	ug/kg	SBT08	SBT08-0.5	A2	P0		0.500
120.0000	120			19	52	ug/kg	SBM06	SBM06-0.5	A4	P0		0.500
91.00000	91			19	52	ug/kg	SBP06	SBP06-0.5	A2	P0		0.500
88.00000	88			19	52	ug/kg	SBS07	SBS07-0.5	A2	P0		0.500
75.00000	75			20	53	ug/kg	SBQ06	SBQ06-0.5	A2	P0		0.500
74.00000	74			19	52	ug/kg	SBL05	SBL05-0.5	A4	P0		0.500
74.00000	74			19	51	ug/kg	SBS07	SBS107-0.5	A2	D		0.500
64.00000	64			19	52	ug/kg	SBS09	SBS09-0.5	A2	P0		0.500
61.00000	61			20	55	ug/kg	SBV13-P1	SBV13-P1-1.0	A2	P0		1.000
0.058900	0.049			0.010	0.020	mg/kg	SBA02	A1-A2-SB29-8'-D	A1	P0		8.000
53.00000	53		J	20	54	ug/kg	SBG09	SBG109-5.0	A3	D		5.000
50.00000	50		J	23	62	ug/kg	SBG10-P1	SBG10-PS1-4.5	A3	P0		4.500
49.00000	49		J	20	53	ug/kg	SBT07-P1	SBT07-P1-1.0	A2	P0		1.000
48.00000	48		J	19	52	ug/kg	SBK03	SBK03-0.5	A4	P0		0.500
46.00000	46		J	20	54	ug/kg	SBN01-P1	SBN01-P1-1.0	A2	P0		1.000
41.00000	41		J	19	52	ug/kg	SBN11	SBN11-0.5	A5	P0		0.500
41.00000	41		J	20	54	ug/kg	SBQ03-P1	SBQ103-P1-0.5	A2	D		0.500
40.00000	40		J	19	52	ug/kg	SBL06	SBL106-0.5	A4	D		0.500
36.00000	36		J	19	51	ug/kg	SBI04	SBI04-0.5	A4	P0		0.500
36.00000	36		J	19	52	ug/kg	SBJ04	SBJ04-0.5	A4	P0		0.500
36.00000	36		J	20	55	ug/kg	SBR05-P2	SBR105-P2-1.0	A2	D		1.000
34.00000	34		J	19	53	ug/kg	SBO09	SBO09-0.5	A4	P0		0.500
34.00000	34		J	23	62	ug/kg	SBQ06	SBQ06-5.0	A2	P0		5.000
33.00000	33		J	19	52	ug/kg	SBK10	SBK10-0.5	A3	P0		0.500
33.00000	33		J	19	52	ug/kg	SBM12	SBM12-0.5	A3	P0		0.500
33.00000	33		J	21	56	ug/kg	SBP03-P1	SBP03-P1-1.0	A2	P0		1.000
33.00000	33		J	23	61	ug/kg	SBR05	SBR05-8.0	A2	P0		8.000
32.00000	32		J	20	54	ug/kg	SBR05-P2	SBR05-P2-1.0	A2	P0		1.000
31.00000	31		J	19	52	ug/kg	SBH07	SBH07-0.5	A3	P0		0.500
31.00000	31		J	19	52	ug/kg	SBI09	SBI09-0.5	A3	P0		0.500
31.00000	31		J	19	52	ug/kg	SBK05	SBK05-0.5	A4	P0		0.500
29.00000	29		J	20	55	ug/kg	SBQ10	SBQ10-0.5	A4	P0		0.500
28.00000	28		J	19	52	ug/kg	SBP04	SBP04-0.5	A2	P0		0.500
27.00000	27		J	19	53	ug/kg	SBL06	SBL06-0.5	A4	P0		0.500
27.00000	27		J	20	53	ug/kg	SBP13-P1	SBP13-P1-0.5	A5	P0		0.500
26.00000	26	J	J	21	56	ug/kg	SBQ04-P1	SBQ04-P1-1.0	A2	P0		1.000
25.00000	25		J	19	52	ug/kg	SBJ10	SBJ10-0.5	A3	P0		0.500
25.00000	25		J	20	54	ug/kg	SBS06-P2	SBS06-P2-0.5	A2	P0		0.500
24.00000	24		J	20	55	ug/kg	SBR05-P1	SBR05-P1-1.0	A2	P0		1.000
23.00000	23		J	21	58	ug/kg	SBJ03	SBJ03-3.0	A4	P0		3.000
22.00000	22		J	19	52	ug/kg	SBF05	SBF05-0.5	A3	P0		0.500
22.00000	22		J	19	51	ug/kg	SBJ09	SBJ09-0.5	A3	P0		0.500

Notes: Results sorted by: 1) parameter; 2) highest to lowest detected concentration; VQ - ABBL validation flag; LQ - lab qualifier; "J" - the result is an estimated quantity; "D" - analysis required dilution; "B" - analyte detected in blank; composite samples are indicated by the abbreviation "COMP". *The 2006 Tetra Tech results were converted from wet weight to dry weight based on depth-discrete average moisture content measured during ABBL's 2007 investigation (see report Section 1.4.3).

Table 3E
Cover Soil Analytical Results
Detected Polynuclear Aromatic Hydrocarbons

Cover Soil Report
Former CalCompact Landfill
Carson, California

Dry Wt. Conc.*	Reported Conc.*	VQ	LQ	MDL	PQL	Units	Boring ID	Sample ID	Landfill Cell	Primary (P0) or Dup (D)	Com-posite	Depth (ft bgs)
Acenaphthene												
22.00000	22		J	19	52	ug/kg	SBR12	SBR112-0.5	A5	D		0.500
22.00000	22		J	19	52	ug/kg	SBU12	SBU12-0.5	A2	P0		0.500
21.00000	21		J	20	53	ug/kg	SBG08	SBG08-0.5	A3	P0		0.500
21.00000	21		J	20	54	ug/kg	SBP03-P1	SBP103-P1-1.0	A2	D		1.000
21.00000	21		J	20	54	ug/kg	SBQ04-P1	SBQ04-P1-0.5	A2	P0		0.500
20.00000	20		J	19	52	ug/kg	SBI09	SBI109-0.5	A3	D		0.500
20.00000	20		J	20	54	ug/kg	SBU13-P1	SBU13-P1-1.0	A2	P0		1.000
19.00000	19		J	19	52	ug/kg	SBJ09	SBJ109-0.5	A3	D		0.500
Acenaphthylene												
6100.000	6100	J	J	4100	6200	ug/kg	SBN07	SBN07-14.5	A4	P0		14.500
990.0000	990			40	62	ug/kg	SBV11	SBV11-6.0	A2	P0		6.000
250.0000	250	J		35	54	ug/kg	SBP06	SBP106-5.0	A2	D		5.000
140.0000	140			68	100	ug/kg	SBM11	SBM11-0.5	A3	P0		0.500
130.0000	130			37	58	ug/kg	SBJ03	SBJ03-3.0	A4	P0		3.000
120.0000	120	J		35	54	ug/kg	SBG09	SBG109-5.0	A3	D		5.000
110.0000	110			46	70	ug/kg	SBN12	SBN12-5.0	A5	P0		5.000
93.00000	93			34	53	ug/kg	SBT07-P1	SBT07-P1-0.5	A2	P0		0.500
91.00000	91			34	52	ug/kg	SBJ06	SBJ06-0.5	A4	P0		0.500
89.00000	89			34	53	ug/kg	SBO09	SBO09-0.5	A4	P0		0.500
84.00000	84			33	52	ug/kg	SBV09-T3	SBV09-T3-3.0	A2	P0		3.000
79.00000	79			35	53	ug/kg	SBT07-P1	SBT07-P1-1.0	A2	P0		1.000
75.00000	75			34	53	ug/kg	SBP09	SBP09-0.5	A4	P0		0.500
69.00000	69			37	57	ug/kg	SBK05	SBK05-3.5'	A4	P0		3.500
69.00000	69			36	55	ug/kg	SBQ10	SBQ10-0.5	A4	P0		0.500
65.00000	65			40	62	ug/kg	SBQ06	SBQ06-5.0	A2	P0		5.000
63.00000	63			35	53	ug/kg	SBV11-P1	SBV11-P1-0.5	A2	P0		0.500
60.00000	60	J		37	57	ug/kg	SBN04	SBN04-5.0	A2	P0		5.000
59.00000	59			37	57	ug/kg	SBL06	SBL06-4.5	A4	P0		4.500
58.00000	58		J	38	59	ug/kg	SBI03	SBI03-4.0	A4	P0		4.000
55.00000	55	J	J	39	60	ug/kg	SBO04	SBO04-9.5	A2	P0		9.500
48.00000	48		J	38	58	ug/kg	SBN11	SBN11-3.5	A5	P0		3.500
43.00000	43		J	34	52	ug/kg	SBM13-P1	SBM13-P1-0.5	A3	P0		0.500
41.00000	41		J	34	53	ug/kg	SBN04	SBN04-0.5	A2	P0		0.500
41.00000	41		J	41	62	ug/kg	SBP10	SBP10-15.0	A4	P0		15.000
40.00000	40		J	33	52	ug/kg	SBO06	SBO06-0.5	A2	P0		0.500
39.00000	39		J	33	52	ug/kg	SBP06	SBP06-0.5	A2	P0		0.500
38.00000	38		J	33	51	ug/kg	SBJ09	SBJ09-0.5	A3	P0		0.500
Anthracene												
2400.000	2400	J	J	240	6200	ug/kg	SBN07	SBN07-14.5	A4	P0		14.500
0.102400	0.085			0.010	0.020	mg/kg	SBJ01	A2-J1-SB10-4'-D-REP2	A2	P0		4.000
47.00000	47		J	2.2	58	ug/kg	SBO01-P1	SBO01-PS1-4.5	A2	P0		4.500
45.00000	45		J	2.0	52	ug/kg	SBO10	SBO110-0.5	A4	D		0.500
44.00000	44		J	2.4	62	ug/kg	SBG10-P1	SBG10-PS1-4.5	A3	P0		4.500
35.00000	35		J	2.4	62	ug/kg	SBV11	SBV11-6.0	A2	P0		6.000

Notes: Results sorted by: 1) parameter; 2) highest to lowest detected concentration; VQ - ABBL validation flag; LQ - lab qualifier; "J" - the result is an estimated quantity; "D" - analysis required dilution; "B" - analyte detected in blank; composite samples are indicated by the abbreviation "COMP". *The 2006 Tetra Tech results were converted from wet weight to dry weight based on depth-discrete average moisture content measured during ABBL's 2007 investigation (see report Section 1.4.3).

Table 3E
Cover Soil Analytical Results
Detected Polynuclear Aromatic Hydrocarbons

Cover Soil Report
Former CalCompact Landfill
Carson, California

Dry Wt. Conc.*	Reported Conc.*	VQ	LQ	MDL	PQL	Units	Boring ID	Sample ID	Landfill Cell	Primary (P0) or Dup (D)	Com-posite	Depth (ft bgs)
Anthracene												
27.00000	27		J	2.0	53	ug/kg	SBI03	SBI03-0.5	A4	P0		0.500
23.00000	23	J	J	2.3	60	ug/kg	SBO04	SBO04-9.5	A2	P0		9.500
23.00000	23		J	2.2	58	ug/kg	SBO05	SBO05-15.0	A2	P0		15.000
18.00000	18		J	2.0	53	ug/kg	SBS11	SBS11-0.5	A5	P0		0.500
17.00000	17		J	2.2	57	ug/kg	SBL06	SBL06-4.5	A4	P0		4.500
16.00000	16		J	2.3	60	ug/kg	SBH09	SBH09-14.0	A3	P0		14.000
16.00000	16		J	2.4	62	ug/kg	SBQ06	SBQ06-5.0	A2	P0		5.000
13.00000	13		J	2.2	58	ug/kg	SBO06	SBO06-20.0	A2	P0		20.000
12.00000	12		J	2.0	53	ug/kg	SBO09	SBO09-0.5	A4	P0		0.500
12.00000	12		J	2.1	54	ug/kg	SBQ13-P1	SBQ13-P1-1.0	A5	P0		1.000
10.00000	10		J	2.0	52	ug/kg	SBK11	SBK11-0.5	A3	P0		0.500
10.00000	10		J	2.4	63	ug/kg	SBP06	SBP06-24.0	A2	P0		24.000
9.000000	9.0		J	2.2	56	ug/kg	SBP05	SBP05-15.0	A2	P0		15.000
8.900000	8.9		J	2.2	58	ug/kg	SBJ03	SBJ03-3.0	A4	P0		3.000
8.400000	8.4		J	2.2	57	ug/kg	SBK05	SBK05-3.5'	A4	P0		3.500
8.100000	8.1		J	2.3	59	ug/kg	SBO06	SBO06-15.0	A2	P0		15.000
8.000000	8.0		J	2.0	52	ug/kg	SBJ04	SBJ04-0.5	A4	P0		0.500
7.900000	7.9		J	2.0	52	ug/kg	SBJ11	SBJ11-0.5	A3	P0		0.500
7.700000	7.7		J	2.0	52	ug/kg	SBQ08	SBQ08-0.5	A2	P0		0.500
7.600000	7.6		J	2.1	54	ug/kg	SBQ05	SBQ05-5.0	A2	P0		5.000
7.000000	7.0		J	2.3	60	ug/kg	SBJ13-P2	SBJ13-PS2-8.5	A3	P0		8.500
7.000000	7.0		J	2.2	57	ug/kg	SBN04	SBN04-5.0	A2	P0		5.000
6.900000	6.9		J	2.0	52	ug/kg	SBJ06	SBJ06-0.5	A4	P0		0.500
6.900000	6.9		J	2.0	52	ug/kg	SBR09	SBR09-0.5	A2	P0		0.500
6.600000	6.6		J	2.0	52	ug/kg	SBN12	SBN12-0.5	A5	P0		0.500
6.400000	6.4		J	2.0	51	ug/kg	SBN05	SBN05-0.5	A2	P0		0.500
6.200000	6.2		J	2.0	53	ug/kg	SBU09-T1	SBU09-T1-0.5	A2	P0		0.500
6.100000	6.1		J	2.0	52	ug/kg	SBV09-T3	SBV09-T3-0.5	A2	P0		0.500
5.700000	5.7		J	2.0	51	ug/kg	SBU09-T3	SBU09-T3-0.5	A2	P0		0.500
5.600000	5.6		J	2.2	57	ug/kg	SBQ05	SBQ05-10.0	A2	P0		10.000
5.200000	5.2		J	2.0	52	ug/kg	SBH05	SBH105-0.5	A3	D		0.500
5.200000	5.2		J	2.0	53	ug/kg	SBP09	SBP09-0.5	A4	P0		0.500
5.200000	5.2		J	2.5	66	ug/kg	SBU09-T3	SBU09-T3-3.5	A2	P0		3.500
5.000000	5.0		J	2.1	54	ug/kg	SBR05	SBR05-0.5	A2	P0		0.500
4.900000	4.9		J	2.0	52	ug/kg	SBT13-P1	SBT113-P1-0.5	A5	D		0.500
4.800000	4.8		J	2.0	53	ug/kg	SBN04	SBN04-0.5	A2	P0		0.500
4.800000	4.8		J	2.0	53	ug/kg	SBP08	SBP08-0.5	A4	P0		0.500
4.600000	4.6		J	2.2	57	ug/kg	SBE04-P1	SBE04-PS1-3.0	A3	P0		3.000
4.600000	4.6		J	2.0	53	ug/kg	SBT07-P1	SBT07-P1-0.5	A2	P0		0.500
4.400000	4.4		J	2.0	53	ug/kg	SBV09-T1	SBV09-T1-0.5	A2	P0		0.500
4.300000	4.3		J	2.0	53	ug/kg	SBM13-P2	SBM13-P2-1.0	A5	P0		1.000
4.300000	4.3		J	2.2	57	ug/kg	SBP05	SBP105-10.0	A2	D		10.000
4.100000	4.1		J	2.0	52	ug/kg	SBF06-P1	SBF06-P1-0.5	A3	P0		0.500
4.100000	4.1		J	2.3	61	ug/kg	SBF08-P1	SBF08-PS1-6.5	A3	P0		6.500
3.900000	3.9		J	2.0	53	ug/kg	SBV09-T2	SBV09-T2-0.5	A2	P0		0.500

Notes: Results sorted by: 1) parameter; 2) highest to lowest detected concentration; VQ - ABBL validation flag; LQ - lab qualifier; "J" - the result is an estimated quantity; "D" - analysis required dilution; "B" - analyte detected in blank; composite samples are indicated by the abbreviation "COMP". *The 2006 Tetra Tech results were converted from wet weight to dry weight based on depth-discrete average moisture content measured during ABBL's 2007 investigation (see report Section 1.4.3).

Table 3E
Cover Soil Analytical Results
Detected Polynuclear Aromatic Hydrocarbons

Cover Soil Report
Former CalCompact Landfill
Carson, California

Dry Wt. Conc.*	Reported Conc.*	VQ	LQ	MDL	PQL	Units	Boring ID	Sample ID	Landfill Cell	Primary (P0) or Dup (D)	Com-posite	Depth (ft bgs)
Anthracene												
3.800000	3.8		J	2.0	52	ug/kg	SBO04	SBO04-0.5	A2	P0		0.500
3.600000	3.6		J	2.0	52	ug/kg	SBM05	SBM05-0.5	A4	P0		0.500
3.500000	3.5		J	2.0	52	ug/kg	SBK03	SBK03-0.5	A4	P0		0.500
3.500000	3.5		J	2.0	51	ug/kg	SBN06	SBN06-0.5	A4	P0		0.500
3.500000	3.5		J	2.7	71	ug/kg	SBT13-P2	SBT13-PS2-15.0	A5	P0		15.000
3.400000	3.4		J	2.0	53	ug/kg	SBO12	SBO12-0.5	A5	P0		0.500
3.200000	3.2		J	2.3	59	ug/kg	SBI03	SBI03-4.0	A4	P0		4.000
3.200000	3.2		J	2.3	61	ug/kg	SBIJ	SBIJ-PS-5.0	A3	P0	COMP	5.000
3.200000	3.2		J	2.3	59	ug/kg	SBKLM2	SBKLM-PS-5.0	A3,	P0	COMP	5.000
3.200000	3.2		J	2.3	61	ug/kg	SBU09-T2	SBU09-T2-5.0	A2	P0		5.000
3.100000	3.1		J	2.0	52	ug/kg	SBG05	SBG105-0.5	A3	D		0.500
3.100000	3.1		J	2.0	51	ug/kg	SBG08-P1	SBG08-P1-0.5	A3	P0		0.500
3.100000	3.1		J	2.0	52	ug/kg	SBI08	SBI108-0.5	A3	D		0.500
3.100000	3.1		J	2.3	60	ug/kg	SBN04	SBN04-25.0	A2	P0		25.000
3.100000	3.1		J	2.0	51	ug/kg	SBO05	SBO05-0.5	A2	P0		0.500
3.100000	3.1		J	2.0	52	ug/kg	SBO06	SBO06-0.5	A2	P0		0.500
3.000000	3.0		J	2.0	52	ug/kg	SBG08-P1	SBG08-P1-1.0	A3	P0		1.000
2.900000	2.9		J	2.0	52	ug/kg	SBF05-P2	SBF05-P2-1.0	A3	P0		1.000
2.900000	2.9		J	2.0	51	ug/kg	SBL12	SBL12-0.5	A3	P0		0.500
2.900000	2.9		J	2.2	58	ug/kg	SBN11	SBN11-3.5	A5	P0		3.500
2.900000	2.9		J	2.0	52	ug/kg	SBO12	SBO112-0.5	A5	D		0.500
2.900000	2.9		J	2.0	53	ug/kg	SBT13-P2	SBT13-P2-0.5	A5	P0		0.500
2.800000	2.8		J	2.0	53	ug/kg	SBO10	SBO10-0.5	A4	P0		0.500
2.800000	2.8		J	2.0	53	ug/kg	SBQ05	SBQ05-0.5	A2	P0		0.500
2.700000	2.7		J	2.0	52	ug/kg	SBP04	SBP04-0.5	A2	P0		0.500
2.700000	2.7		J	2.1	54	ug/kg	SBP06	SBP106-5.0	A2	D		5.000
2.600000	2.6		J	2.4	62	ug/kg	SBM06	SBM06-4.5	A4	P0		4.500
2.600000	2.6		J	2.0	52	ug/kg	SBP05	SBP05-0.5	A2	P0		0.500
2.600000	2.6		J	2.2	58	ug/kg	SBP05	SBP05-10.0	A2	P0		10.000
2.600000	2.6		J	2.1	54	ug/kg	SBR12	SBR12-0.5	A5	P0		0.500
2.600000	2.6		J	2.0	52	ug/kg	SBS07	SBS07-0.5	A2	P0		0.500
2.500000	2.5		J	2.0	52	ug/kg	SBE03-P1	SBE03-P1-0.5	A3	P0		0.500
2.500000	2.5		J	2.0	51	ug/kg	SBM13-P2	SBM13-P2-0.5	A5	P0		0.500
2.500000	2.5		J	2.1	55	ug/kg	SBO13-P1	SBO13-PS1-3.0	A5	P0		3.000
2.500000	2.5		J	2.1	55	ug/kg	SBQ03-P1	SBQ03-P1-1.0	A2	P0		1.000
2.500000	2.5		J	2.1	54	ug/kg	SBS06	SBS06-0.5	A2	P0		0.500
2.500000	2.5		J	2.0	52	ug/kg	SBT10	SBT10-0.5	A2	P0		0.500
2.500000	2.5		J	2.1	54	ug/kg	SBV11-P1	SBV11-P1-1.0	A2	P0		1.000
2.400000	2.4		J	2.0	52	ug/kg	SBF08-P1	SBF08-P1-1.0	A3	P0		1.000
2.400000	2.4		J	2.0	52	ug/kg	SBG05	SBG05-0.5	A3	P0		0.500
2.400000	2.4		J	2.3	61	ug/kg	SBI11	SBI11-10.0	A3	P0		10.000
2.400000	2.4		J	2.0	53	ug/kg	SBJ13-P1	SBJ13-P1-1.0	A3	P0		1.000
2.400000	2.4		J	2.0	52	ug/kg	SBK10	SBK10-0.5	A3	P0		0.500
2.400000	2.4		J	2.0	51	ug/kg	SBK12	SBK12-7.0	A3	P0		7.000
2.400000	2.4		J	2.3	61	ug/kg	SBM13-P1	SBM13-PS1-5.0	A3	P0		5.000

Notes: Results sorted by: 1) parameter; 2) highest to lowest detected concentration; VQ - ABBL validation flag; LQ - lab qualifier; "J" - the result is an estimated quantity; "D" - analysis required dilution; "B" - analyte detected in blank; composite samples are indicated by the abbreviation "COMP". *The 2006 Tetra Tech results were converted from wet weight to dry weight based on depth-discrete average moisture content measured during ABBL's 2007 investigation (see report Section 1.4.3).

Table 3E
Cover Soil Analytical Results
Detected Polynuclear Aromatic Hydrocarbons

Cover Soil Report
Former CalCompact Landfill
Carson, California

Dry Wt. Conc.*	Reported Conc.*	VQ	LQ	MDL	PQL	Units	Boring ID	Sample ID	Landfill Cell	Primary (P0) or Dup (D)	Com-posite	Depth (ft bgs)
Anthracene												
2.400000	2.4		J	2.0	52	ug/kg	SBP04	SBP104-0.5	A2	D		0.500
2.400000	2.4		J	2.0	52	ug/kg	SBS10	SBS10-0.5	A2	P0		0.500
2.400000	2.4		J	2.0	53	ug/kg	SBT08	SBT08-0.5	A2	P0		0.500
2.300000	2.3		J	2.0	52	ug/kg	SBE03-P1	SBE03-P1-1.0	A3	P0		1.000
2.300000	2.3		J	2.0	52	ug/kg	SBF05-P1	SBF05-P1-1.0	A3	P0		1.000
2.300000	2.3		J	2.0	51	ug/kg	SBF06-P1	SBF06-P1-1.0	A3	P0		1.000
2.300000	2.3		J	2.0	52	ug/kg	SBH08	SBH08-0.5	A3	P0		0.500
2.300000	2.3		J	2.0	52	ug/kg	SBL10	SBL10-0.5	A4	P0		0.500
2.300000	2.3		J	2.1	54	ug/kg	SBP05	SBP05-5.0	A2	P0		5.000
2.300000	2.3		J	2.0	52	ug/kg	SBU10	SBU10-0.5	A2	P0		0.500
2.200000	2.2		J	2.0	52	ug/kg	SBE04-P1	SBE04-P1-0.5	A3	P0		0.500
2.200000	2.2		J	2.0	52	ug/kg	SBF07-P1	SBF107-P1-0.5	A3	D		0.500
2.200000	2.2		J	2.1	54	ug/kg	SBF08-P1	SBF08-P1-0.5	A3	P0		0.500
2.200000	2.2		J	2.0	52	ug/kg	SBH07	SBH07-0.5	A3	P0		0.500
2.200000	2.2		J	2.0	52	ug/kg	SBI09	SBI09-0.5	A3	P0		0.500
2.200000	2.2		J	2.1	55	ug/kg	SBM04	SBM104-0.5	A2	D		0.500
2.200000	2.2		J	2.1	56	ug/kg	SBP06	SBP106-15.0	A2	D		15.000
2.100000	2.1		J	2.0	53	ug/kg	SBJ13-P1	SBJ113-P1-0.5	A3	D		0.500
2.100000	2.1		J	2.0	52	ug/kg	SBP06	SBP06-0.5	A2	P0		0.500
2.100000	2.1		J	2.0	52	ug/kg	SBV09-T4	SBV09-T4-2.0	A2	P0		2.000
2.000000	2.0		J	2.0	52	ug/kg	SBF05	SBF05-0.5	A3	P0		0.500
Benzo(a)anthracene												
350.0000	350	J		3.4	60	ug/kg	SBO04	SBO04-9.5	A2	P0		9.500
0.314500	0.261			0.010	0.020	mg/kg	SBJ01	A2-J1-SB10-4'-D-REP2	A2	P0		4.000
220.0000	220			3.5	62	ug/kg	SBV11	SBV11-6.0	A2	P0		6.000
0.161400	0.143			0.050	0.100	mg/kg	SBL01	A2-L1-SB12-7'-D	A2	P0		7.000
0.135800	0.113			0.010	0.020	mg/kg	SBN01	A2-N1-SB14-8'-D	A2	P0		8.000
130.0000	130			3.0	53	ug/kg	SBI03	SBI03-0.5	A4	P0		0.500
100.0000	100			3.0	53	ug/kg	SBO09	SBO09-0.5	A4	P0		0.500
89.00000	89			2.9	52	ug/kg	SBR09	SBR09-0.5	A2	P0		0.500
0.085300	0.071			0.010	0.020	mg/kg	SBA02	A1-A2-SB29-8'-D	A1	P0		8.000
82.00000	82			3.3	58	ug/kg	SBO01-P1	SBO01-PS1-4.5	A2	P0		4.500
79.00000	79			2.9	52	ug/kg	SBN12	SBN12-0.5	A5	P0		0.500
75.00000	75			3.0	52	ug/kg	SBK11	SBK11-0.5	A3	P0		0.500
74.00000	74			3.3	58	ug/kg	SBJ03	SBJ03-3.0	A4	P0		3.000
72.00000	72			3.4	60	ug/kg	SBQ07	SBQ07-5.0	A2	P0		5.000
64.00000	64			3.0	52	ug/kg	SBQ07	SBQ07-0.5	A2	P0		0.500
61.00000	61			3.3	58	ug/kg	SBN11	SBN11-3.5	A5	P0		3.500
59.00000	59		J	29	520	ug/kg	SBK07	SBK07-0.5	A4	P0		0.500
0.054900	0.047	J		0.010	0.020	mg/kg	SBB03	A3-B3-SB31-5'-D-Dup	A3	D		5.000
48.00000	48		J	2.9	52	ug/kg	SBS10	SBS10-0.5	A2	P0		0.500
46.00000	46		J	3.5	62	ug/kg	SBG10-P1	SBG10-PS1-4.5	A3	P0		4.500
46.00000	46		J	5.9	100	ug/kg	SBM11	SBM11-0.5	A3	P0		0.500
42.00000	42		J	3.0	52	ug/kg	SBK03	SBK03-0.5	A4	P0		0.500

Notes: Results sorted by: 1) parameter; 2) highest to lowest detected concentration; VQ - ABBL validation flag; LQ - lab qualifier; "J" - the result is an estimated quantity; "D" - analysis required dilution; "B" - analyte detected in blank; composite samples are indicated by the abbreviation "COMP". *The 2006 Tetra Tech results were converted from wet weight to dry weight based on depth-discrete average moisture content measured during ABBL's 2007 investigation (see report Section 1.4.3).

Table 3E
Cover Soil Analytical Results
Detected Polynuclear Aromatic Hydrocarbons

Cover Soil Report
Former CalCompact Landfill
Carson, California

Dry Wt. Conc.*	Reported Conc.*	VQ	LQ	MDL	PQL	Units	Boring ID	Sample ID	Landfill Cell	Primary (P0) or Dup (D)	Com-posite	Depth (ft bgs)
Benzo(a)anthracene												
40.00000	40		J	3.1	54	ug/kg	SBQ05	SBQ05-5.0	A2	P0		5.000
39.00000	39		J	3.2	56	ug/kg	SBP05	SBP05-15.0	A2	P0		15.000
38.00000	38		J	3.0	52	ug/kg	SBJ06	SBJ06-0.5	A4	P0		0.500
36.00000	36		J	2.9	52	ug/kg	SBQ08	SBQ08-0.5	A2	P0		0.500
35.00000	35		J	3.0	53	ug/kg	SBP08	SBP08-0.5	A4	P0		0.500
34.00000	34		J	3.2	57	ug/kg	SBK05	SBK05-3.5'	A4	P0		3.500
34.00000	34		J	3.5	62	ug/kg	SBQ06	SBQ06-5.0	A2	P0		5.000
33.00000	33		J	3.2	57	ug/kg	SBP05	SBP105-10.0	A2	D		10.000
30.00000	30		J	2.9	52	ug/kg	SBH08	SBH08-0.5	A3	P0		0.500
29.00000	29		J	3.0	52	ug/kg	SBG05	SBG105-0.5	A3	D		0.500
29.00000	29		J	3.0	52	ug/kg	SBH05	SBH105-0.5	A3	D		0.500
29.00000	29		J	3.0	53	ug/kg	SBN04	SBN04-0.5	A2	P0		0.500
29.00000	29		J	2.9	51	ug/kg	SBO05	SBO05-0.5	A2	P0		0.500
29.00000	29		J	3.2	57	ug/kg	SBQ05	SBQ05-10.0	A2	P0		10.000
27.00000	27		J	3.0	52	ug/kg	SBJ04	SBJ04-0.5	A4	P0		0.500
27.00000	27		J	3.0	53	ug/kg	SBQ05	SBQ05-0.5	A2	P0		0.500
26.00000	26		J	3.0	52	ug/kg	SBI08	SBI108-0.5	A3	D		0.500
22.00000	22		J	2.9	51	ug/kg	SBI07	SBI07-0.5	A3	P0		0.500
21.00000	21		J	2.9	52	ug/kg	SBO06	SBO06-0.5	A2	P0		0.500
21.00000	21		J	3.0	53	ug/kg	SBP09	SBP09-0.5	A4	P0		0.500
21.00000	21		J	3.0	53	ug/kg	SBT08-P1	SBT08-P1-1.0	A2	P0		1.000
20.00000	20		J	3.0	52	ug/kg	SBO04	SBO04-0.5	A2	P0		0.500
20.00000	20		J	2.9	52	ug/kg	SBP06	SBP06-0.5	A2	P0		0.500
19.00000	19		J	2.9	52	ug/kg	SBP05	SBP05-0.5	A2	P0		0.500
19.00000	19		J	3.1	54	ug/kg	SBQ13-P1	SBQ13-P1-1.0	A5	P0		1.000
18.00000	18		J	3.0	53	ug/kg	SBM13-P2	SBM13-P2-1.0	A5	P0		1.000
17.00000	17		J	3.1	54	ug/kg	SBJ04	SBJ04-2.0	A4	P0		2.000
17.00000	17		J	3.2	57	ug/kg	SBL06	SBL06-4.5	A4	P0		4.500
17.00000	17		J	2.9	51	ug/kg	SBN05	SBN05-0.5	A2	P0		0.500
17.00000	17		J	3.3	58	ug/kg	SBP05	SBP05-10.0	A2	P0		10.000
17.00000	17		J	3.8	67	ug/kg	SBR05-P2	SBR05-PS2-3.5	A2	P0		3.500
16.00000	16		J	3.0	52	ug/kg	SBG06	SBG106-0.5	A3	D		0.500
16.00000	16		J	3.4	60	ug/kg	SBH09	SBH09-14.0	A3	P0		14.000
16.00000	16		J	3.2	56	ug/kg	SBP06	SBP106-15.0	A2	D		15.000
15.00000	15		J	3.0	53	ug/kg	SBJ13-P1	SBJ13-P1-1.0	A3	P0		1.000
15.00000	15		J	3.1	54	ug/kg	SBP05	SBP05-5.0	A2	P0		5.000
0.014000	0.012		J	0.010	0.020	mg/kg	SBC03	A3-C3-SB32-5'-D	A3	P0		5.000
0.014000	0.012		J	0.010	0.020	mg/kg	SBD03	A3-D3-SB33-5'-D	A3	P0		5.000
14.00000	14		J	3.0	52	ug/kg	SBI06	SBI06-0.5	A4	P0		0.500
14.00000	14		J	3.0	53	ug/kg	SBJ13-P1	SBJ113-P1-0.5	A3	D		0.500
14.00000	14		J	2.9	52	ug/kg	SBN10	SBN10-0.5	A4	P0		0.500
14.00000	14		J	3.0	52	ug/kg	SBP04	SBP104-0.5	A2	D		0.500
14.00000	14		J	3.5	62	ug/kg	SBT08-P1	SBT08-PS1-3.0	A2	P0		3.000
13.00000	13		J	3.0	52	ug/kg	SBG06	SBG06-0.5	A3	P0		0.500
13.00000	13		J	3.1	54	ug/kg	SBR06	SBR06-0.5	A2	P0		0.500

Notes: Results sorted by: 1) parameter; 2) highest to lowest detected concentration; VQ - ABBL validation flag; LQ - lab qualifier; "J" - the result is an estimated quantity; "D" - analysis required dilution; "B" - analyte detected in blank; composite samples are indicated by the abbreviation "COMP". *The 2006 Tetra Tech results were converted from wet weight to dry weight based on depth-discrete average moisture content measured during ABBL's 2007 investigation (see report Section 1.4.3).

Table 3E
Cover Soil Analytical Results
Detected Polynuclear Aromatic Hydrocarbons

Cover Soil Report
Former CalCompact Landfill
Carson, California

Dry Wt. Conc.*	Reported Conc.*	VQ	LQ	MDL	PQL	Units	Boring ID	Sample ID	Landfill Cell	Primary (P0) or Dup (D)	Com-posite	Depth (ft bgs)
Benzo(a)anthracene												
13.00000	13		J	3.0	53	ug/kg	SBR10	SBR10-0.5	A5	P0		0.500
12.00000	12		J	3.0	52	ug/kg	SBH07	SBH07-0.5	A3	P0		0.500
12.00000	12		J	3.0	53	ug/kg	SBJ13-P1	SBJ13-P1-0.5	A3	P0		0.500
12.00000	12		J	3.0	52	ug/kg	SBL06	SBL106-0.5	A4	D		0.500
12.00000	12		J	2.9	52	ug/kg	SBM05	SBM05-0.5	A4	P0		0.500
12.00000	12		J	3.0	52	ug/kg	SBO07	SBO07-0.5	A4	P0		0.500
12.00000	12		J	3.0	52	ug/kg	SBP04	SBP04-0.5	A2	P0		0.500
12.00000	12		J	3.0	53	ug/kg	SBS08	SBS08-0.5	A2	P0		0.500
11.00000	11		J	3.1	54	ug/kg	SBP06	SBP106-5.0	A2	D		5.000
11.00000	11		J	3.0	53	ug/kg	SBT08-P1	SBT08-P1-0.5	A2	P0		0.500
11.00000	11		J	3.0	52	ug/kg	SBT11	SBT11-0.5	A2	P0		0.500
11.00000	11		J	2.9	51	ug/kg	SBU09-T3	SBU09-T3-0.5	A2	P0		0.500
9.800000	9.8		J	2.9	52	ug/kg	SBF06-P1	SBF06-P1-0.5	A3	P0		0.500
9.700000	9.7		J	3.0	53	ug/kg	SBK13-P1	SBK13-P1-0.5	A3	P0		0.500
9.700000	9.7		J	2.9	51	ug/kg	SBM13-P2	SBM13-P2-0.5	A5	P0		0.500
9.400000	9.4		J	3.6	63	ug/kg	SBS09	SBS09-3.5	A2	P0		3.500
9.300000	9.3		J	3.1	54	ug/kg	SBF08-P1	SBF08-P1-0.5	A3	P0		0.500
9.300000	9.3		J	3.2	55	ug/kg	SBM04	SBM104-0.5	A2	D		0.500
9.300000	9.3		J	3.0	52	ug/kg	SBM13-P1	SBM13-P1-0.5	A3	P0		0.500
9.200000	9.2		J	3.3	58	ug/kg	SBR09	SBR09-10.0	A2	P0		10.000
9.000000	9.0		J	3.1	54	ug/kg	SBM04	SBM04-0.5	A2	P0		0.500
9.000000	9.0		J	3.1	54	ug/kg	SBR05	SBR05-0.5	A2	P0		0.500
8.900000	8.9		J	3.0	53	ug/kg	SBL13-P1	SBL13-P1-1.0	A3	P0		1.000
8.800000	8.8		J	3.1	54	ug/kg	SBK13-P1	SBK13-P1-1.0	A3	P0		1.000
8.700000	8.7		J	3.2	57	ug/kg	SBP03-T1	SBP03-T1-T2	A2	P0	COMP	0.000
8.700000	8.7		J	3.1	54	ug/kg	SBP06	SBP06-5.0	A2	P0		5.000
8.700000	8.7		J	3.2	56	ug/kg	SBV11-P2	SBV11-P2-0.5	A2	P0		0.500
8.600000	8.6		J	3.2	57	ug/kg	SBP06	SBP06-15.0	A2	P0		15.000
8.500000	8.5		J	3.0	53	ug/kg	SBK13-P1	SBK113-P1-1.0	A3	D		1.000
8.500000	8.5		J	3.1	55	ug/kg	SBP06	SBP06-10.0	A2	P0		10.000
8.500000	8.5		J	3.0	53	ug/kg	SBU09-T1	SBU09-T1-0.5	A2	P0		0.500
8.400000	8.4		J	2.9	52	ug/kg	SBF07-P1	SBF107-P1-0.5	A3	D		0.500
8.300000	8.3		J	3.0	52	ug/kg	SBV09-T3	SBV09-T3-0.5	A2	P0		0.500
8.100000	8.1		J	3.0	53	ug/kg	SBJ07	SBJ07-0.5	A4	P0		0.500
8.000000	8.0		J	3.0	53	ug/kg	SBL13-P1	SBL13-P1-0.5	A3	P0		0.500
8.000000	8.0		J	3.0	52	ug/kg	SBM13-P1	SBM13-P1-1.0	A3	P0		1.000
7.900000	7.9		J	3.0	52	ug/kg	SBF07-P1	SBF07-P1-1.0	A3	P0		1.000
7.900000	7.9		J	3.2	56	ug/kg	SBJ04	SBJ04-7.0	A4	P0		7.000
7.900000	7.9		J	3.1	54	ug/kg	SBT13-P2	SBT13-P2-1.0	A5	P0		1.000
7.700000	7.7		J	2.9	52	ug/kg	SBF07-P1	SBF07-P1-0.5	A3	P0		0.500
7.700000	7.7		J	3.0	52	ug/kg	SBF07-P1	SBF107-P1-1.0	A3	D		1.000
7.600000	7.6		J	3.0	53	ug/kg	SBJ13-P2	SBJ13-P2-1.0	A3	P0		1.000
7.600000	7.6		J	2.9	52	ug/kg	SBL11	SBL11-0.5	A3	P0		0.500
7.500000	7.5		J	3.0	52	ug/kg	SBJ13-P2	SBJ13-P2-0.5	A3	P0		0.500
7.500000	7.5		J	3.1	54	ug/kg	SBR05-P2	SBR05-P2-0.5	A2	P0		0.500

Notes: Results sorted by: 1) parameter; 2) highest to lowest detected concentration; VQ - ABBL validation flag; LQ - lab qualifier; "J" - the result is an estimated quantity; "D" - analysis required dilution; "B" - analyte detected in blank; composite samples are indicated by the abbreviation "COMP". *The 2006 Tetra Tech results were converted from wet weight to dry weight based on depth-discrete average moisture content measured during ABBL's 2007 investigation (see report Section 1.4.3).

Table 3E
Cover Soil Analytical Results
Detected Polynuclear Aromatic Hydrocarbons

Cover Soil Report
Former CalCompact Landfill
Carson, California

Dry Wt. Conc.*	Reported Conc.*	VQ	LQ	MDL	PQL	Units	Boring ID	Sample ID	Landfill Cell	Primary (P0) or Dup (D)	Com-posite	Depth (ft bgs)
Benzo(a)anthracene												
7.500000	7.5		J	3.1	54	ug/kg	SBV11-P1	SBV11-P1-1.0	A2	P0		1.000
7.200000	7.2		J	2.9	52	ug/kg	SBG09-P1	SBG09-P1-1.0	A3	P0		1.000
7.200000	7.2		J	3.0	52	ug/kg	SBH05	SBH05-0.5	A3	P0		0.500
7.200000	7.2		J	3.0	52	ug/kg	SBK05	SBK05-0.5	A4	P0		0.500
7.200000	7.2		J	3.0	53	ug/kg	SBT07-P1	SBT07-P1-0.5	A2	P0		0.500
7.100000	7.1		J	3.0	52	ug/kg	SBF08-P1	SBF08-P1-1.0	A3	P0		1.000
7.100000	7.1		J	3.2	57	ug/kg	SBM13-P2	SBM13-PS2-7.5	A5	P0		7.500
7.000000	7.0		J	2.9	51	ug/kg	SBL04	SBL04-0.5	A4	P0		0.500
7.000000	7.0		J	3.1	54	ug/kg	SBR05-P1	SBR05-P1-0.5	A2	P0		0.500
6.900000	6.9		J	2.9	51	ug/kg	SBI04	SBI04-0.5	A4	P0		0.500
6.900000	6.9		J	3.0	53	ug/kg	SBP13-P1	SBP13-P1-0.5	A5	P0		0.500
6.900000	6.9		J	3.1	54	ug/kg	SBS06-P2	SBS06-P2-0.5	A2	P0		0.500
6.900000	6.9		J	3.0	53	ug/kg	SBT13-P2	SBT13-P2-0.5	A5	P0		0.500
6.900000	6.9		J	3.1	54	ug/kg	SBV10-P1	SBV10-P1-0.5	A2	P0		0.500
6.800000	6.8		J	2.9	51	ug/kg	SBJ09	SBJ09-0.5	A3	P0		0.500
6.800000	6.8		J	3.4	60	ug/kg	SBN04	SBN04-25.0	A2	P0		25.000
6.700000	6.7		J	2.9	52	ug/kg	SBL10	SBL10-0.5	A4	P0		0.500
6.700000	6.7		J	3.1	54	ug/kg	SBN08	SBN08-5.0	A4	P0		5.000
6.700000	6.7		J	3.3	58	ug/kg	SBO06	SBO06-20.0	A2	P0		20.000
6.700000	6.7		J	3.4	59	ug/kg	SBT12	SBT12-7.0	A5	P0		7.000
6.600000	6.6		J	3.0	52	ug/kg	SBJ03	SBJ03-0.5	A4	P0		0.500
6.600000	6.6		J	2.9	52	ug/kg	SBJ10	SBJ10-0.5	A3	P0		0.500
6.600000	6.6		J	3.1	55	ug/kg	SBQ03-P1	SBQ03-P1-1.0	A2	P0		1.000
6.600000	6.6		J	3.0	53	ug/kg	SBU13-P1	SBU13-P1-0.5	A2	P0		0.500
6.600000	6.6		J	3.1	54	ug/kg	SBV11	SBV11-0.5	A2	P0		0.500
6.600000	6.6		J	3.3	58	ug/kg	SBV11-P2	SBV11-P2-1.0	A2	P0		1.000
6.500000	6.5		J	2.9	52	ug/kg	SBP07	SBP07-0.5	A2	P0		0.500
6.500000	6.5		J	3.5	61	ug/kg	SBU09	SBU09-5.0	A2	P0		5.000
6.500000	6.5		J	3.0	53	ug/kg	SBV09-T2	SBV09-T2-0.5	A2	P0		0.500
6.400000	6.4		J	3.0	53	ug/kg	SBI11-P1	SBI11-P1-1.0	A3	P0		1.000
6.400000	6.4		J	3.4	60	ug/kg	SBP09	SBP09-24.5	A4	P0		24.500
6.400000	6.4		J	3.0	53	ug/kg	SBQ06	SBQ06-0.5	A2	P0		0.500
6.300000	6.3		J	3.0	52	ug/kg	SBM13-P1	SBM113-P1-0.5	A3	D		0.500
6.200000	6.2		J	3.9	68	ug/kg	SBR06	SBR06-9.0	A2	P0		9.000
6.000000	6.0		J	3.2	57	ug/kg	SBP03-T1	SBP03-T1-T2D	A2	D	COMP	0.000
6.000000	6.0		J	2.9	51	ug/kg	SBU09-T2	SBU09-T2-0.5	A2	P0		0.500
6.000000	6.0		J	3.0	52	ug/kg	SBU12	SBU12-0.5	A2	P0		0.500
5.900000	5.9		J	3.0	52	ug/kg	SBJ11	SBJ11-0.5	A3	P0		0.500
5.900000	5.9		J	3.0	53	ug/kg	SBL06	SBL06-0.5	A4	P0		0.500
5.900000	5.9		J	3.0	53	ug/kg	SBO10	SBO10-0.5	A4	P0		0.500
5.900000	5.9		J	3.0	52	ug/kg	SBO12	SBO112-0.5	A5	D		0.500
5.900000	5.9		J	3.1	54	ug/kg	SBR05-P2	SBR05-P2-1.0	A2	P0		1.000
5.900000	5.9		J	3.0	52	ug/kg	SBR12	SBR112-0.5	A5	D		0.500
5.900000	5.9		J	3.0	53	ug/kg	SBV13-P1	SBV13-P1-0.5	A2	P0		0.500
5.800000	5.8		J	3.3	58	ug/kg	SBK04	SBK04-4.0	A4	P0		4.000

Notes: Results sorted by: 1) parameter; 2) highest to lowest detected concentration; VQ - ABBL validation flag; LQ - lab qualifier; "J" - the result is an estimated quantity; "D" - analysis required dilution; "B" - analyte detected in blank; composite samples are indicated by the abbreviation "COMP". *The 2006 Tetra Tech results were converted from wet weight to dry weight based on depth-discrete average moisture content measured during ABBL's 2007 investigation (see report Section 1.4.3).

Table 3E
Cover Soil Analytical Results
Detected Polynuclear Aromatic Hydrocarbons

Cover Soil Report
Former CalCompact Landfill
Carson, California

Dry Wt. Conc.*	Reported Conc.*	VQ	LQ	MDL	PQL	Units	Boring ID	Sample ID	Landfill Cell	Primary (P0) or Dup (D)	Com-posite	Depth (ft bgs)
Benzo(a)anthracene												
5.800000	5.8		J	2.9	52	ug/kg	SBM07	SBM07-0.5	A4	P0		0.500
5.800000	5.8		J	3.1	54	ug/kg	SBQ04-P1	SBQ04-P1-0.5	A2	P0		0.500
5.800000	5.8		J	3.1	55	ug/kg	SBU09-P1	SBU09-P1-1.0	A2	P0		1.000
5.800000	5.8		J	3.0	53	ug/kg	SBV09-T1	SBV09-T1-0.5	A2	P0		0.500
5.700000	5.7	J	J	3.0	52	ug/kg	SBI09	SBI09-0.5	A3	P0		0.500
5.700000	5.7		J	3.0	52	ug/kg	SBI11-P1	SBI11-P1-0.5	A3	P0		0.500
5.700000	5.7		J	3.2	56	ug/kg	SBL05	SBL05-4.0	A4	P0		4.000
5.700000	5.7		J	3.0	53	ug/kg	SBO12	SBO12-0.5	A5	P0		0.500
5.700000	5.7		J	3.1	55	ug/kg	SBR05-P2	SBR105-P2-1.0	A2	D		1.000
5.700000	5.7		J	3.0	53	ug/kg	SBT12	SBT12-0.5	A5	P0		0.500
5.600000	5.6		J	3.5	61	ug/kg	SBF08-P1	SBF08-PS1-6.5	A3	P0		6.500
5.600000	5.6		J	3.0	52	ug/kg	SBG05	SBG05-0.5	A3	P0		0.500
5.600000	5.6		J	3.1	54	ug/kg	SBS06-P1	SBS06-P1-0.5	A2	P0		0.500
5.500000	5.5		J	3.0	53	ug/kg	SBQ09	SBQ09-0.5	A4	P0		0.500
5.500000	5.5		J	3.0	53	ug/kg	SBV12	SBV12-0.5	A2	P0		0.500
5.400000	5.4		J	2.9	52	ug/kg	SBH10-P1	SBH10-P1-0.5	A3	P0		0.500
5.400000	5.4		J	3.0	52	ug/kg	SBL05	SBL05-0.5	A4	P0		0.500
5.400000	5.4		J	3.1	54	ug/kg	SBP13-P1	SBP13-P1-1.0	A5	P0		1.000
5.300000	5.3		J	2.9	52	ug/kg	SBI12-P1	SBI12-P1-0.5	A3	P0		0.500
5.300000	5.3		J	2.9	52	ug/kg	SBJ08	SBJ08-0.5	A3	P0		0.500
5.300000	5.3		J	2.9	52	ug/kg	SBJ10	SBJ110-0.5	A3	D		0.500
5.200000	5.2		J	3.5	62	ug/kg	SBEF	SBEF-PS-5.0	A3	P0	COMP	5.000
5.100000	5.1		J	3.4	60	ug/kg	SBP02-P1	SBP02-P1-1.0	A2	P0		1.000
5.000000	5.0		J	3.1	54	ug/kg	SBS06	SBS06-0.5	A2	P0		0.500
5.000000	5.0		J	3.2	56	ug/kg	SBS06-P1	SBS06-P1-1.0	A2	P0		1.000
5.000000	5.0		J	3.0	52	ug/kg	SBT10	SBT10-0.5	A2	P0		0.500
4.900000	4.9		J	3.0	53	ug/kg	SBT08	SBT08-0.5	A2	P0		0.500
4.800000	4.8		J	2.9	51	ug/kg	SBI08	SBI08-0.5	A3	P0		0.500
4.800000	4.8		J	3.2	56	ug/kg	SBS13-P1	SBS13-PS1-4.0	A5	P0		4.000
4.800000	4.8		J	2.9	51	ug/kg	SBV10-T2	SBV10-T2-0.5	A2	P0		0.500
4.700000	4.7		J	3.4	60	ug/kg	SBO09	SBO09-10.0	A4	P0		10.000
4.700000	4.7		J	3.0	53	ug/kg	SBQ13-P1	SBQ13-P1-0.5	A5	P0		0.500
4.600000	4.6		J	2.9	52	ug/kg	SBH09	SBH09-0.5	A3	P0		0.500
4.600000	4.6		J	3.4	60	ug/kg	SBN10	SBN10-9.0	A4	P0		9.000
4.600000	4.6		J	3.3	58	ug/kg	SBO05	SBO05-15.0	A2	P0		15.000
4.600000	4.6		J	3.1	54	ug/kg	SBR12	SBR12-0.5	A5	P0		0.500
4.500000	4.5		J	3.0	52	ug/kg	SBF05	SBF05-0.5	A3	P0		0.500
4.500000	4.5		J	2.9	52	ug/kg	SBJ09	SBJ109-0.5	A3	D		0.500
4.500000	4.5		J	3.0	53	ug/kg	SBP13-P2	SBP13-P2-1.0	A5	P0		1.000
4.400000	4.4		J	3.0	52	ug/kg	SBG10-P1	SBG10-P1-1.0	A3	P0		1.000
4.400000	4.4		J	3.2	56	ug/kg	SBP03-P1	SBP03-P1-1.0	A2	P0		1.000
4.400000	4.4		J	3.0	53	ug/kg	SBV11-P1	SBV11-P1-0.5	A2	P0		0.500
4.300000	4.3		J	3.4	60	ug/kg	SBO09	SBO09-5.0	A4	P0		5.000
4.300000	4.3		J	3.4	60	ug/kg	SBR05-T2	SBR05-T2-5.5	A2	P0		5.500
4.200000	4.2		J	3.0	52	ug/kg	SBN13-P1	SBN13-P1-0.5	A5	P0		0.500

Notes: Results sorted by: 1) parameter; 2) highest to lowest detected concentration; VQ - ABBL validation flag; LQ - lab qualifier; "J" - the result is an estimated quantity; "D" - analysis required dilution; "B" - analyte detected in blank; composite samples are indicated by the abbreviation "COMP". *The 2006 Tetra Tech results were converted from wet weight to dry weight based on depth-discrete average moisture content measured during ABBL's 2007 investigation (see report Section 1.4.3).

Table 3E
Cover Soil Analytical Results
Detected Polynuclear Aromatic Hydrocarbons

Cover Soil Report
Former CalCompact Landfill
Carson, California

Dry Wt. Conc.*	Reported Conc.*	VQ	LQ	MDL	PQL	Units	Boring ID	Sample ID	Landfill Cell	Primary (P0) or Dup (D)	Com-posite	Depth (ft bgs)
Benzo(a)anthracene												
4.200000	4.2		J	2.9	52	ug/kg	SBO13-P1	SBO13-P1-1.0	A5	P0		1.000
4.200000	4.2		J	3.4	60	ug/kg	SBQ09	SBQ09-10.0	A4	P0		10.000
4.200000	4.2		J	3.0	52	ug/kg	SBS07	SBS07-0.5	A2	P0		0.500
4.100000	4.1		J	2.9	51	ug/kg	SBG09-P1	SBG09-P1-0.5	A3	P0		0.500
4.100000	4.1		J	2.9	52	ug/kg	SBR07	SBR07-0.5	A2	P0		0.500
4.000000	4.0		J	2.9	51	ug/kg	SBF06-P1	SBF06-P1-1.0	A3	P0		1.000
4.000000	4.0		J	3.0	52	ug/kg	SBK04	SBK04-0.5	A4	P0		0.500
4.000000	4.0		J	2.9	51	ug/kg	SBK12	SBK12-7.0	A3	P0		7.000
4.000000	4.0		J	3.2	57	ug/kg	SBN04	SBN04-5.0	A2	P0		5.000
4.000000	4.0		J	3.0	52	ug/kg	SBP13-P2	SBP13-P2-0.5	A5	P0		0.500
4.000000	4.0		J	2.9	52	ug/kg	SBS12	SBS12-0.5	A5	P0		0.500
4.000000	4.0		J	3.0	53	ug/kg	SBT07-P1	SBT07-P1-1.0	A2	P0		1.000
3.900000	3.9		J	2.9	52	ug/kg	SBH10	SBH10-0.5	A3	P0		0.500
3.900000	3.9		J	3.2	57	ug/kg	SBK03	SBK03-4.0	A4	P0		4.000
3.900000	3.9		J	2.9	51	ug/kg	SBK09	SBK09-0.5	A4	P0		0.500
3.900000	3.9		J	3.6	62	ug/kg	SBS06-T2	SBS06-T2-7.5	A2	P0		7.500
3.900000	3.9		J	3.0	52	ug/kg	SBT13-P1	SBT13-P1-0.5	A5	P0		0.500
3.900000	3.9		J	2.9	52	ug/kg	SBU10	SBU10-0.5	A2	P0		0.500
3.800000	3.8		J	3.5	61	ug/kg	SBIJ	SBIJ-PS-5.0	A3	P0	COMP	5.000
3.700000	3.7		J	3.0	52	ug/kg	SBH10-P1	SBH10-P1-1.0	A3	P0		1.000
3.700000	3.7		J	2.9	51	ug/kg	SBS07	SBS107-0.5	A2	D		0.500
3.700000	3.7		J	3.1	54	ug/kg	SBU09-P1	SBU09-P1-0.5	A2	P0		0.500
3.700000	3.7		J	2.9	52	ug/kg	SBV09-T4	SBV09-T4-2.0	A2	P0		2.000
3.600000	3.6		J	2.9	52	ug/kg	SBG10-P1	SBG10-P1-0.5	A3	P0		0.500
3.600000	3.6		J	2.9	52	ug/kg	SBH06	SBH06-0.5	A3	P0		0.500
3.600000	3.6		J	3.4	60	ug/kg	SBP04	SBP04-5.0	A2	P0		5.000
3.600000	3.6		J	3.1	54	ug/kg	SBU13-P1	SBU13-P1-1.0	A2	P0		1.000
3.500000	3.5		J	3.0	53	ug/kg	SBG07	SBG07-0.5	A3	P0		0.500
3.500000	3.5		J	3.0	52	ug/kg	SBN07	SBN07-0.5	A4	P0		0.500
3.500000	3.5		J	3.1	54	ug/kg	SBP12	SBP12-0.5	A5	P0		0.500
3.500000	3.5		J	3.0	53	ug/kg	SBT13-P1	SBT13-P1-1.0	A5	P0		1.000
3.300000	3.3		J	2.9	52	ug/kg	SBS09	SBS09-0.5	A2	P0		0.500
3.300000	3.3		J	2.9	52	ug/kg	SBU09	SBU09-0.5	A2	P0		0.500
3.300000	3.3		J	3.2	56	ug/kg	SBV12	SBV112-1.5	A2	D		1.500
3.200000	3.2		J	3.0	52	ug/kg	SBM08	SBM08-0.5	A4	P0		0.500
3.200000	3.2		J	3.1	55	ug/kg	SBV13-P1	SBV13-P1-1.0	A2	P0		1.000
3.100000	3.1		J	3.0	52	ug/kg	SBK10	SBK10-0.5	A3	P0		0.500
3.100000	3.1		J	3.0	52	ug/kg	SBM12	SBM12-0.5	A3	P0		0.500
3.100000	3.1		J	3.0	52	ug/kg	SBN13-P1	SBN13-P1-1.0	A5	P0		1.000
3.100000	3.1		J	3.0	53	ug/kg	SBQ11	SBQ11-0.5	A5	P0		0.500
3.100000	3.1		J	3.0	53	ug/kg	SBU09-P2	SBU09-P2-0.5	A2	P0		0.500
Benzo(a)pyrene												
1700.000	1700	J	J	400	6200	ug/kg	SBN07	SBN07-14.5	A4	P0		14.500
0.434900	0.361			0.010	0.020	mg/kg	SBJ01	A2-J1-SB10-4'-D-REP2	A2	P0		4.000

Notes: Results sorted by: 1) parameter; 2) highest to lowest detected concentration; VQ - ABBL validation flag; LQ - lab qualifier; "J" - the result is an estimated quantity; "D" - analysis required dilution; "B" - analyte detected in blank; composite samples are indicated by the abbreviation "COMP". *The 2006 Tetra Tech results were converted from wet weight to dry weight based on depth-discrete average moisture content measured during ABBL's 2007 investigation (see report Section 1.4.3).

Table 3E
Cover Soil Analytical Results
Detected Polynuclear Aromatic Hydrocarbons

Cover Soil Report
Former CalCompact Landfill
Carson, California

Dry Wt. Conc.*	Reported Conc.*	VQ	LQ	MDL	PQL	Units	Boring ID	Sample ID	Landfill Cell	Primary (P0) or Dup (D)	Com-posite	Depth (ft bgs)
Benzo(a)pyrene												
210.0000	210			3.4	53	ug/kg	SBO09	SBO09-0.5	A4	P0		0.500
200.0000	200			3.4	53	ug/kg	SBI03	SBI03-0.5	A4	P0		0.500
190.0000	190	J		3.9	60	ug/kg	SBO04	SBO04-9.5	A2	P0		9.500
180.0000	180			3.7	58	ug/kg	SBJ03	SBJ03-3.0	A4	P0		3.000
170.0000	170			3.6	57	ug/kg	SBK03	SBK03-4.0	A4	P0		4.000
160.0000	160			3.3	52	ug/kg	SBR09	SBR09-0.5	A2	P0		0.500
140.0000	140			7.3	110	ug/kg	SBH10	SBH10-15.0	A3	P0		15.000
120.0000	120			3.3	52	ug/kg	SBK03	SBK03-0.5	A4	P0		0.500
120.0000	120			3.3	52	ug/kg	SBK11	SBK11-0.5	A3	P0		0.500
110.0000	110			3.3	52	ug/kg	SBN12	SBN12-0.5	A5	P0		0.500
110.0000	110	J		3.3	52	ug/kg	SBO10	SBO110-0.5	A4	D		0.500
100.0000	100			3.6	57	ug/kg	SBK05	SBK05-3.5'	A4	P0		3.500
100.0000	100			3.3	52	ug/kg	SBQ08	SBQ08-0.5	A2	P0		0.500
95.00000	95			3.7	58	ug/kg	SBN11	SBN11-3.5	A5	P0		3.500
94.00000	94			3.4	53	ug/kg	SBS11	SBS11-0.5	A5	P0		0.500
89.00000	89			3.3	52	ug/kg	SBS10	SBS10-0.5	A2	P0		0.500
80.00000	80			3.3	51	ug/kg	SBI07	SBI07-0.5	A3	P0		0.500
76.00000	76			3.3	52	ug/kg	SBJ04	SBJ04-0.5	A4	P0		0.500
74.00000	74			3.7	58	ug/kg	SBO01-P1	SBO01-PS1-4.5	A2	P0		4.500
74.00000	74			4.0	62	ug/kg	SBQ06	SBQ06-5.0	A2	P0		5.000
0.068900	0.066			0.020	0.040	mg/kg	SBM03	A2-M3-SB42-0.5'-D-Dup	A2	D		0.500
68.00000	68			3.4	53	ug/kg	SBQ05	SBQ05-0.5	A2	P0		0.500
68.00000	68			3.4	54	ug/kg	SBQ05	SBQ05-5.0	A2	P0		5.000
65.00000	65			3.3	52	ug/kg	SBJ06	SBJ06-0.5	A4	P0		0.500
65.00000	65			3.6	56	ug/kg	SBP05	SBP05-15.0	A2	P0		15.000
63.00000	63			3.4	54	ug/kg	SBN08	SBN08-5.0	A4	P0		5.000
60.00000	60			3.4	53	ug/kg	SBP08	SBP08-0.5	A4	P0		0.500
59.00000	59			3.6	57	ug/kg	SBQ05	SBQ05-10.0	A2	P0		10.000
53.00000	53	J		3.3	52	ug/kg	SBG05	SBG105-0.5	A3	D		0.500
53.00000	53	J		3.3	52	ug/kg	SBI08	SBI108-0.5	A3	D		0.500
53.00000	53			3.4	53	ug/kg	SBN04	SBN04-0.5	A2	P0		0.500
50.00000	50		J	3.3	52	ug/kg	SBH08	SBH08-0.5	A3	P0		0.500
44.00000	44		J	4.0	62	ug/kg	SBG10-P1	SBG10-PS1-4.5	A3	P0		4.500
44.00000	44		J	3.3	52	ug/kg	SBP06	SBP06-0.5	A2	P0		0.500
44.00000	44		J	3.4	53	ug/kg	SBP09	SBP09-0.5	A4	P0		0.500
43.00000	43		J	3.3	52	ug/kg	SBH05	SBH105-0.5	A3	D		0.500
41.00000	41		J	3.3	52	ug/kg	SBP05	SBP05-0.5	A2	P0		0.500
0.040700	0.039		J	0.020	0.040	mg/kg	SBM03	A2-M3-SB42-0.5'-D	A2	P0		0.500
40.00000	40		J	3.5	54	ug/kg	SBJ04	SBJ04-2.0	A4	P0		2.000
40.00000	40		J	3.3	52	ug/kg	SBO06	SBO06-0.5	A2	P0		0.500
39.00000	39		J	3.3	52	ug/kg	SBO04	SBO04-0.5	A2	P0		0.500
0.038600	0.033	J		0.010	0.020	mg/kg	SBB03	A3-B3-SB31-5'-D-Dup	A3	D		5.000
37.00000	37		J	3.3	52	ug/kg	SBP04	SBP104-0.5	A2	D		0.500
37.00000	37		J	3.9	60	ug/kg	SBP09	SBP09-24.5	A4	P0		24.500
36.00000	36		J	3.9	60	ug/kg	SBQ09	SBQ09-10.0	A4	P0		10.000

Notes: Results sorted by: 1) parameter; 2) highest to lowest detected concentration; VQ - ABBL validation flag; LQ - lab qualifier; "J" - the result is an estimated quantity; "D" - analysis required dilution; "B" - analyte detected in blank; composite samples are indicated by the abbreviation "COMP". *The 2006 Tetra Tech results were converted from wet weight to dry weight based on depth-discrete average moisture content measured during ABBL's 2007 investigation (see report Section 1.4.3).

Table 3E
Cover Soil Analytical Results
Detected Polynuclear Aromatic Hydrocarbons

Cover Soil Report
Former CalCompact Landfill
Carson, California

Dry Wt. Conc.*	Reported Conc.*	VQ	LQ	MDL	PQL	Units	Boring ID	Sample ID	Landfill Cell	Primary (P0) or Dup (D)	Com-posite	Depth (ft bgs)
Benzo(a)pyrene												
34.00000	34	J	J	3.5	54	ug/kg	SBP05	SBP05-5.0	A2	P0		5.000
34.00000	34		J	3.4	53	ug/kg	SBR10	SBR10-0.5	A5	P0		0.500
33.00000	33		J	3.5	54	ug/kg	SBQ13-P1	SBQ13-P1-1.0	A5	P0		1.000
32.00000	32		J	3.3	52	ug/kg	SBP04	SBP04-0.5	A2	P0		0.500
32.00000	32		J	3.8	59	ug/kg	SBQ07	SBQ07-8.0	A2	P0		8.000
31.00000	31		J	3.3	52	ug/kg	SBH07	SBH07-0.5	A3	P0		0.500
0.030400	0.026			0.010	0.020	mg/kg	SBM03	A2-M3-SB42-5'-D	A2	P0		5.000
30.00000	30		J	3.3	52	ug/kg	SBG06	SBG106-0.5	A3	D		0.500
30.00000	30		J	3.4	53	ug/kg	SBS08	SBS08-0.5	A2	P0		0.500
0.029800	0.027			0.010	0.020	mg/kg	SBA03	A3-A3-SB30-2'-D	A3	P0		2.000
29.00000	29		J	3.3	52	ug/kg	SBG06	SBG06-0.5	A3	P0		0.500
29.00000	29		J	3.9	61	ug/kg	SBP09	SBP09-10.0	A4	P0		10.000
28.00000	28		J	3.5	54	ug/kg	SBR06	SBR06-0.5	A2	P0		0.500
27.00000	27		J	5.1	80	ug/kg	SBQ04	SBQ04-4.0	A2	P0		4.000
27.00000	27		J	3.7	58	ug/kg	SBR09	SBR09-10.0	A2	P0		10.000
26.00000	26		J	3.5	55	ug/kg	SBM04	SBM104-0.5	A2	D		0.500
26.00000	26		J	3.3	51	ug/kg	SBO05	SBO05-0.5	A2	P0		0.500
26.00000	26		J	3.9	60	ug/kg	SBU12	SBU12-7.0	A2	P0		7.000
25.00000	25		J	3.6	57	ug/kg	SBG09	SBG09-10.0	A3	P0		10.000
25.00000	25		J	3.4	53	ug/kg	SBJ13-P1	SBJ13-P1-1.0	A3	P0		1.000
25.00000	25		J	3.6	56	ug/kg	SBP06	SBP106-15.0	A2	D		15.000
0.024100	0.020		J	0.020	0.040	mg/kg	SBO03	A2-O3-SB44-4'-D	A2	P0		4.000
24.00000	24		J	3.5	54	ug/kg	SBM04	SBM04-0.5	A2	P0		0.500
24.00000	24		J	3.3	51	ug/kg	SBN05	SBN05-0.5	A2	P0		0.500
24.00000	24		J	3.6	56	ug/kg	SBO09	SBO09-15.0	A4	P0		15.000
24.00000	24		J	3.3	52	ug/kg	SBT11	SBT11-0.5	A2	P0		0.500
24.00000	24		J	4.0	62	ug/kg	SBV11	SBV11-6.0	A2	P0		6.000
23.00000	23		J	3.5	55	ug/kg	SBO01-P1	SBO01-P1-1.0	A2	P0		1.000
23.00000	23		J	3.7	58	ug/kg	SBP10	SBP110-15.0	A4	D		15.000
23.00000	23		J	3.4	53	ug/kg	SBQ06	SBQ06-0.5	A2	P0		0.500
22.00000	22		J	3.4	53	ug/kg	SBJ13-P1	SBJ113-P1-0.5	A3	D		0.500
22.00000	22		J	3.6	56	ug/kg	SBL05	SBL05-4.0	A4	P0		4.000
22.00000	22		J	3.3	52	ug/kg	SBL06	SBL106-0.5	A4	D		0.500
22.00000	22		J	3.3	52	ug/kg	SBM05	SBM05-0.5	A4	P0		0.500
22.00000	22		J	4.0	62	ug/kg	SBM07	SBM07-5.0	A4	P0		5.000
22.00000	22		J	3.3	52	ug/kg	SBN11	SBN11-0.5	A5	P0		0.500
22.00000	22		J	3.9	60	ug/kg	SBP02-P1	SBP02-P1-1.0	A2	P0		1.000
22.00000	22		J	3.4	53	ug/kg	SBT08-P1	SBT08-P1-0.5	A2	P0		0.500
22.00000	22		J	3.6	56	ug/kg	SBV11-P2	SBV11-P2-0.5	A2	P0		0.500
0.021000	0.018		J	0.010	0.020	mg/kg	SBD03	A3-D3-SB33-5'-D	A3	P0		5.000
21.00000	21		J	3.4	53	ug/kg	SBJ13-P1	SBJ13-P1-0.5	A3	P0		0.500
21.00000	21		J	3.4	53	ug/kg	SBM13-P2	SBM13-P2-1.0	A5	P0		1.000
21.00000	21		J	4.0	62	ug/kg	SBP10	SBP10-10.0	A4	P0		10.000
20.00000	20		J	6.7	100	ug/kg	SBM11	SBM11-0.5	A3	P0		0.500
20.00000	20		J	4.0	62	ug/kg	SBP10	SBP10-15.0	A4	P0		15.000

Notes: Results sorted by: 1) parameter; 2) highest to lowest detected concentration; VQ - ABBL validation flag; LQ - lab qualifier; "J" - the result is an estimated quantity; "D" - analysis required dilution; "B" - analyte detected in blank; composite samples are indicated by the abbreviation "COMP". *The 2006 Tetra Tech results were converted from wet weight to dry weight based on depth-discrete average moisture content measured during ABBL's 2007 investigation (see report Section 1.4.3).

Table 3E
Cover Soil Analytical Results
Detected Polynuclear Aromatic Hydrocarbons

Cover Soil Report
Former CalCompact Landfill
Carson, California

Dry Wt. Conc.*	Reported Conc.*	VQ	LQ	MDL	PQL	Units	Boring ID	Sample ID	Landfill Cell	Primary (P0) or Dup (D)	Com-posite	Depth (ft bgs)
Benzo(a)pyrene												
20.00000	20		J	3.9	61	ug/kg	SBQ10	SBQ10-5.0	A4	P0		5.000
20.00000	20		J	3.5	54	ug/kg	SBR05	SBR05-0.5	A2	P0		0.500
20.00000	20		J	3.3	52	ug/kg	SBV09-T3	SBV09-T3-0.5	A2	P0		0.500
19.00000	19	J	J	3.3	52	ug/kg	SBG05	SBG05-0.5	A3	P0		0.500
19.00000	19		J	3.6	56	ug/kg	SBJ04	SBJ04-7.0	A4	P0		7.000
19.00000	19		J	3.4	54	ug/kg	SBK13-P1	SBK13-P1-1.0	A3	P0		1.000
19.00000	19		J	3.3	52	ug/kg	SBL11	SBL11-0.5	A3	P0		0.500
19.00000	19		J	3.3	52	ug/kg	SBQ07	SBQ07-0.5	A2	P0		0.500
19.00000	19		J	4.0	62	ug/kg	SBU11	SBU11-5.5	A2	P0		5.500
0.018000	0.015		J	0.010	0.020	mg/kg	SBA02	A1-A2-SB29-8'-D	A1	P0		8.000
18.00000	18		J	3.4	53	ug/kg	SBK13-P1	SBK13-P1-0.5	A3	P0		0.500
18.00000	18		J	3.7	58	ug/kg	SBP05	SBP05-10.0	A2	P0		10.000
18.00000	18		J	3.4	54	ug/kg	SBP13-P1	SBP13-P1-1.0	A5	P0		1.000
18.00000	18		J	3.5	55	ug/kg	SBQ03-P1	SBQ03-P1-1.0	A2	P0		1.000
18.00000	18		J	3.4	54	ug/kg	SBR05-P2	SBR05-P2-0.5	A2	P0		0.500
18.00000	18		J	3.5	55	ug/kg	SBU09-P1	SBU09-P1-1.0	A2	P0		1.000
18.00000	18		J	3.4	53	ug/kg	SBV13-P1	SBV13-P1-0.5	A2	P0		0.500
0.017500	0.015		J	0.010	0.020	mg/kg	SBL02	A2-L2-SB18-5'-D	A2	P0		5.000
17.00000	17		J	3.3	51	ug/kg	SBJ09	SBJ09-0.5	A3	P0		0.500
17.00000	17		J	3.3	52	ug/kg	SBK05	SBK05-0.5	A4	P0		0.500
17.00000	17		J	3.3	52	ug/kg	SBN13-P1	SBN13-P1-0.5	A5	P0		0.500
17.00000	17		J	3.8	60	ug/kg	SBQ07	SBQ07-5.0	A2	P0		5.000
17.00000	17		J	3.9	61	ug/kg	SBQ09	SBQ09-5.0	A4	P0		5.000
17.00000	17		J	3.8	60	ug/kg	SBR05-T2	SBR05-T2-5.5	A2	P0		5.500
17.00000	17		J	4.4	68	ug/kg	SBR06	SBR06-9.0	A2	P0		9.000
17.00000	17		J	3.3	51	ug/kg	SBV10-T2	SBV10-T2-0.5	A2	P0		0.500
0.016400	0.014		J	0.010	0.020	mg/kg	SBC03	A3-C3-SB32-5'-D	A3	P0		5.000
16.00000	16		J	3.3	52	ug/kg	SBH10-P1	SBH10-P1-0.5	A3	P0		0.500
16.00000	16		J	3.3	52	ug/kg	SBJ13-P2	SBJ13-P2-0.5	A3	P0		0.500
16.00000	16		J	3.4	53	ug/kg	SBK13-P1	SBK113-P1-1.0	A3	D		1.000
16.00000	16		J	3.4	53	ug/kg	SBL13-P1	SBL13-P1-1.0	A3	P0		1.000
16.00000	16		J	3.3	52	ug/kg	SBM13-P1	SBM13-P1-0.5	A3	P0		0.500
16.00000	16		J	3.3	52	ug/kg	SBP07	SBP07-0.5	A2	P0		0.500
16.00000	16		J	3.7	58	ug/kg	SBP07	SBP07-15.0	A2	P0		15.000
16.00000	16		J	3.7	58	ug/kg	SBQ10	SBQ10-12.5	A4	P0		12.500
16.00000	16		J	4.0	62	ug/kg	SBT07-T2	SBT07-T2-8.0	A2	P0		8.000
16.00000	16		J	3.4	54	ug/kg	SBU13-P1	SBU13-P1-1.0	A2	P0		1.000
16.00000	16		J	3.4	54	ug/kg	SBV10-P1	SBV10-P1-0.5	A2	P0		0.500
15.00000	15		J	3.3	52	ug/kg	SBH10-P1	SBH10-P1-1.0	A3	P0		1.000
15.00000	15		J	3.3	51	ug/kg	SBI04	SBI04-0.5	A4	P0		0.500
15.00000	15		J	3.3	52	ug/kg	SBJ08	SBJ08-0.5	A3	P0		0.500
15.00000	15		J	3.4	53	ug/kg	SBJ13-P2	SBJ13-P2-1.0	A3	P0		1.000
15.00000	15		J	3.4	53	ug/kg	SBL13-P1	SBL13-P1-0.5	A3	P0		0.500
15.00000	15		J	3.3	52	ug/kg	SBM13-P1	SBM113-P1-0.5	A3	D		0.500
15.00000	15		J	3.5	54	ug/kg	SBP03-P1	SBP103-P1-1.0	A2	D		1.000

Notes: Results sorted by: 1) parameter; 2) highest to lowest detected concentration; VQ - ABBL validation flag; LQ - lab qualifier; "J" - the result is an estimated quantity; "D" - analysis required dilution; "B" - analyte detected in blank; composite samples are indicated by the abbreviation "COMP". *The 2006 Tetra Tech results were converted from wet weight to dry weight based on depth-discrete average moisture content measured during ABBL's 2007 investigation (see report Section 1.4.3).

Table 3E
Cover Soil Analytical Results
Detected Polynuclear Aromatic Hydrocarbons

Cover Soil Report
Former CalCompact Landfill
Carson, California

Dry Wt. Conc.*	Reported Conc.*	VQ	LQ	MDL	PQL	Units	Boring ID	Sample ID	Landfill Cell	Primary (P0) or Dup (D)	Com-posite	Depth (ft bgs)
Benzo(a)pyrene												
15.00000	15		J	3.7	58	ug/kg	SBP08	SBP08-10.0	A4	P0		10.000
15.00000	15		J	4.1	63	ug/kg	SBR07	SBR07-6.0	A2	P0		6.000
15.00000	15		J	3.9	61	ug/kg	SBU09	SBU09-5.0	A2	P0		5.000
15.00000	15		J	3.4	53	ug/kg	SBV09-T1	SBV09-T1-0.5	A2	P0		0.500
15.00000	15		J	3.4	53	ug/kg	SBV09-T2	SBV09-T2-0.5	A2	P0		0.500
15.00000	15		J	3.4	53	ug/kg	SBV11-P1	SBV11-P1-0.5	A2	P0		0.500
15.00000	15		J	3.4	54	ug/kg	SBV11-P1	SBV11-P1-1.0	A2	P0		1.000
14.00000	14		J	4.1	63	ug/kg	SBP06	SBP06-24.0	A2	P0		24.000
14.00000	14		J	3.5	54	ug/kg	SBR05-P2	SBR05-P2-1.0	A2	P0		1.000
14.00000	14		J	3.6	57	ug/kg	SBR12	SBR12-17.0	A5	P0		17.000
14.00000	14		J	3.4	53	ug/kg	SBT07-P1	SBT07-P1-0.5	A2	P0		0.500
14.00000	14		J	3.8	59	ug/kg	SBT12	SBT12-7.0	A5	P0		7.000
14.00000	14		J	3.3	52	ug/kg	SBU12	SBU12-0.5	A2	P0		0.500
14.00000	14		J	3.5	54	ug/kg	SBV11	SBV11-0.5	A2	P0		0.500
14.00000	14		J	3.8	60	ug/kg	SBV12	SBV12-6.0	A2	P0		6.000
13.00000	13		J	3.5	54	ug/kg	SBG09	SBG109-5.0	A3	D		5.000
13.00000	13		J	3.3	52	ug/kg	SBG09-P1	SBG09-P1-1.0	A3	P0		1.000
13.00000	13		J	3.9	60	ug/kg	SBH09	SBH09-14.0	A3	P0		14.000
13.00000	13		J	3.3	52	ug/kg	SBH11-P1	SBH11-P1-0.5	A3	P0		0.500
13.00000	13		J	3.3	52	ug/kg	SBI12-P1	SBI12-P1-0.5	A3	P0		0.500
13.00000	13		J	3.3	52	ug/kg	SBI12-P1	SBI12-P1-1.0	A3	P0		1.000
13.00000	13		J	3.3	52	ug/kg	SBJ03	SBJ03-0.5	A4	P0		0.500
13.00000	13		J	3.3	52	ug/kg	SBL05	SBL05-0.5	A4	P0		0.500
13.00000	13		J	3.3	52	ug/kg	SBM07	SBM07-0.5	A4	P0		0.500
13.00000	13		J	3.3	52	ug/kg	SBM13-P1	SBM13-P1-1.0	A3	P0		1.000
13.00000	13		J	3.3	52	ug/kg	SBO13-P1	SBO13-P1-1.0	A5	P0		1.000
13.00000	13		J	3.7	58	ug/kg	SBP08	SBP08-24.5	A4	P0		24.500
13.00000	13		J	3.4	53	ug/kg	SBP13-P2	SBP13-P2-1.0	A5	P0		1.000
13.00000	13		J	3.5	54	ug/kg	SBQ04-P1	SBQ04-P1-0.5	A2	P0		0.500
13.00000	13	J	J	3.6	56	ug/kg	SBQ04-P1	SBQ04-P1-1.0	A2	P0		1.000
13.00000	13		J	3.9	61	ug/kg	SBR06	SBR06-4.0	A2	P0		4.000
13.00000	13		J	3.3	52	ug/kg	SBR12	SBR112-0.5	A5	D		0.500
13.00000	13		J	3.4	54	ug/kg	SBS06-P2	SBS06-P2-0.5	A2	P0		0.500
13.00000	13		J	4.0	62	ug/kg	SBS06-T2	SBS06-T2-7.5	A2	P0		7.500
13.00000	13		J	3.4	53	ug/kg	SBT07-P1	SBT07-P1-1.0	A2	P0		1.000
13.00000	13		J	3.4	53	ug/kg	SBT13-P2	SBT13-P2-0.5	A5	P0		0.500
13.00000	13		J	3.4	53	ug/kg	SBU13-P1	SBU13-P1-0.5	A2	P0		0.500
13.00000	13		J	3.7	58	ug/kg	SBV11-P2	SBV11-P2-1.0	A2	P0		1.000
0.012500	0.012		J	0.010	0.020	mg/kg	SBM02	A2-M2-SB17-0.5'-D	A2	P0		0.500
12.00000	12		J	3.3	52	ug/kg	SBJ09	SBJ109-0.5	A3	D		0.500
12.00000	12	J	J	3.4	53	ug/kg	SBL06	SBL06-0.5	A4	P0		0.500
0.012000	0.010		J	0.010	0.020	mg/kg	SBO03	A2-O3-SB44-9'-D	A2	P0		9.000
12.00000	12		J	3.9	60	ug/kg	SBP09	SBP09-20.0	A4	P0		20.000
12.00000	12		J	3.4	53	ug/kg	SBP13-P1	SBP13-P1-0.5	A5	P0		0.500
12.00000	12		J	3.4	54	ug/kg	SBS06-P1	SBS06-P1-0.5	A2	P0		0.500

Notes: Results sorted by: 1) parameter; 2) highest to lowest detected concentration; VQ - ABBL validation flag; LQ - lab qualifier; "J" - the result is an estimated quantity; "D" - analysis required dilution; "B" - analyte detected in blank; composite samples are indicated by the abbreviation "COMP". *The 2006 Tetra Tech results were converted from wet weight to dry weight based on depth-discrete average moisture content measured during ABBL's 2007 investigation (see report Section 1.4.3).

Table 3E
Cover Soil Analytical Results
Detected Polynuclear Aromatic Hydrocarbons

Cover Soil Report
Former CalCompact Landfill
Carson, California

Dry Wt. Conc.*	Reported Conc.*	VQ	LQ	MDL	PQL	Units	Boring ID	Sample ID	Landfill Cell	Primary (P0) or Dup (D)	Com-posite	Depth (ft bgs)
Benzo(a)pyrene												
12.00000	12		J	3.4	53	ug/kg	SBT08	SBT08-0.5	A2	P0		0.500
12.00000	12		J	3.3	52	ug/kg	SBT10	SBT10-0.5	A2	P0		0.500
12.00000	12		J	3.4	53	ug/kg	SBT12	SBT12-0.5	A5	P0		0.500
12.00000	12		J	3.4	54	ug/kg	SBT13-P2	SBT13-P2-1.0	A5	P0		1.000
12.00000	12		J	3.4	53	ug/kg	SBV12	SBV12-0.5	A2	P0		0.500
11.00000	11		J	3.3	52	ug/kg	SBF05	SBF05-0.5	A3	P0		0.500
11.00000	11		J	3.3	52	ug/kg	SBF05-P2	SBF05-P2-1.0	A3	P0		1.000
11.00000	11		J	3.4	54	ug/kg	SBF08-P1	SBF08-P1-0.5	A3	P0		0.500
11.00000	11		J	3.3	52	ug/kg	SBH09	SBH09-0.5	A3	P0		0.500
11.00000	11	J	J	3.3	52	ug/kg	SBH11-P1	SBH11-P1-1.0	A3	P0		1.000
11.00000	11	J	J	3.3	51	ug/kg	SBI08	SBI08-0.5	A3	P0		0.500
11.00000	11		J	3.3	52	ug/kg	SBI11-P1	SBI11-P1-0.5	A3	P0		0.500
11.00000	11		J	3.4	53	ug/kg	SBI11-P1	SBI11-P1-1.0	A3	P0		1.000
11.00000	11		J	3.3	51	ug/kg	SBL04	SBL04-0.5	A4	P0		0.500
11.00000	11		J	3.6	56	ug/kg	SBL06	SBL06-2.0	A4	P0		2.000
11.00000	11		J	3.3	51	ug/kg	SBM13-P2	SBM13-P2-0.5	A5	P0		0.500
11.00000	11		J	3.3	52	ug/kg	SBN10	SBN10-0.5	A4	P0		0.500
11.00000	11		J	3.9	61	ug/kg	SBO07	SBO07-19.5	A4	P0		19.500
11.00000	11		J	3.4	53	ug/kg	SBO12	SBO12-0.5	A5	P0		0.500
11.00000	11		J	3.6	56	ug/kg	SBP03-P1	SBP03-P1-1.0	A2	P0		1.000
11.00000	11		J	3.4	54	ug/kg	SBQ03-P1	SBQ103-P1-0.5	A2	D		0.500
11.00000	11		J	3.4	53	ug/kg	SBQ11	SBQ11-0.5	A5	P0		0.500
11.00000	11		J	3.4	54	ug/kg	SBR05-P1	SBR05-P1-0.5	A2	P0		0.500
11.00000	11		J	3.5	55	ug/kg	SBR05-P2	SBR105-P2-1.0	A2	D		1.000
11.00000	11		J	3.3	52	ug/kg	SBR07	SBR07-0.5	A2	P0		0.500
11.00000	11		J	3.4	54	ug/kg	SBS06	SBS06-0.5	A2	P0		0.500
0.010400	0.010		J	0.010	0.020	mg/kg	SBE02	A1-E2-SB25-0.5'-D	A1	P0		0.500
0.010400	0.010		J	0.010	0.020	mg/kg	SBK01	A2-K1-SB11-0.5'-D	A2	P0		0.500
10.00000	10		J	3.9	60	ug/kg	SBG09	SBG09-18.0	A3	P0		18.000
10.00000	10		J	3.3	52	ug/kg	SBH05	SBH05-0.5	A3	P0		0.500
10.00000	10		J	3.3	52	ug/kg	SBJ10	SBJ110-0.5	A3	D		0.500
10.00000	10		J	3.3	51	ug/kg	SBK09	SBK09-0.5	A4	P0		0.500
10.00000	10		J	3.3	52	ug/kg	SBO12	SBO112-0.5	A5	D		0.500
10.00000	10		J	3.6	57	ug/kg	SBQ04-T1	SBQ04-T1-T2	A2	P0	COMP	0.000
10.00000	10		J	3.4	54	ug/kg	SBU09-P1	SBU09-P1-0.5	A2	P0		0.500
10.00000	10		J	3.5	54	ug/kg	SBU09-P2	SBU09-P2-1.0	A2	P0		1.000
10.00000	10		J	3.3	52	ug/kg	SBU10	SBU10-0.5	A2	P0		0.500
9.800000	9.8		J	3.3	52	ug/kg	SBK04	SBK04-0.5	A4	P0		0.500
9.800000	9.8		J	3.5	55	ug/kg	SBR05-P1	SBR05-P1-1.0	A2	P0		1.000
9.700000	9.7		J	3.3	52	ug/kg	SBJ10	SBJ10-0.5	A3	P0		0.500
9.600000	9.6		J	3.4	53	ug/kg	SBU09-P2	SBU09-P2-0.5	A2	P0		0.500
9.500000	9.5		J	3.5	54	ug/kg	SBO02-P1	SBO02-P1-1.0	A2	P0		1.000
9.400000	9.4		J	3.3	52	ug/kg	SBI05	SBI05-0.5	A4	P0		0.500
9.400000	9.4		J	3.8	59	ug/kg	SBM04	SBM04-10.0	A2	P0		10.000
9.400000	9.4		J	3.5	55	ug/kg	SBP06	SBP06-10.0	A2	P0		10.000

Notes: Results sorted by: 1) parameter; 2) highest to lowest detected concentration; VQ - ABBL validation flag; LQ - lab qualifier; "J" - the result is an estimated quantity; "D" - analysis required dilution; "B" - analyte detected in blank; composite samples are indicated by the abbreviation "COMP". *The 2006 Tetra Tech results were converted from wet weight to dry weight based on depth-discrete average moisture content measured during ABBL's 2007 investigation (see report Section 1.4.3).

Table 3E
Cover Soil Analytical Results
Detected Polynuclear Aromatic Hydrocarbons

Cover Soil Report
Former CalCompact Landfill
Carson, California

Dry Wt. Conc.*	Reported Conc.*	VQ	LQ	MDL	PQL	Units	Boring ID	Sample ID	Landfill Cell	Primary (P0) or Dup (D)	Com-posite	Depth (ft bgs)
Benzo(a)pyrene												
9.300000	9.3		J	4.5	71	ug/kg	SBQ05	SBQ05-21.5	A2	P0		21.500
9.300000	9.3		J	3.3	52	ug/kg	SBS07	SBS07-0.5	A2	P0		0.500
9.200000	9.2		J	3.5	54	ug/kg	SBN01-P1	SBN01-P1-1.0	A2	P0		1.000
9.000000	9.0		J	3.3	51	ug/kg	SBK12	SBK12-0.5	A3	P0		0.500
8.900000	8.9		J	3.3	52	ug/kg	SBE03-P1	SBE03-P1-1.0	A3	P0		1.000
8.900000	8.9		J	3.3	52	ug/kg	SBG08-P1	SBG08-P1-1.0	A3	P0		1.000
8.900000	8.9		J	3.6	56	ug/kg	SBS06-P1	SBS06-P1-1.0	A2	P0		1.000
8.900000	8.9		J	3.4	53	ug/kg	SBT07-P2	SBT07-P2-0.5	A2	P0		0.500
8.800000	8.8		J	3.3	52	ug/kg	SBF07-P1	SBF107-P1-0.5	A3	D		0.500
8.800000	8.8		J	3.6	57	ug/kg	SBQ09	SBQ09-15.0	A4	P0		15.000
8.600000	8.6		J	3.3	52	ug/kg	SBG09	SBG09-0.5	A3	P0		0.500
8.600000	8.6		J	3.9	60	ug/kg	SBM04	SBM04-15.0	A2	P0		15.000
8.600000	8.6		J	3.7	58	ug/kg	SBO06	SBO06-20.0	A2	P0		20.000
8.500000	8.5		J	3.3	52	ug/kg	SBF07-P1	SBF07-P1-0.5	A3	P0		0.500
8.500000	8.5		J	3.3	51	ug/kg	SBO13-P1	SBO13-P1-0.5	A5	P0		0.500
8.500000	8.5		J	4.3	67	ug/kg	SBP03-T2	SBP03-T2-4.0	A2	P0		4.000
8.500000	8.5		J	3.4	53	ug/kg	SBQ13-P1	SBQ13-P1-0.5	A5	P0		0.500
8.400000	8.4		J	3.6	57	ug/kg	SBM13-P2	SBM13-PS2-7.5	A5	P0		7.500
8.400000	8.4		J	4.1	63	ug/kg	SBP04	SBP04-14.0	A2	P0		14.000
8.300000	8.3		J	3.9	61	ug/kg	SBF08-P1	SBF08-PS1-6.5	A3	P0		6.500
8.300000	8.3		J	3.6	57	ug/kg	SBP05	SBP105-10.0	A2	D		10.000
8.300000	8.3		J	3.3	52	ug/kg	SBP13-P2	SBP13-P2-0.5	A5	P0		0.500
8.300000	8.3		J	3.3	52	ug/kg	SBT13-P1	SBT113-P1-0.5	A5	D		0.500
8.200000	8.2		J	3.3	52	ug/kg	SBI09	SBI09-0.5	A3	P0		0.500
8.200000	8.2		J	3.3	52	ug/kg	SBT13-P1	SBT13-P1-0.5	A5	P0		0.500
8.100000	8.1		J	3.3	52	ug/kg	SBF07-P1	SBF07-P1-1.0	A3	P0		1.000
8.100000	8.1		J	3.3	52	ug/kg	SBF07-P1	SBF107-P1-1.0	A3	D		1.000
8.100000	8.1		J	3.5	54	ug/kg	SBP02-P1	SBP02-P1-0.5	A2	P0		0.500
8.100000	8.1		J	3.5	54	ug/kg	SBS06-P2	SBS06-P2-1.0	A2	P0		1.000
8.100000	8.1		J	3.7	58	ug/kg	SBU08-T2	SBU08-T2-7.5	A2	P0		7.500
8.000000	8.0		J	3.3	51	ug/kg	SBG09-P1	SBG09-P1-0.5	A3	P0		0.500
8.000000	8.0		J	3.3	51	ug/kg	SBS07	SBS107-0.5	A2	D		0.500
7.900000	7.9		J	3.3	52	ug/kg	SBE04-P1	SBE04-P1-1.0	A3	P0		1.000
7.900000	7.9		J	4.1	64	ug/kg	SBM04	SBM104-5.0	A2	D		5.000
7.900000	7.9		J	3.3	52	ug/kg	SBU11	SBU11-0.5	A2	P0		0.500
7.800000	7.8		J	3.3	52	ug/kg	SBJ11	SBJ11-0.5	A3	P0		0.500
7.800000	7.8		J	3.7	58	ug/kg	SBN01	SBN01-2T1-2T2	A2	P0	COMP	0.000
7.700000	7.7		J	3.3	52	ug/kg	SBG10-P1	SBG10-P1-0.5	A3	P0		0.500
7.700000	7.7		J	3.3	51	ug/kg	SBK12	SBK12-7.0	A3	P0		7.000
7.700000	7.7		J	3.6	57	ug/kg	SBP06	SBP06-15.0	A2	P0		15.000
7.600000	7.6		J	3.3	52	ug/kg	SBF05-P1	SBF05-P1-1.0	A3	P0		1.000
7.500000	7.5		J	3.3	52	ug/kg	SBO13-P1	SBO113-P1-1.0	A5	D		1.000
7.400000	7.4		J	3.3	51	ug/kg	SBF06-P1	SBF06-P1-1.0	A3	P0		1.000
7.400000	7.4		J	3.8	60	ug/kg	SBN01	SBN01-2T2-8.5	A2	P0		8.500
7.400000	7.4		J	3.3	52	ug/kg	SBN07	SBN07-0.5	A4	P0		0.500

Notes: Results sorted by: 1) parameter; 2) highest to lowest detected concentration; VQ - ABBL validation flag; LQ - lab qualifier; "J" - the result is an estimated quantity; "D" - analysis required dilution; "B" - analyte detected in blank; composite samples are indicated by the abbreviation "COMP". *The 2006 Tetra Tech results were converted from wet weight to dry weight based on depth-discrete average moisture content measured during ABBL's 2007 investigation (see report Section 1.4.3).

Table 3E
Cover Soil Analytical Results
Detected Polynuclear Aromatic Hydrocarbons

Cover Soil Report
Former CalCompact Landfill
Carson, California

Dry Wt. Conc.*	Reported Conc.*	VQ	LQ	MDL	PQL	Units	Boring ID	Sample ID	Landfill Cell	Primary (P0) or Dup (D)	Com-posite	Depth (ft bgs)
Benzo(a)pyrene												
7.400000	7.4		J	3.3	52	ug/kg	SBU09	SBU09-0.5	A2	P0		0.500
7.400000	7.4		J	3.6	57	ug/kg	SBU12	SBU12-2.0	A2	P0		2.000
7.300000	7.3		J	3.3	52	ug/kg	SBH10	SBH10-0.5	A3	P0		0.500
7.300000	7.3		J	3.4	53	ug/kg	SBJ07	SBJ07-0.5	A4	P0		0.500
7.300000	7.3		J	3.3	52	ug/kg	SBM08	SBM08-0.5	A4	P0		0.500
7.300000	7.3		J	3.6	56	ug/kg	SBV12	SBV112-1.5	A2	D		1.500
7.200000	7.2		J	4.0	62	ug/kg	SBT10	SBT10-6.5	A2	P0		6.500
7.100000	7.1		J	3.8	60	ug/kg	SBN04	SBN04-25.0	A2	P0		25.000
7.100000	7.1		J	3.5	55	ug/kg	SBT07-T1	SBT07-T1-T2	A2	P0	COMP	0.000
7.000000	7.0		J	3.3	52	ug/kg	SBF05-P2	SBF05-P2-0.5	A3	P0		0.500
7.000000	7.0		J	3.3	52	ug/kg	SBF08-P1	SBF08-P1-1.0	A3	P0		1.000
7.000000	7.0		J	4.1	63	ug/kg	SBR05-T2	SBR105-T2-5.5	A2	D		5.500
6.900000	6.9		J	3.6	57	ug/kg	SBJ03	SBJ03-6.5	A4	P0		6.500
6.800000	6.8		J	3.4	53	ug/kg	SBT13-P1	SBT13-P1-1.0	A5	P0		1.000
6.600000	6.6		J	3.5	54	ug/kg	SBO01-P1	SBO101-P1-1.0	A2	D		1.000
6.500000	6.5		J	3.3	52	ug/kg	SBE03-P1	SBE03-P1-0.5	A3	P0		0.500
6.500000	6.5		J	3.3	52	ug/kg	SBL10	SBL10-0.5	A4	P0		0.500
6.500000	6.5		J	3.8	59	ug/kg	SBN07	SBN07-10.0	A4	P0		10.000
6.400000	6.4		J	3.5	54	ug/kg	SBP05	SBP05-20.0	A2	P0		20.000
6.400000	6.4		J	3.5	54	ug/kg	SBQ12	SBQ12-0.5	A5	P0		0.500
6.300000	6.3		J	3.6	57	ug/kg	SBP08	SBP08-20.0	A4	P0		20.000
6.300000	6.3		J	3.3	52	ug/kg	SBS09	SBS09-0.5	A2	P0		0.500
6.100000	6.1		J	3.3	52	ug/kg	SBN13-P1	SBN13-P1-1.0	A5	P0		1.000
6.000000	6.0		J	3.3	52	ug/kg	SBF06	SBF06-0.5	A3	P0		0.500
5.900000	5.9		J	3.3	52	ug/kg	SBI09	SBI109-0.5	A3	D		0.500
5.900000	5.9		J	4.0	62	ug/kg	SBN01-T2	SBN01-T2-4.5	A2	P0		4.500
5.900000	5.9		J	3.7	58	ug/kg	SBQ13-P1	SBQ13-PS1-7.5	A5	P0		7.500
5.700000	5.7		J	3.3	52	ug/kg	SBF06	SBF106-0.5	A3	D		0.500
5.600000	5.6		J	4.0	62	ug/kg	SBM06	SBM06-4.5	A4	P0		4.500
5.600000	5.6		J	3.6	56	ug/kg	SBP10	SBP10-5.0	A4	P0		5.000
5.600000	5.6		J	3.3	52	ug/kg	SBS13-P1	SBS13-P1-0.5	A5	P0		0.500
5.500000	5.5		J	3.7	58	ug/kg	SBN01-T1	SBN01-T1-T2D	A2	D	COMP	0.000
5.500000	5.5		J	4.1	64	ug/kg	SBQ04-T2	SBQ04-T2-4.5	A2	P0		4.500
5.400000	5.4		J	3.5	54	ug/kg	SBP06	SBP106-5.0	A2	D		5.000
5.400000	5.4		J	3.4	53	ug/kg	SBV12-P1	SBV12-P1-0.5	A2	P0		0.500
5.300000	5.3		J	3.3	52	ug/kg	SBF05-P1	SBF05-P1-0.5	A3	P0		0.500
5.300000	5.3		J	3.3	51	ug/kg	SBI12	SBI12-0.5	A3	P0		0.500
5.300000	5.3		J	3.3	52	ug/kg	SBK06	SBK06-0.5	A4	P0		0.500
5.200000	5.2		J	4.0	62	ug/kg	SBL04	SBL04-4.0	A4	P0		4.000
5.200000	5.2		J	3.4	53	ug/kg	SBT08-P1	SBT08-P1-1.0	A2	P0		1.000
5.200000	5.2		J	3.4	54	ug/kg	SBV10-T4	SBV10-T4-T3	A2	P0	COMP	0.000
5.100000	5.1		J	3.3	52	ug/kg	SBH06	SBH06-0.5	A3	P0		0.500
5.100000	5.1		J	3.8	59	ug/kg	SBI11	SBI11-5.0	A3	P0		5.000
4.900000	4.9		J	3.8	60	ug/kg	SBH10	SBH10-10.0	A3	P0		10.000
4.900000	4.9		J	4.0	62	ug/kg	SBO02-T2	SBO02-T2-4.5	A2	P0		4.500

Notes: Results sorted by: 1) parameter; 2) highest to lowest detected concentration; VQ - ABBL validation flag; LQ - lab qualifier; "J" - the result is an estimated quantity; "D" - analysis required dilution; "B" - analyte detected in blank; composite samples are indicated by the abbreviation "COMP". *The 2006 Tetra Tech results were converted from wet weight to dry weight based on depth-discrete average moisture content measured during ABBL's 2007 investigation (see report Section 1.4.3).

Table 3E
Cover Soil Analytical Results
Detected Polynuclear Aromatic Hydrocarbons

Cover Soil Report
Former CalCompact Landfill
Carson, California

Dry Wt. Conc.*	Reported Conc.*	VQ	LQ	MDL	PQL	Units	Boring ID	Sample ID	Landfill Cell	Primary (P0) or Dup (D)	Com-posite	Depth (ft bgs)
Benzo(a)pyrene												
4.900000	4.9		J	3.3	52	ug/kg	SBO07	SBO07-0.5	A4	P0		0.500
4.900000	4.9		J	3.5	54	ug/kg	SBQ03-P1	SBQ03-P1-0.5	A2	P0		0.500
4.800000	4.8		J	3.3	52	ug/kg	SBM10	SBM10-0.5	A4	P0		0.500
4.800000	4.8		J	3.5	55	ug/kg	SBV13-P1	SBV13-P1-1.0	A2	P0		1.000
4.700000	4.7		J	3.5	54	ug/kg	SBV10-P1	SBV10-P1-1.0	A2	P0		1.000
4.600000	4.6		J	3.7	58	ug/kg	SBN01-T1	SBN01-T1-T2	A2	P0	COMP	0.000
4.600000	4.6		J	3.3	52	ug/kg	SBT09	SBT09-0.5	A2	P0		0.500
4.400000	4.4		J	3.4	53	ug/kg	SBG08	SBG08-0.5	A3	P0		0.500
4.400000	4.4	J	J	3.4	53	ug/kg	SBT07-P2	SBT07-P2-1.0	A2	P0		1.000
4.300000	4.3		J	3.8	59	ug/kg	SBI03	SBI03-4.0	A4	P0		4.000
4.300000	4.3		J	4.0	62	ug/kg	SBN01-2T2	SBN101-2T2-8.5	A2	D		8.500
4.200000	4.2		J	3.3	52	ug/kg	SBO08	SBO08-0.5	A4	P0		0.500
4.100000	4.1		J	3.3	52	ug/kg	SBN09	SBN09-0.5	A4	P0		0.500
4.000000	4.0		J	3.3	52	ug/kg	SBK10	SBK10-0.5	A3	P0		0.500
3.900000	3.9		J	3.8	60	ug/kg	SBQ07	SBQ107-8.0	A2	D		8.000
3.900000	3.9		J	3.6	56	ug/kg	SBS13-P1	SBS13-PS1-4.0	A5	P0		4.000
3.800000	3.8		J	3.4	53	ug/kg	SBG07	SBG07-0.5	A3	P0		0.500
3.800000	3.8		J	3.3	52	ug/kg	SBK08	SBK08-0.5	A4	P0		0.500
3.800000	3.8		J	3.8	59	ug/kg	SBO06	SBO06-15.0	A2	P0		15.000
3.800000	3.8		J	3.5	55	ug/kg	SBP03-T2	SBP103-T2-4.0	A2	D		4.000
3.600000	3.6		J	3.3	51	ug/kg	SBN06	SBN06-0.5	A4	P0		0.500
3.600000	3.6		J	3.5	54	ug/kg	SBP12	SBP112-0.5	A5	D		0.500
3.300000	3.3		J	3.3	52	ug/kg	SBH06	SBH106-0.5	A3	D		0.500
Benzo(b)fluoranthene												
0.350600	0.291			0.010	0.020	mg/kg	SBJ01	A2-J1-SB10-4'-D-REP2	A2	P0		4.000
180.0000	180			3.7	53	ug/kg	SBI03	SBI03-0.5	A4	P0		0.500
170.0000	170			3.6	51	ug/kg	SBN05	SBN05-0.5	A2	P0		0.500
130.0000	130	J		4.3	60	ug/kg	SBO04	SBO04-9.5	A2	P0		9.500
130.0000	130			3.7	53	ug/kg	SBO09	SBO09-0.5	A4	P0		0.500
120.0000	120			3.6	52	ug/kg	SBN12	SBN12-0.5	A5	P0		0.500
120.0000	120			4.0	56	ug/kg	SBP05	SBP05-15.0	A2	P0		15.000
100.0000	100			3.7	52	ug/kg	SBK11	SBK11-0.5	A3	P0		0.500
100.0000	100			3.7	53	ug/kg	SBS11	SBS11-0.5	A5	P0		0.500
86.00000	86			3.7	53	ug/kg	SBN04	SBN04-0.5	A2	P0		0.500
81.00000	81			4.0	57	ug/kg	SBP05	SBP105-10.0	A2	D		10.000
77.00000	77			4.1	58	ug/kg	SBO01-P1	SBO01-PS1-4.5	A2	P0		4.500
75.00000	75			3.7	52	ug/kg	SBK03	SBK03-0.5	A4	P0		0.500
70.00000	70	J		3.7	52	ug/kg	SBO10	SBO110-0.5	A4	D		0.500
66.00000	66			3.8	54	ug/kg	SBQ05	SBQ05-5.0	A2	P0		5.000
63.00000	63			3.7	52	ug/kg	SBO04	SBO04-0.5	A2	P0		0.500
61.00000	61			4.0	57	ug/kg	SBQ05	SBQ05-10.0	A2	P0		10.000
59.00000	59			3.7	53	ug/kg	SBP08	SBP08-0.5	A4	P0		0.500
58.00000	58			3.8	54	ug/kg	SBN08	SBN08-5.0	A4	P0		5.000
58.00000	58			4.1	58	ug/kg	SBN11	SBN11-3.5	A5	P0		3.500

Notes: Results sorted by: 1) parameter; 2) highest to lowest detected concentration; VQ - ABBL validation flag; LQ - lab qualifier; "J" - the result is an estimated quantity; "D" - analysis required dilution; "B" - analyte detected in blank; composite samples are indicated by the abbreviation "COMP". *The 2006 Tetra Tech results were converted from wet weight to dry weight based on depth-discrete average moisture content measured during ABBL's 2007 investigation (see report Section 1.4.3).

Table 3E
Cover Soil Analytical Results
Detected Polynuclear Aromatic Hydrocarbons

Cover Soil Report
Former CalCompact Landfill
Carson, California

Dry Wt. Conc.*	Reported Conc.*	VQ	LQ	MDL	PQL	Units	Boring ID	Sample ID	Landfill Cell	Primary (P0) or Dup (D)	Com-posite	Depth (ft bgs)
Benzo(b)fluoranthene												
57.00000	57			3.6	52	ug/kg	SBP05	SBP05-0.5	A2	P0		0.500
52.00000	52		J	3.7	52	ug/kg	SBJ04	SBJ04-0.5	A4	P0		0.500
52.00000	52		J	3.7	52	ug/kg	SBP04	SBP104-0.5	A2	D		0.500
50.00000	50		J	3.6	51	ug/kg	SBI07	SBI07-0.5	A3	P0		0.500
50.00000	50		J	3.7	52	ug/kg	SBI08	SBI108-0.5	A3	D		0.500
50.00000	50		J	4.1	58	ug/kg	SBJ03	SBJ03-3.0	A4	P0		3.000
48.00000	48		J	3.7	52	ug/kg	SBJ06	SBJ06-0.5	A4	P0		0.500
48.00000	48		J	3.7	52	ug/kg	SBP04	SBP04-0.5	A2	P0		0.500
46.00000	46		J	3.7	52	ug/kg	SBG05	SBG105-0.5	A3	D		0.500
45.00000	45		J	7.4	100	ug/kg	SBM11	SBM11-0.5	A3	P0		0.500
45.00000	45		J	3.8	53	ug/kg	SBQ05	SBQ05-0.5	A2	P0		0.500
44.00000	44		J	3.6	52	ug/kg	SBP06	SBP06-0.5	A2	P0		0.500
41.00000	41		J	4.4	62	ug/kg	SBG10-P1	SBG10-PS1-4.5	A3	P0		4.500
36.00000	36		J	3.6	52	ug/kg	SBH08	SBH08-0.5	A3	P0		0.500
33.00000	33		J	3.7	52	ug/kg	SBH05	SBH105-0.5	A3	D		0.500
33.00000	33		J	3.9	55	ug/kg	SBM04	SBM104-0.5	A2	D		0.500
33.00000	33	J	J	3.8	54	ug/kg	SBP05	SBP05-5.0	A2	P0		5.000
32.00000	32		J	4.1	58	ug/kg	SBP05	SBP05-10.0	A2	P0		10.000
31.00000	31		J	3.6	52	ug/kg	SBO06	SBO06-0.5	A2	P0		0.500
31.00000	31		J	3.8	54	ug/kg	SBP06	SBP106-5.0	A2	D		5.000
31.00000	31		J	4.4	62	ug/kg	SBQ06	SBQ06-5.0	A2	P0		5.000
30.00000	30		J	3.7	53	ug/kg	SBP09	SBP09-0.5	A4	P0		0.500
0.025700	0.022	J		0.010	0.020	mg/kg	SBB03	A3-B3-SB31-5'-D-Dup	A3	D		5.000
25.00000	25		J	3.8	53	ug/kg	SBM13-P2	SBM13-P2-1.0	A5	P0		1.000
25.00000	25		J	4.1	58	ug/kg	SBR09	SBR09-10.0	A2	P0		10.000
0.024500	0.021			0.010	0.020	mg/kg	SBL02	A2-L2-SB18-5'-D	A2	P0		5.000
24.00000	24		J	3.9	55	ug/kg	SBP06	SBP06-10.0	A2	P0		10.000
23.00000	23		J	3.9	56	ug/kg	SBP06	SBP106-15.0	A2	D		15.000
23.00000	23		J	4.3	61	ug/kg	SBU09	SBU09-5.0	A2	P0		5.000
22.00000	22		J	3.8	54	ug/kg	SBM04	SBM04-0.5	A2	P0		0.500
21.00000	21		J	3.7	52	ug/kg	SBG06	SBG106-0.5	A3	D		0.500
21.00000	21		J	4.0	57	ug/kg	SBL06	SBL06-4.5	A4	P0		4.500
21.00000	21		J	3.7	52	ug/kg	SBO07	SBO07-0.5	A4	P0		0.500
21.00000	21		J	3.8	54	ug/kg	SBQ13-P1	SBQ13-P1-1.0	A5	P0		1.000
20.00000	20		J	3.8	53	ug/kg	SBJ13-P1	SBJ13-P1-1.0	A3	P0		1.000
20.00000	20		J	4.2	60	ug/kg	SBQ07	SBQ07-5.0	A2	P0		5.000
19.00000	19		J	3.7	52	ug/kg	SBG06	SBG06-0.5	A3	P0		0.500
19.00000	19		J	3.7	52	ug/kg	SBI06	SBI06-0.5	A4	P0		0.500
18.00000	18		J	3.6	52	ug/kg	SBN10	SBN10-0.5	A4	P0		0.500
18.00000	18		J	3.7	53	ug/kg	SBT08-P1	SBT08-P1-0.5	A2	P0		0.500
17.00000	17		J	3.6	51	ug/kg	SBI04	SBI04-0.5	A4	P0		0.500
17.00000	17		J	3.7	53	ug/kg	SBJ13-P1	SBJ113-P1-0.5	A3	D		0.500
17.00000	17		J	3.6	52	ug/kg	SBM05	SBM05-0.5	A4	P0		0.500
17.00000	17		J	3.8	54	ug/kg	SBP06	SBP06-5.0	A2	P0		5.000
17.00000	17		J	3.8	54	ug/kg	SBR06	SBR06-0.5	A2	P0		0.500

Notes: Results sorted by: 1) parameter; 2) highest to lowest detected concentration; VQ - ABBL validation flag; LQ - lab qualifier; "J" - the result is an estimated quantity; "D" - analysis required dilution; "B" - analyte detected in blank; composite samples are indicated by the abbreviation "COMP". *The 2006 Tetra Tech results were converted from wet weight to dry weight based on depth-discrete average moisture content measured during ABBL's 2007 investigation (see report Section 1.4.3).

Table 3E
Cover Soil Analytical Results
Detected Polynuclear Aromatic Hydrocarbons

Cover Soil Report
Former CalCompact Landfill
Carson, California

Dry Wt. Conc.*	Reported Conc.*	VQ	LQ	MDL	PQL	Units	Boring ID	Sample ID	Landfill Cell	Primary (P0) or Dup (D)	Com-posite	Depth (ft bgs)
Benzo(b)fluoranthene												
17.00000	17		J	3.8	53	ug/kg	SBS08	SBS08-0.5	A2	P0		0.500
16.00000	16		J	3.7	52	ug/kg	SBG05	SBG05-0.5	A3	P0		0.500
16.00000	16		J	4.0	57	ug/kg	SBP06	SBP06-15.0	A2	P0		15.000
0.015600	0.013		J	0.010	0.020	mg/kg	SBA02	A1-A2-SB29-8'-D	A1	P0		8.000
15.00000	15		J	3.7	52	ug/kg	SBJ03	SBJ03-0.5	A4	P0		0.500
15.00000	15		J	3.7	53	ug/kg	SBJ13-P1	SBJ13-P1-0.5	A3	P0		0.500
15.00000	15		J	3.7	52	ug/kg	SBQ07	SBQ07-0.5	A2	P0		0.500
14.00000	14	J	J	3.7	52	ug/kg	SBI09	SBI09-0.5	A3	P0		0.500
14.00000	14		J	3.8	54	ug/kg	SBJ04	SBJ04-2.0	A4	P0		2.000
14.00000	14		J	3.7	53	ug/kg	SBJ07	SBJ07-0.5	A4	P0		0.500
14.00000	14		J	3.7	52	ug/kg	SBL06	SBL106-0.5	A4	D		0.500
0.013300	0.012		J	0.010	0.020	mg/kg	SBA03	A3-A3-SB30-2'-D	A3	P0		2.000
13.00000	13		J	3.7	53	ug/kg	SBT12	SBT12-0.5	A5	P0		0.500
12.00000	12		J	3.7	53	ug/kg	SBK13-P1	SBK13-P1-0.5	A3	P0		0.500
12.00000	12		J	3.8	54	ug/kg	SBK13-P1	SBK13-P1-1.0	A3	P0		1.000
12.00000	12		J	3.7	53	ug/kg	SBL13-P1	SBL13-P1-1.0	A3	P0		1.000
12.00000	12		J	3.7	52	ug/kg	SBM13-P1	SBM13-P1-0.5	A3	P0		0.500
12.00000	12		J	3.6	51	ug/kg	SBO05	SBO05-0.5	A2	P0		0.500
12.00000	12		J	3.7	52	ug/kg	SBU12	SBU12-0.5	A2	P0		0.500
0.011700	0.010		J	0.010	0.020	mg/kg	SBD03	A3-D3-SB33-5'-D	A3	P0		5.000
11.00000	11		J	3.7	52	ug/kg	SBH07	SBH07-0.5	A3	P0		0.500
11.00000	11		J	3.7	52	ug/kg	SBJ13-P2	SBJ13-P2-0.5	A3	P0		0.500
11.00000	11		J	3.7	52	ug/kg	SBK05	SBK05-0.5	A4	P0		0.500
11.00000	11		J	3.7	53	ug/kg	SBL13-P1	SBL13-P1-0.5	A3	P0		0.500
11.00000	11		J	3.8	54	ug/kg	SBR05	SBR05-0.5	A2	P0		0.500
11.00000	11		J	3.8	54	ug/kg	SBT13-P2	SBT13-P2-1.0	A5	P0		1.000
11.00000	11		J	4.4	62	ug/kg	SBV11	SBV11-6.0	A2	P0		6.000
11.00000	11		J	3.8	54	ug/kg	SBV11-P1	SBV11-P1-1.0	A2	P0		1.000
10.00000	10		J	3.6	52	ug/kg	SBJ08	SBJ08-0.5	A3	P0		0.500
10.00000	10		J	3.6	52	ug/kg	SBJ10	SBJ110-0.5	A3	D		0.500
10.00000	10		J	3.8	53	ug/kg	SBK13-P1	SBK113-P1-1.0	A3	D		1.000
10.00000	10		J	3.6	52	ug/kg	SBL11	SBL11-0.5	A3	P0		0.500
10.00000	10		J	3.7	52	ug/kg	SBN11	SBN11-0.5	A5	P0		0.500
10.00000	10		J	3.6	52	ug/kg	SBR07	SBR07-0.5	A2	P0		0.500
10.00000	10		J	3.8	53	ug/kg	SBU13-P1	SBU13-P1-0.5	A2	P0		0.500
9.900000	9.9		J	3.7	52	ug/kg	SBM13-P1	SBM13-P1-1.0	A3	P0		1.000
9.800000	9.8		J	3.7	52	ug/kg	SBH05	SBH05-0.5	A3	P0		0.500
9.800000	9.8		J	3.7	53	ug/kg	SBJ13-P2	SBJ13-P2-1.0	A3	P0		1.000
9.700000	9.7		J	3.6	52	ug/kg	SBG09-P1	SBG09-P1-1.0	A3	P0		1.000
9.700000	9.7		J	3.6	51	ug/kg	SBJ09	SBJ09-0.5	A3	P0		0.500
9.600000	9.6		J	3.6	52	ug/kg	SBI12-P1	SBI12-P1-0.5	A3	P0		0.500
9.600000	9.6		J	3.6	52	ug/kg	SBP07	SBP07-0.5	A2	P0		0.500
9.600000	9.6		J	3.9	56	ug/kg	SBV11-P2	SBV11-P2-0.5	A2	P0		0.500
9.400000	9.4		J	3.7	52	ug/kg	SBR12	SBR112-0.5	A5	D		0.500
9.300000	9.3		J	3.6	52	ug/kg	SBH10-P1	SBH10-P1-0.5	A3	P0		0.500

Notes: Results sorted by: 1) parameter; 2) highest to lowest detected concentration; VQ - ABBL validation flag; LQ - lab qualifier; "J" - the result is an estimated quantity; "D" - analysis required dilution; "B" - analyte detected in blank; composite samples are indicated by the abbreviation "COMP". *The 2006 Tetra Tech results were converted from wet weight to dry weight based on depth-discrete average moisture content measured during ABBL's 2007 investigation (see report Section 1.4.3).

Table 3E
Cover Soil Analytical Results
Detected Polynuclear Aromatic Hydrocarbons

Cover Soil Report
Former CalCompact Landfill
Carson, California

Dry Wt. Conc.*	Reported Conc.*	VQ	LQ	MDL	PQL	Units	Boring ID	Sample ID	Landfill Cell	Primary (P0) or Dup (D)	Com-posite	Depth (ft bgs)
Benzo(b)fluoranthene												
9.300000	9.3		J	3.7	52	ug/kg	SBK10	SBK10-0.5	A3	P0		0.500
9.300000	9.3		J	3.7	53	ug/kg	SBQ09	SBQ09-0.5	A4	P0		0.500
9.300000	9.3		J	3.8	54	ug/kg	SBV11	SBV11-0.5	A2	P0		0.500
9.100000	9.1		J	3.7	52	ug/kg	SBI12-P1	SBI12-P1-1.0	A3	P0		1.000
9.100000	9.1		J	3.7	52	ug/kg	SBL05	SBL05-0.5	A4	P0		0.500
8.900000	8.9		J	3.8	54	ug/kg	SBV10-P1	SBV10-P1-0.5	A2	P0		0.500
8.800000	8.8		J	3.7	52	ug/kg	SBF05-P2	SBF05-P2-1.0	A3	P0		1.000
8.700000	8.7		J	3.8	53	ug/kg	SBQ06	SBQ06-0.5	A2	P0		0.500
8.600000	8.6		J	3.7	52	ug/kg	SBH10-P1	SBH10-P1-1.0	A3	P0		1.000
8.600000	8.6		J	3.8	53	ug/kg	SBT13-P2	SBT13-P2-0.5	A5	P0		0.500
8.500000	8.5		J	3.9	56	ug/kg	SBP03-P1	SBP03-P1-1.0	A2	P0		1.000
8.500000	8.5		J	3.7	53	ug/kg	SBT07-P1	SBT07-P1-0.5	A2	P0		0.500
8.500000	8.5		J	3.8	53	ug/kg	SBV13-P1	SBV13-P1-0.5	A2	P0		0.500
8.400000	8.4		J	3.8	54	ug/kg	SBF08-P1	SBF08-P1-0.5	A3	P0		0.500
8.400000	8.4		J	3.6	51	ug/kg	SBI08	SBI08-0.5	A3	P0		0.500
8.400000	8.4		J	3.7	53	ug/kg	SBV12	SBV12-0.5	A2	P0		0.500
8.200000	8.2		J	4.6	65	ug/kg	SBS06-P1	SBS06-PS1-3.0	A2	P0		3.000
8.200000	8.2		J	4.1	58	ug/kg	SBV11-P2	SBV11-P2-1.0	A2	P0		1.000
8.100000	8.1		J	3.8	54	ug/kg	SBP13-P1	SBP13-P1-1.0	A5	P0		1.000
8.100000	8.1		J	3.8	54	ug/kg	SBR05-P2	SBR05-P2-0.5	A2	P0		0.500
8.000000	8.0		J	3.7	52	ug/kg	SBN13-P1	SBN13-P1-0.5	A5	P0		0.500
8.000000	8.0		J	3.6	51	ug/kg	SBV10-T2	SBV10-T2-0.5	A2	P0		0.500
7.900000	7.9		J	3.8	54	ug/kg	SBS06-P2	SBS06-P2-0.5	A2	P0		0.500
7.800000	7.8		J	3.7	53	ug/kg	SBI11-P1	SBI11-P1-1.0	A3	P0		1.000
7.800000	7.8		J	3.8	54	ug/kg	SBR05-P2	SBR05-P2-1.0	A2	P0		1.000
7.700000	7.7	J	J	5.1	72	ug/kg	SBF05-P1	SBF05-PS1-15.0	A3	P0		15.000
7.700000	7.7		J	3.6	52	ug/kg	SBH09	SBH09-0.5	A3	P0		0.500
7.700000	7.7		J	3.6	51	ug/kg	SBL04	SBL04-0.5	A4	P0		0.500
7.700000	7.7		J	3.9	55	ug/kg	SBV13-P1	SBV13-P1-1.0	A2	P0		1.000
7.600000	7.6		J	3.6	51	ug/kg	SBK09	SBK09-0.5	A4	P0		0.500
7.600000	7.6		J	3.6	52	ug/kg	SBO13-P1	SBO13-P1-1.0	A5	P0		1.000
7.600000	7.6		J	4.3	60	ug/kg	SBP02-P1	SBP02-P1-1.0	A2	P0		1.000
7.500000	7.5		J	3.7	52	ug/kg	SBF07-P1	SBF107-P1-1.0	A3	D		1.000
7.400000	7.4		J	3.7	52	ug/kg	SBM13-P1	SBM113-P1-0.5	A3	D		0.500
7.300000	7.3		J	3.7	52	ug/kg	SBG10-P1	SBG10-P1-1.0	A3	P0		1.000
7.300000	7.3		J	3.6	52	ug/kg	SBM07	SBM07-0.5	A4	P0		0.500
7.300000	7.3		J	3.8	53	ug/kg	SBO12	SBO12-0.5	A5	P0		0.500
7.100000	7.1		J	4.0	57	ug/kg	SBM13-P2	SBM13-PS2-7.5	A5	P0		7.500
7.000000	7.0		J	3.6	52	ug/kg	SBE03-P1	SBE03-P1-1.0	A3	P0		1.000
6.800000	6.8		J	3.7	52	ug/kg	SBI11-P1	SBI11-P1-0.5	A3	P0		0.500
6.700000	6.7		J	3.6	52	ug/kg	SBO13-P1	SBO113-P1-1.0	A5	D		1.000
6.700000	6.7		J	3.7	53	ug/kg	SBP13-P2	SBP13-P2-1.0	A5	P0		1.000
6.600000	6.6		J	3.7	52	ug/kg	SBJ11	SBJ11-0.5	A3	P0		0.500
6.600000	6.6		J	3.7	52	ug/kg	SBO12	SBO112-0.5	A5	D		0.500
6.600000	6.6		J	3.8	53	ug/kg	SBV11-P1	SBV11-P1-0.5	A2	P0		0.500

Notes: Results sorted by: 1) parameter; 2) highest to lowest detected concentration; VQ - ABBL validation flag; LQ - lab qualifier; "J" - the result is an estimated quantity; "D" - analysis required dilution; "B" - analyte detected in blank; composite samples are indicated by the abbreviation "COMP". *The 2006 Tetra Tech results were converted from wet weight to dry weight based on depth-discrete average moisture content measured during ABBL's 2007 investigation (see report Section 1.4.3).

Table 3E
Cover Soil Analytical Results
Detected Polynuclear Aromatic Hydrocarbons

Cover Soil Report
Former CalCompact Landfill
Carson, California

Dry Wt. Conc.*	Reported Conc.*	VQ	LQ	MDL	PQL	Units	Boring ID	Sample ID	Landfill Cell	Primary (P0) or Dup (D)	Com-posite	Depth (ft bgs)
Benzo(b)fluoranthene												
6.500000	6.5		J	3.7	52	ug/kg	SBF08-P1	SBF08-P1-1.0	A3	P0		1.000
6.500000	6.5		J	3.6	51	ug/kg	SBG09-P1	SBG09-P1-0.5	A3	P0		0.500
6.500000	6.5		J	3.8	54	ug/kg	SBS06-P1	SBS06-P1-0.5	A2	P0		0.500
6.500000	6.5		J	4.5	63	ug/kg	SBS09	SBS09-3.5	A2	P0		3.500
6.500000	6.5		J	3.7	53	ug/kg	SBT08	SBT08-0.5	A2	P0		0.500
6.400000	6.4		J	3.9	55	ug/kg	SBQ03-P1	SBQ03-P1-1.0	A2	P0		1.000
6.300000	6.3		J	3.6	52	ug/kg	SBF07-P1	SBF07-P1-0.5	A3	P0		0.500
6.300000	6.3		J	3.6	52	ug/kg	SBG08-P1	SBG08-P1-1.0	A3	P0		1.000
6.200000	6.2		J	3.8	53	ug/kg	SBP13-P1	SBP13-P1-0.5	A5	P0		0.500
6.200000	6.2		J	3.9	55	ug/kg	SBR05-P2	SBR105-P2-1.0	A2	D		1.000
6.200000	6.2		J	3.8	54	ug/kg	SBS06	SBS06-0.5	A2	P0		0.500
6.100000	6.1		J	3.9	56	ug/kg	SBN13-P1	SBN13-PS1-4.5	A5	P0		4.500
6.000000	6.0		J	3.7	53	ug/kg	SBL06	SBL06-0.5	A4	P0		0.500
6.000000	6.0		J	3.8	54	ug/kg	SBU09-P1	SBU09-P1-0.5	A2	P0		0.500
5.900000	5.9		J	3.6	52	ug/kg	SBH10	SBH10-0.5	A3	P0		0.500
5.900000	5.9		J	4.2	59	ug/kg	SBT12	SBT12-7.0	A5	P0		7.000
5.800000	5.8		J	3.7	52	ug/kg	SBF07-P1	SBF07-P1-1.0	A3	P0		1.000
5.800000	5.8		J	3.6	52	ug/kg	SBF07-P1	SBF107-P1-0.5	A3	D		0.500
5.800000	5.8		J	3.7	52	ug/kg	SBP13-P2	SBP13-P2-0.5	A5	P0		0.500
5.800000	5.8		J	3.8	54	ug/kg	SBQ04-P1	SBQ04-P1-0.5	A2	P0		0.500
5.800000	5.8		J	4.3	60	ug/kg	SBQ09	SBQ09-10.0	A4	P0		10.000
5.800000	5.8		J	3.9	56	ug/kg	SBS06-P1	SBS06-P1-1.0	A2	P0		1.000
5.700000	5.7		J	4.0	56	ug/kg	SBJ04	SBJ04-7.0	A4	P0		7.000
5.700000	5.7		J	4.0	56	ug/kg	SBT11	SBT11-5.0	A2	P0		5.000
5.600000	5.6		J	3.7	52	ug/kg	SBF05-P1	SBF05-P1-1.0	A3	P0		1.000
5.600000	5.6		J	3.6	51	ug/kg	SBK12	SBK12-7.0	A3	P0		7.000
5.600000	5.6		J	3.7	52	ug/kg	SBP11	SBP11-0.5	A5	P0		0.500
5.600000	5.6		J	3.8	53	ug/kg	SBT08-P1	SBT08-P1-1.0	A2	P0		1.000
5.500000	5.5		J	3.6	51	ug/kg	SBK12	SBK12-0.5	A3	P0		0.500
5.500000	5.5		J	3.7	52	ug/kg	SBM08	SBM08-0.5	A4	P0		0.500
5.500000	5.5		J	3.9	56	ug/kg	SBV12	SBV112-1.5	A2	D		1.500
5.300000	5.3		J	3.7	52	ug/kg	SBL07	SBL07-0.5	A4	P0		0.500
5.300000	5.3		J	4.2	60	ug/kg	SBO09	SBO09-5.0	A4	P0		5.000
5.200000	5.2		J	3.7	52	ug/kg	SBN13-P1	SBN13-P1-1.0	A5	P0		1.000
5.100000	5.1	J	J	3.7	52	ug/kg	SBH11-P1	SBH11-P1-1.0	A3	P0		1.000
5.100000	5.1		J	3.6	52	ug/kg	SBJ09	SBJ109-0.5	A3	D		0.500
5.100000	5.1		J	4.2	59	ug/kg	SBR09	SBR09-15.5	A2	P0		15.500
5.100000	5.1		J	3.9	55	ug/kg	SBU09-P1	SBU09-P1-1.0	A2	P0		1.000
5.000000	5.0		J	4.1	58	ug/kg	SBP08	SBP08-24.5	A4	P0		24.500
5.000000	5.0		J	3.6	51	ug/kg	SBS07	SBS107-0.5	A2	D		0.500
4.900000	4.9		J	3.6	51	ug/kg	SBF06-P1	SBF06-P1-1.0	A3	P0		1.000
4.900000	4.9		J	3.8	53	ug/kg	SBT07-P1	SBT07-P1-1.0	A2	P0		1.000
4.800000	4.8		J	3.6	52	ug/kg	SBH06	SBH06-0.5	A3	P0		0.500
4.800000	4.8		J	3.6	52	ug/kg	SBH06	SBH106-0.5	A3	D		0.500
4.800000	4.8		J	3.7	52	ug/kg	SBK04	SBK04-0.5	A4	P0		0.500

Notes: Results sorted by: 1) parameter; 2) highest to lowest detected concentration; VQ - ABBL validation flag; LQ - lab qualifier; "J" - the result is an estimated quantity; "D" - analysis required dilution; "B" - analyte detected in blank; composite samples are indicated by the abbreviation "COMP". *The 2006 Tetra Tech results were converted from wet weight to dry weight based on depth-discrete average moisture content measured during ABBL's 2007 investigation (see report Section 1.4.3).

Table 3E
Cover Soil Analytical Results
Detected Polynuclear Aromatic Hydrocarbons

Cover Soil Report
Former CalCompact Landfill
Carson, California

Dry Wt. Conc.*	Reported Conc.*	VQ	LQ	MDL	PQL	Units	Boring ID	Sample ID	Landfill Cell	Primary (P0) or Dup (D)	Com-posite	Depth (ft bgs)
Benzo(b)fluoranthene												
4.800000	4.8		J	4.0	56	ug/kg	SBS13-P1	SBS13-PS1-4.0	A5	P0		4.000
4.800000	4.8		J	4.4	62	ug/kg	SBT10	SBT10-6.5	A2	P0		6.500
4.700000	4.7		J	3.7	52	ug/kg	SBS07	SBS07-0.5	A2	P0		0.500
4.700000	4.7		J	3.7	52	ug/kg	SBT10	SBT10-0.5	A2	P0		0.500
4.600000	4.6		J	3.6	52	ug/kg	SBE04-P1	SBE04-P1-1.0	A3	P0		1.000
4.600000	4.6		J	4.2	59	ug/kg	SBI11	SBI11-5.0	A3	P0		5.000
4.600000	4.6		J	3.7	52	ug/kg	SBM12	SBM12-0.5	A3	P0		0.500
4.500000	4.5		J	3.8	54	ug/kg	SBP12	SBP112-0.5	A5	D		0.500
4.500000	4.5		J	3.8	53	ug/kg	SBT07-P2	SBT07-P2-0.5	A2	P0		0.500
4.500000	4.5		J	3.6	52	ug/kg	SBU09	SBU09-0.5	A2	P0		0.500
4.500000	4.5		J	3.7	52	ug/kg	SBU11	SBU11-0.5	A2	P0		0.500
4.400000	4.4		J	3.6	52	ug/kg	SBH11-P1	SBH11-P1-0.5	A3	P0		0.500
4.400000	4.4		J	3.7	53	ug/kg	SBT13-P1	SBT13-P1-1.0	A5	P0		1.000
4.300000	4.3		J	3.7	52	ug/kg	SBF05	SBF05-0.5	A3	P0		0.500
4.300000	4.3		J	3.6	52	ug/kg	SBF05-P2	SBF05-P2-0.5	A3	P0		0.500
4.300000	4.3		J	3.6	51	ug/kg	SBM13-P2	SBM13-P2-0.5	A5	P0		0.500
4.300000	4.3		J	3.6	51	ug/kg	SBO13-P1	SBO13-P1-0.5	A5	P0		0.500
4.200000	4.2		J	3.7	52	ug/kg	SBI09	SBI109-0.5	A3	D		0.500
4.200000	4.2		J	3.7	52	ug/kg	SBT13-P1	SBT13-P1-0.5	A5	P0		0.500
4.100000	4.1		J	3.7	52	ug/kg	SBF05-P1	SBF05-P1-0.5	A3	P0		0.500
4.100000	4.1		J	3.6	52	ug/kg	SBG10-P1	SBG10-P1-0.5	A3	P0		0.500
4.100000	4.1		J	3.6	52	ug/kg	SBJ10	SBJ10-0.5	A3	P0		0.500
3.900000	3.9		J	3.6	51	ug/kg	SBG08-P1	SBG08-P1-0.5	A3	P0		0.500
3.900000	3.9		J	3.8	54	ug/kg	SBP03-P1	SBP103-P1-1.0	A2	D		1.000
3.700000	3.7		J	3.6	52	ug/kg	SBE03-P1	SBE03-P1-0.5	A3	P0		0.500
Benzo(g,h,i)perylene												
1200.000	1200	J	J	590	6200	ug/kg	SBN07	SBN07-14.5	A4	P0		14.500
0.528900	0.439			0.010	0.020	mg/kg	SBJ01	A2-J1-SB10-4'-D-REP2	A2	P0		4.000
370.0000	370	J		5.2	56	ug/kg	SBP06	SBP106-15.0	A2	D		15.000
290.0000	290			4.9	53	ug/kg	SBI03	SBI03-0.5	A4	P0		0.500
260.0000	260			4.9	53	ug/kg	SBT12	SBT12-0.5	A5	P0		0.500
240.0000	240			4.8	51	ug/kg	SBN05	SBN05-0.5	A2	P0		0.500
240.0000	240			4.9	53	ug/kg	SBO09	SBO09-0.5	A4	P0		0.500
200.0000	200			4.9	52	ug/kg	SBK11	SBK11-0.5	A3	P0		0.500
180.0000	180			5.4	58	ug/kg	SBJ03	SBJ03-3.0	A4	P0		3.000
170.0000	170			4.9	52	ug/kg	SBH07	SBH07-0.5	A3	P0		0.500
170.0000	170			5.1	54	ug/kg	SBJ04	SBJ04-2.0	A4	P0		2.000
160.0000	160			4.9	52	ug/kg	SBI06	SBI06-0.5	A4	P0		0.500
160.0000	160			4.9	52	ug/kg	SBK03	SBK03-0.5	A4	P0		0.500
150.0000	150			5.0	53	ug/kg	SBV13-P1	SBV13-P1-0.5	A2	P0		0.500
140.0000	140	J		4.9	52	ug/kg	SBI08	SBI108-0.5	A3	D		0.500
140.0000	140			4.9	52	ug/kg	SBJ03	SBJ03-0.5	A4	P0		0.500
130.0000	130			4.8	51	ug/kg	SBO05	SBO05-0.5	A2	P0		0.500
130.0000	130			4.9	52	ug/kg	SBP04	SBP104-0.5	A2	D		0.500

Notes: Results sorted by: 1) parameter; 2) highest to lowest detected concentration; VQ - ABBL validation flag; LQ - lab qualifier; "J" - the result is an estimated quantity; "D" - analysis required dilution; "B" - analyte detected in blank; composite samples are indicated by the abbreviation "COMP". *The 2006 Tetra Tech results were converted from wet weight to dry weight based on depth-discrete average moisture content measured during ABBL's 2007 investigation (see report Section 1.4.3).

Table 3E
Cover Soil Analytical Results
Detected Polynuclear Aromatic Hydrocarbons

Cover Soil Report
Former CalCompact Landfill
Carson, California

Dry Wt. Conc.*	Reported Conc.*	VQ	LQ	MDL	PQL	Units	Boring ID	Sample ID	Landfill Cell	Primary (P0) or Dup (D)	Com-posite	Depth (ft bgs)
Benzo(g,h,i)perylene												
130.0000	130			4.9	53	ug/kg	SBP08	SBP08-0.5	A4	P0		0.500
130.0000	130			5.0	53	ug/kg	SBQ05	SBQ05-0.5	A2	P0		0.500
130.0000	130			5.8	62	ug/kg	SBV11	SBV11-6.0	A2	P0		6.000
120.0000	120	J		5.7	60	ug/kg	SBO04	SBO04-9.5	A2	P0		9.500
120.0000	120			4.8	52	ug/kg	SBP05	SBP05-0.5	A2	P0		0.500
110.0000	110	J		5.1	54	ug/kg	SBM04	SBM04-0.5	A2	P0		0.500
100.0000	100			4.9	52	ug/kg	SBG05	SBG105-0.5	A3	D		0.500
100.0000	100			5.2	56	ug/kg	SBV11-P2	SBV11-P2-0.5	A2	P0		0.500
99.00000	99			4.8	52	ug/kg	SBH09	SBH09-0.5	A3	P0		0.500
91.00000	91			4.9	52	ug/kg	SBJ04	SBJ04-0.5	A4	P0		0.500
91.00000	91			4.9	52	ug/kg	SBP04	SBP04-0.5	A2	P0		0.500
91.00000	91			5.1	54	ug/kg	SBQ05	SBQ05-5.0	A2	P0		5.000
89.00000	89			5.3	57	ug/kg	SBP05	SBP105-10.0	A2	D		10.000
88.00000	88			5.1	54	ug/kg	SBP06	SBP06-5.0	A2	P0		5.000
86.00000	86			4.9	52	ug/kg	SBO04	SBO04-0.5	A2	P0		0.500
86.00000	86			4.9	53	ug/kg	SBP09	SBP09-0.5	A4	P0		0.500
85.00000	85	J		5.1	54	ug/kg	SBG09	SBG109-5.0	A3	D		5.000
85.00000	85			5.3	56	ug/kg	SBP05	SBP05-15.0	A2	P0		15.000
83.00000	83			5.3	57	ug/kg	SBM13-P2	SBM13-PS2-7.5	A5	P0		7.500
83.00000	83			4.8	52	ug/kg	SBP06	SBP06-0.5	A2	P0		0.500
82.00000	82			5.6	60	ug/kg	SBQ07	SBQ07-5.0	A2	P0		5.000
81.00000	81			4.9	52	ug/kg	SBH05	SBH105-0.5	A3	D		0.500
80.00000	80			5.1	54	ug/kg	SBP06	SBP106-5.0	A2	D		5.000
78.00000	78	J		5.2	55	ug/kg	SBP06	SBP06-10.0	A2	P0		10.000
75.00000	75	J		5.3	57	ug/kg	SBQ05	SBQ05-10.0	A2	P0		10.000
74.00000	74	J		5.1	54	ug/kg	SBP05	SBP05-5.0	A2	P0		5.000
74.00000	74	J		4.9	52	ug/kg	SBR12	SBR112-0.5	A5	D		0.500
74.00000	74			5.0	53	ug/kg	SBU13-P1	SBU13-P1-0.5	A2	P0		0.500
73.00000	73			4.8	52	ug/kg	SBR09	SBR09-0.5	A2	P0		0.500
73.00000	73			5.2	55	ug/kg	SBV13-P1	SBV13-P1-1.0	A2	P0		1.000
69.00000	69			4.9	52	ug/kg	SBG05	SBG05-0.5	A3	P0		0.500
69.00000	69			4.8	51	ug/kg	SBI04	SBI04-0.5	A4	P0		0.500
68.00000	68			4.9	53	ug/kg	SBQ09	SBQ09-0.5	A4	P0		0.500
67.00000	67			4.8	52	ug/kg	SBO06	SBO06-0.5	A2	P0		0.500
64.00000	64			5.4	58	ug/kg	SBO01-P1	SBO01-PS1-4.5	A2	P0		4.500
62.00000	62			4.9	52	ug/kg	SBH05	SBH05-0.5	A3	P0		0.500
62.00000	62	J		5.3	57	ug/kg	SBP06	SBP06-15.0	A2	P0		15.000
59.00000	59			4.8	52	ug/kg	SBH08	SBH08-0.5	A3	P0		0.500
59.00000	59			4.9	53	ug/kg	SBJ07	SBJ07-0.5	A4	P0		0.500
58.00000	58	J		4.9	52	ug/kg	SBG06	SBG106-0.5	A3	D		0.500
58.00000	58			4.8	51	ug/kg	SBI07	SBI07-0.5	A3	P0		0.500
58.00000	58			4.9	52	ug/kg	SBK10	SBK10-0.5	A3	P0		0.500
58.00000	58			5.1	54	ug/kg	SBT13-P2	SBT13-P2-1.0	A5	P0		1.000
54.00000	54	J		4.8	52	ug/kg	SBF07-P1	SBF107-P1-0.5	A3	D		0.500
54.00000	54			4.8	52	ug/kg	SBQ08	SBQ08-0.5	A2	P0		0.500

Notes: Results sorted by: 1) parameter; 2) highest to lowest detected concentration; VQ - ABBL validation flag; LQ - lab qualifier; "J" - the result is an estimated quantity; "D" - analysis required dilution; "B" - analyte detected in blank; composite samples are indicated by the abbreviation "COMP". *The 2006 Tetra Tech results were converted from wet weight to dry weight based on depth-discrete average moisture content measured during ABBL's 2007 investigation (see report Section 1.4.3).

Table 3E
Cover Soil Analytical Results
Detected Polynuclear Aromatic Hydrocarbons

Cover Soil Report
Former CalCompact Landfill
Carson, California

Dry Wt. Conc.*	Reported Conc.*	VQ	LQ	MDL	PQL	Units	Boring ID	Sample ID	Landfill Cell	Primary (P0) or Dup (D)	Com-posite	Depth (ft bgs)
Benzo(g,h,i)perylene												
48.00000	48		J	5.8	62	ug/kg	SBG10-P1	SBG10-PS1-4.5	A3	P0		4.500
48.00000	48		J	4.9	52	ug/kg	SBJ06	SBJ06-0.5	A4	P0		0.500
48.00000	48		J	5.1	54	ug/kg	SBN08	SBN08-5.0	A4	P0		5.000
47.00000	47		J	5.0	53	ug/kg	SBM13-P2	SBM13-P2-1.0	A5	P0		1.000
46.00000	46		J	5.4	58	ug/kg	SBP05	SBP05-10.0	A2	P0		10.000
45.00000	45		J	5.5	59	ug/kg	SBI03	SBI03-4.0	A4	P0		4.000
45.00000	45		J	4.9	52	ug/kg	SBL06	SBL106-0.5	A4	D		0.500
45.00000	45		J	5.5	58	ug/kg	SBN11	SBN11-3.5	A5	P0		3.500
45.00000	45		J	5.1	54	ug/kg	SBU13-P1	SBU13-P1-1.0	A2	P0		1.000
43.00000	43		J	5.2	56	ug/kg	SBP03-P1	SBP03-P1-1.0	A2	P0		1.000
41.00000	41		J	4.8	52	ug/kg	SBL10	SBL10-0.5	A4	P0		0.500
41.00000	41		J	4.9	52	ug/kg	SBQ07	SBQ07-0.5	A2	P0		0.500
41.00000	41		J	5.0	53	ug/kg	SBT07-P2	SBT07-P2-0.5	A2	P0		0.500
40.00000	40	J	J	5.2	55	ug/kg	SBM04	SBM104-0.5	A2	D		0.500
39.00000	39		J	5.2	55	ug/kg	SBU09-P1	SBU09-P1-1.0	A2	P0		1.000
38.00000	38		J	5.8	62	ug/kg	SBQ06	SBQ06-5.0	A2	P0		5.000
38.00000	38		J	5.1	54	ug/kg	SBR06	SBR06-0.5	A2	P0		0.500
37.00000	37		J	4.8	52	ug/kg	SBN10	SBN10-0.5	A4	P0		0.500
36.00000	36		J	5.0	53	ug/kg	SBT13-P2	SBT13-P2-0.5	A5	P0		0.500
35.00000	35	J	J	4.9	52	ug/kg	SBG06	SBG06-0.5	A3	P0		0.500
34.00000	34		J	5.6	60	ug/kg	SBH10	SBH10-10.0	A3	P0		10.000
34.00000	34		J	5.3	56	ug/kg	SBJ04	SBJ04-7.0	A4	P0		7.000
34.00000	34		J	5.1	54	ug/kg	SBP13-P1	SBP13-P1-1.0	A5	P0		1.000
33.00000	33		J	4.8	52	ug/kg	SBF06-P1	SBF06-P1-0.5	A3	P0		0.500
33.00000	33		J	5.0	53	ug/kg	SBS08	SBS08-0.5	A2	P0		0.500
31.00000	31		J	5.3	57	ug/kg	SBL06	SBL06-4.5	A4	P0		4.500
31.00000	31		J	5.5	58	ug/kg	SBV11-P2	SBV11-P2-1.0	A2	P0		1.000
30.00000	30		J	4.9	53	ug/kg	SBN04	SBN04-0.5	A2	P0		0.500
30.00000	30		J	5.1	54	ug/kg	SBR05-P1	SBR05-P1-0.5	A2	P0		0.500
30.00000	30		J	5.5	59	ug/kg	SBT12	SBT12-7.0	A5	P0		7.000
30.00000	30		J	4.9	52	ug/kg	SBU12	SBU12-0.5	A2	P0		0.500
30.00000	30		J	5.1	54	ug/kg	SBV11-P1	SBV11-P1-1.0	A2	P0		1.000
29.00000	29		J	4.9	53	ug/kg	SBJ13-P1	SBJ113-P1-0.5	A3	D		0.500
29.00000	29		J	4.9	53	ug/kg	SBL06	SBL06-0.5	A4	P0		0.500
28.00000	28		J	5.0	53	ug/kg	SBJ13-P1	SBJ13-P1-1.0	A3	P0		1.000
28.00000	28		J	4.9	52	ug/kg	SBL05	SBL05-0.5	A4	P0		0.500
28.00000	28		J	4.8	51	ug/kg	SBU09-T3	SBU09-T3-0.5	A2	P0		0.500
28.00000	28		J	5.1	54	ug/kg	SBV12-P1	SBV12-P1-1.0	A2	P0		1.000
27.00000	27		J	9.8	100	ug/kg	SBM11	SBM11-0.5	A3	P0		0.500
27.00000	27		J	4.9	52	ug/kg	SBO10	SBO110-0.5	A4	D		0.500
27.00000	27		J	5.1	54	ug/kg	SBU09-P1	SBU09-P1-0.5	A2	P0		0.500
26.00000	26		J	4.8	51	ug/kg	SBG08-P1	SBG08-P1-0.5	A3	P0		0.500
26.00000	26		J	5.3	57	ug/kg	SBP03-T1	SBP03-T1-T2D	A2	D	COMP	0.000
26.00000	26		J	5.1	54	ug/kg	SBQ13-P1	SBQ13-P1-1.0	A5	P0		1.000
26.00000	26		J	5.1	54	ug/kg	SBR05-P2	SBR05-P2-1.0	A2	P0		1.000

Notes: Results sorted by: 1) parameter; 2) highest to lowest detected concentration; VQ - ABBL validation flag; LQ - lab qualifier; "J" - the result is an estimated quantity; "D" - analysis required dilution; "B" - analyte detected in blank; composite samples are indicated by the abbreviation "COMP". *The 2006 Tetra Tech results were converted from wet weight to dry weight based on depth-discrete average moisture content measured during ABBL's 2007 investigation (see report Section 1.4.3).

Table 3E
Cover Soil Analytical Results
Detected Polynuclear Aromatic Hydrocarbons

Cover Soil Report
Former CalCompact Landfill
Carson, California

Dry Wt. Conc.*	Reported Conc.*	VQ	LQ	MDL	PQL	Units	Boring ID	Sample ID	Landfill Cell	Primary (P0) or Dup (D)	Com-posite	Depth (ft bgs)
Benzo(g,h,i)perylene												
26.00000	26		J	5.1	54	ug/kg	SBU08-T1	SBU08-T1-T2	A2	P0	COMP	0.000
25.00000	25		J	5.2	55	ug/kg	SBR05-P2	SBR105-P2-1.0	A2	D		1.000
25.00000	25		J	5.1	54	ug/kg	SBS06-P2	SBS06-P2-1.0	A2	P0		1.000
25.00000	25		J	4.9	52	ug/kg	SBV09-T3	SBV09-T3-0.5	A2	P0		0.500
25.00000	25		J	5.1	54	ug/kg	SBV10-P1	SBV10-P1-1.0	A2	P0		1.000
24.00000	24		J	5.1	54	ug/kg	SBO02-P1	SBO02-P1-1.0	A2	P0		1.000
23.00000	23		J	5.2	55	ug/kg	SBO01-P1	SBO01-P1-1.0	A2	P0		1.000
23.00000	23		J	4.8	51	ug/kg	SBU09-T2	SBU09-T2-0.5	A2	P0		0.500
22.00000	22		J	4.9	53	ug/kg	SBJ13-P1	SBJ13-P1-0.5	A3	P0		0.500
22.00000	22		J	4.9	52	ug/kg	SBK05	SBK05-0.5	A4	P0		0.500
22.00000	22		J	5.6	60	ug/kg	SBP04	SBP04-5.0	A2	P0		5.000
21.00000	21		J	4.9	52	ug/kg	SBF07-P1	SBF107-P1-1.0	A3	D		1.000
21.00000	21		J	4.9	52	ug/kg	SBO07	SBO07-0.5	A4	P0		0.500
21.00000	21		J	4.9	53	ug/kg	SBU09-T1	SBU09-T1-0.5	A2	P0		0.500
20.00000	20		J	5.1	54	ug/kg	SBF08-P1	SBF08-P1-0.5	A3	P0		0.500
20.00000	20		J	4.8	52	ug/kg	SBG08-P1	SBG08-P1-1.0	A3	P0		1.000
20.00000	20		J	4.9	52	ug/kg	SBM12	SBM12-0.5	A3	P0		0.500
20.00000	20		J	4.9	52	ug/kg	SBM13-P1	SBM13-P1-0.5	A3	P0		0.500
20.00000	20		J	5.7	60	ug/kg	SBP02-P1	SBP02-P1-1.0	A2	P0		1.000
20.00000	20		J	5.0	53	ug/kg	SBV11-P1	SBV11-P1-0.5	A2	P0		0.500
20.00000	20		J	4.9	53	ug/kg	SBV12	SBV12-0.5	A2	P0		0.500
19.00000	19		J	4.9	53	ug/kg	SBL13-P1	SBL13-P1-1.0	A3	P0		1.000
19.00000	19		J	5.9	62	ug/kg	SBN01-T2	SBN01-T2-4.5	A2	P0		4.500
19.00000	19		J	4.9	52	ug/kg	SBN11	SBN11-0.5	A5	P0		0.500
19.00000	19		J	5.3	57	ug/kg	SBO02-T1	SBO02-T1-T2	A2	P0	COMP	0.000
19.00000	19		J	4.9	53	ug/kg	SBP13-P2	SBP13-P2-1.0	A5	P0		1.000
19.00000	19		J	5.0	53	ug/kg	SBR10	SBR10-0.5	A5	P0		0.500
19.00000	19		J	5.1	54	ug/kg	SBS06-P2	SBS06-P2-0.5	A2	P0		0.500
18.00000	18		J	4.9	52	ug/kg	SBF08-P1	SBF08-P1-1.0	A3	P0		1.000
18.00000	18		J	5.1	54	ug/kg	SBK13-P1	SBK13-P1-1.0	A3	P0		1.000
18.00000	18		J	4.8	51	ug/kg	SBL04	SBL04-0.5	A4	P0		0.500
18.00000	18		J	4.9	53	ug/kg	SBL13-P1	SBL13-P1-0.5	A3	P0		0.500
18.00000	18		J	4.9	52	ug/kg	SBM13-P1	SBM13-P1-1.0	A3	P0		1.000
18.00000	18		J	4.8	52	ug/kg	SBN12	SBN12-0.5	A5	P0		0.500
18.00000	18		J	5.1	54	ug/kg	SBP05	SBP05-20.0	A2	P0		20.000
18.00000	18		J	5.2	55	ug/kg	SBR05-P1	SBR05-P1-1.0	A2	P0		1.000
18.00000	18		J	5.1	54	ug/kg	SBR05-P2	SBR05-P2-0.5	A2	P0		0.500
18.00000	18		J	4.9	52	ug/kg	SBV09-T4	SBV09-T4-2.0	A2	P0		2.000
18.00000	18		J	5.0	53	ug/kg	SBV10-T2	SBV10-T2-5.0	A2	P0		5.000
17.00000	17		J	5.0	53	ug/kg	SBK13-P1	SBK113-P1-1.0	A3	D		1.000
17.00000	17		J	4.8	52	ug/kg	SBM05	SBM05-0.5	A4	P0		0.500
17.00000	17		J	4.9	52	ug/kg	SBM13-P1	SBM113-P1-0.5	A3	D		0.500
17.00000	17		J	5.7	61	ug/kg	SBN10	SBN10-5.0	A4	P0		5.000
17.00000	17		J	5.0	53	ug/kg	SBQ06	SBQ06-0.5	A2	P0		0.500
17.00000	17		J	5.1	54	ug/kg	SBR05	SBR05-0.5	A2	P0		0.500

Notes: Results sorted by: 1) parameter; 2) highest to lowest detected concentration; VQ - ABBL validation flag; LQ - lab qualifier; "J" - the result is an estimated quantity; "D" - analysis required dilution; "B" - analyte detected in blank; composite samples are indicated by the abbreviation "COMP". *The 2006 Tetra Tech results were converted from wet weight to dry weight based on depth-discrete average moisture content measured during ABBL's 2007 investigation (see report Section 1.4.3).

Table 3E
Cover Soil Analytical Results
Detected Polynuclear Aromatic Hydrocarbons

Cover Soil Report
Former CalCompact Landfill
Carson, California

Dry Wt. Conc.*	Reported Conc.*	VQ	LQ	MDL	PQL	Units	Boring ID	Sample ID	Landfill Cell	Primary (P0) or Dup (D)	Com-posite	Depth (ft bgs)
Benzo(g,h,i)perylene												
17.00000	17		J	5.1	54	ug/kg	SBV10-P1	SBV10-P1-0.5	A2	P0		0.500
17.00000	17		J	5.0	53	ug/kg	SBV12-P1	SBV12-P1-0.5	A2	P0		0.500
16.00000	16		J	4.9	52	ug/kg	SBI09	SBI09-0.5	A3	P0		0.500
16.00000	16		J	4.9	52	ug/kg	SBI09	SBI109-0.5	A3	D		0.500
16.00000	16		J	4.8	52	ug/kg	SBM07	SBM07-0.5	A4	P0		0.500
16.00000	16		J	4.9	53	ug/kg	SBV09-T1	SBV09-T1-0.5	A2	P0		0.500
15.00000	15		J	4.8	52	ug/kg	SBF07-P1	SBF07-P1-0.5	A3	P0		0.500
15.00000	15		J	5.0	53	ug/kg	SBP13-P1	SBP13-P1-0.5	A5	P0		0.500
15.00000	15		J	5.3	57	ug/kg	SBQ04-T1	SBQ04-T1-T2	A2	P0	COMP	0.000
15.00000	15		J	4.8	52	ug/kg	SBR07	SBR07-0.5	A2	P0		0.500
15.00000	15		J	4.9	53	ug/kg	SBV09-T2	SBV09-T2-0.5	A2	P0		0.500
14.00000	14		J	11	110	ug/kg	SBH10	SBH10-15.0	A3	P0		15.000
14.00000	14		J	4.9	52	ug/kg	SBJ13-P2	SBJ13-P2-0.5	A3	P0		0.500
14.00000	14		J	4.9	53	ug/kg	SBJ13-P2	SBJ13-P2-1.0	A3	P0		1.000
14.00000	14		J	4.9	52	ug/kg	SBK04	SBK04-0.5	A4	P0		0.500
14.00000	14		J	5.3	57	ug/kg	SBK05	SBK05-3.5'	A4	P0		3.500
14.00000	14		J	4.9	53	ug/kg	SBK13-P1	SBK13-P1-0.5	A3	P0		0.500
14.00000	14		J	5.1	54	ug/kg	SBO01-P1	SBO101-P1-1.0	A2	D		1.000
14.00000	14		J	5.3	57	ug/kg	SBP03-T1	SBP03-T1-T2	A2	P0	COMP	0.000
14.00000	14		J	5.1	54	ug/kg	SBS06-P1	SBS06-P1-0.5	A2	P0		0.500
14.00000	14		J	5.2	56	ug/kg	SBV12	SBV112-1.5	A2	D		1.500
13.00000	13		J	4.9	52	ug/kg	SBG10-P1	SBG10-P1-1.0	A3	P0		1.000
13.00000	13		J	4.9	52	ug/kg	SBI11-P1	SBI11-P1-0.5	A3	P0		0.500
13.00000	13		J	4.9	52	ug/kg	SBO12	SBO112-0.5	A5	D		0.500
13.00000	13		J	5.0	53	ug/kg	SBO12	SBO12-0.5	A5	P0		0.500
13.00000	13	J	J	5.1	54	ug/kg	SBR12	SBR12-0.5	A5	P0		0.500
13.00000	13		J	5.6	60	ug/kg	SBT12	SBT12-5.0	A5	P0		5.000
12.00000	12		J	4.9	53	ug/kg	SBG07	SBG07-0.5	A3	P0		0.500
12.00000	12		J	4.8	52	ug/kg	SBH06	SBH06-0.5	A3	P0		0.500
12.00000	12		J	4.9	53	ug/kg	SBI11-P1	SBI11-P1-1.0	A3	P0		1.000
12.00000	12		J	4.8	51	ug/kg	SBM13-P2	SBM13-P2-0.5	A5	P0		0.500
12.00000	12		J	5.7	60	ug/kg	SBQ09	SBQ09-10.0	A4	P0		10.000
12.00000	12		J	5.2	56	ug/kg	SBS06-P1	SBS06-P1-1.0	A2	P0		1.000
12.00000	12		J	4.9	53	ug/kg	SBT08-P1	SBT08-P1-0.5	A2	P0		0.500
12.00000	12		J	4.8	52	ug/kg	SBU10	SBU10-0.5	A2	P0		0.500
12.00000	12		J	5.1	54	ug/kg	SBV10-T4	SBV10-T4-T3	A2	P0	COMP	0.000
11.00000	11		J	5.8	62	ug/kg	SBEF	SBEF-PS-5.0	A3	P0	COMP	5.000
11.00000	11		J	4.9	52	ug/kg	SBF05	SBF05-0.5	A3	P0		0.500
11.00000	11		J	4.9	52	ug/kg	SBF07-P1	SBF07-P1-1.0	A3	P0		1.000
11.00000	11		J	4.8	52	ug/kg	SBH06	SBH106-0.5	A3	D		0.500
11.00000	11		J	4.8	52	ug/kg	SBI05	SBI05-0.5	A4	P0		0.500
11.00000	11		J	4.8	52	ug/kg	SBJ08	SBJ08-0.5	A3	P0		0.500
11.00000	11		J	4.9	52	ug/kg	SBK06	SBK06-0.5	A4	P0		0.500
11.00000	11		J	4.8	51	ug/kg	SBK12	SBK12-0.5	A3	P0		0.500
11.00000	11		J	5.9	62	ug/kg	SBL04	SBL04-4.0	A4	P0		4.000

Notes: Results sorted by: 1) parameter; 2) highest to lowest detected concentration; VQ - ABBL validation flag; LQ - lab qualifier; "J" - the result is an estimated quantity; "D" - analysis required dilution; "B" - analyte detected in blank; composite samples are indicated by the abbreviation "COMP". *The 2006 Tetra Tech results were converted from wet weight to dry weight based on depth-discrete average moisture content measured during ABBL's 2007 investigation (see report Section 1.4.3).

Table 3E
Cover Soil Analytical Results
Detected Polynuclear Aromatic Hydrocarbons

Cover Soil Report
Former CalCompact Landfill
Carson, California

Dry Wt. Conc.*	Reported Conc.*	VQ	LQ	MDL	PQL	Units	Boring ID	Sample ID	Landfill Cell	Primary (P0) or Dup (D)	Com-posite	Depth (ft bgs)
Benzo(g,h,i)perylene												
11.00000	11		J	4.8	52	ug/kg	SBP07	SBP07-0.5	A2	P0		0.500
11.00000	11		J	5.1	54	ug/kg	SBQ03-P1	SBQ103-P1-0.5	A2	D		0.500
11.00000	11		J	5.9	62	ug/kg	SBS06-T2	SBS06-T2-7.5	A2	P0		7.500
11.00000	11	J	J	5.0	53	ug/kg	SBT07-P2	SBT07-P2-1.0	A2	P0		1.000
11.00000	11		J	5.2	55	ug/kg	SBT07-T1	SBT07-T1-T2	A2	P0	COMP	0.000
10.00000	10	J	J	4.8	51	ug/kg	SBI08	SBI08-0.5	A3	P0		0.500
10.00000	10		J	4.9	52	ug/kg	SBP13-P2	SBP13-P2-0.5	A5	P0		0.500
10.00000	10		J	5.2	56	ug/kg	SBR05-T1	SBR05-T1-T2	A2	P0	COMP	0.000
10.00000	10		J	6.0	63	ug/kg	SBR07	SBR07-6.0	A2	P0		6.000
10.00000	10		J	4.9	53	ug/kg	SBT07-P1	SBT07-P1-0.5	A2	P0		0.500
10.00000	10		J	4.9	53	ug/kg	SBU09-P2	SBU09-P2-0.5	A2	P0		0.500
9.900000	9.9		J	4.9	52	ug/kg	SBH10-P1	SBH10-P1-1.0	A3	P0		1.000
9.900000	9.9		J	5.1	54	ug/kg	SBN01-P1	SBN01-P1-1.0	A2	P0		1.000
9.800000	9.8		J	4.8	52	ug/kg	SBV10-T3	SBV10-T3-8.0	A2	P0		8.000
9.700000	9.7		J	4.8	52	ug/kg	SBL11	SBL11-0.5	A3	P0		0.500
9.600000	9.6		J	5.8	62	ug/kg	SBQ04-P1	SBQ04-PS1-3.0	A2	P0		3.000
9.500000	9.5		J	4.9	52	ug/kg	SBN07	SBN07-0.5	A4	P0		0.500
9.400000	9.4		J	4.8	52	ug/kg	SBI12-P1	SBI12-P1-0.5	A3	P0		0.500
9.400000	9.4		J	4.9	52	ug/kg	SBI12-P1	SBI12-P1-1.0	A3	P0		1.000
9.400000	9.4		J	6.0	64	ug/kg	SBP05	SBP05-26.0	A2	P0		26.000
9.400000	9.4		J	4.9	53	ug/kg	SBT08	SBT08-0.5	A2	P0		0.500
9.300000	9.3		J	5.2	55	ug/kg	SBQ03-P1	SBQ03-P1-1.0	A2	P0		1.000
9.100000	9.1		J	5.0	53	ug/kg	SBT07-P1	SBT07-P1-1.0	A2	P0		1.000
9.000000	9.0		J	5.4	58	ug/kg	SBO06	SBO06-20.0	A2	P0		20.000
9.000000	9.0		J	4.9	52	ug/kg	SBS07	SBS07-0.5	A2	P0		0.500
8.900000	8.9		J	4.9	52	ug/kg	SBN13-P1	SBN13-P1-0.5	A5	P0		0.500
8.900000	8.9		J	5.1	54	ug/kg	SBV11	SBV11-0.5	A2	P0		0.500
8.800000	8.8		J	4.8	52	ug/kg	SBJ10	SBJ110-0.5	A3	D		0.500
8.800000	8.8		J	4.8	52	ug/kg	SBM10	SBM10-0.5	A4	P0		0.500
8.800000	8.8		J	5.7	61	ug/kg	SBU09	SBU09-5.0	A2	P0		5.000
8.600000	8.6		J	4.8	52	ug/kg	SBJ10	SBJ10-0.5	A3	P0		0.500
8.600000	8.6		J	5.9	62	ug/kg	SBR07	SBR07-8.0	A2	P0		8.000
8.500000	8.5		J	5.5	58	ug/kg	SBP09	SBP09-5.0	A4	P0		5.000
8.500000	8.5		J	6.0	63	ug/kg	SBS09	SBS09-3.5	A2	P0		3.500
8.400000	8.4		J	4.8	52	ug/kg	SBS09	SBS09-0.5	A2	P0		0.500
8.400000	8.4		J	5.5	58	ug/kg	SBTUV	SBTUV-PS-5.0	A2,	P0	COMP	5.000
8.300000	8.3		J	5.7	61	ug/kg	SBR05	SBR05-8.0	A2	P0		8.000
8.200000	8.2		J	4.9	53	ug/kg	SBQ04	SBQ04-0.5	A2	P0		0.500
8.200000	8.2		J	5.5	59	ug/kg	SBQ07	SBQ07-8.0	A2	P0		8.000
8.100000	8.1		J	4.8	51	ug/kg	SBF06-P1	SBF06-P1-1.0	A3	P0		1.000
8.100000	8.1		J	4.8	51	ug/kg	SBO13-P1	SBO13-P1-0.5	A5	P0		0.500
8.100000	8.1		J	5.1	54	ug/kg	SBU09-P2	SBU09-P2-1.0	A2	P0		1.000
8.100000	8.1		J	4.8	51	ug/kg	SBV10-T2	SBV10-T2-0.5	A2	P0		0.500
8.000000	8.0		J	4.8	52	ug/kg	SBE03-P1	SBE03-P1-0.5	A3	P0		0.500
8.000000	8.0		J	5.3	57	ug/kg	SBK03	SBK03-4.0	A4	P0		4.000

Notes: Results sorted by: 1) parameter; 2) highest to lowest detected concentration; VQ - ABBL validation flag; LQ - lab qualifier; "J" - the result is an estimated quantity; "D" - analysis required dilution; "B" - analyte detected in blank; composite samples are indicated by the abbreviation "COMP". *The 2006 Tetra Tech results were converted from wet weight to dry weight based on depth-discrete average moisture content measured during ABBL's 2007 investigation (see report Section 1.4.3).

Table 3E
Cover Soil Analytical Results
Detected Polynuclear Aromatic Hydrocarbons

Cover Soil Report
Former CalCompact Landfill
Carson, California

Dry Wt. Conc.*	Reported Conc.*	VQ	LQ	MDL	PQL	Units	Boring ID	Sample ID	Landfill Cell	Primary (P0) or Dup (D)	Com-posite	Depth (ft bgs)
Benzo(g,h,i)perylene												
7.700000	7.7		J	4.9	52	ug/kg	SBN13-P1	SBN13-P1-1.0	A5	P0		1.000
7.600000	7.6		J	5.1	54	ug/kg	SBQ12	SBQ12-0.5	A5	P0		0.500
7.500000	7.5		J	5.1	54	ug/kg	SBP03-P1	SBP103-P1-1.0	A2	D		1.000
7.500000	7.5		J	6.2	66	ug/kg	SBU09-T3	SBU09-T3-3.5	A2	P0		3.500
7.100000	7.1		J	4.9	52	ug/kg	SBF05-P1	SBF05-P1-0.5	A3	P0		0.500
6.900000	6.9		J	6.4	68	ug/kg	SBR06	SBR06-9.0	A2	P0		9.000
6.800000	6.8		J	4.8	51	ug/kg	SBJ09	SBJ09-0.5	A3	P0		0.500
6.800000	6.8		J	4.8	51	ug/kg	SBN06	SBN06-0.5	A4	P0		0.500
6.700000	6.7		J	5.1	54	ug/kg	SBP12	SBP12-0.5	A5	P0		0.500
6.600000	6.6		J	4.8	52	ug/kg	SBE04-P1	SBE04-P1-1.0	A3	P0		1.000
6.600000	6.6		J	5.8	62	ug/kg	SBR05	SBR05-3.0	A2	P0		3.000
6.600000	6.6		J	4.8	51	ug/kg	SBS07	SBS107-0.5	A2	D		0.500
6.600000	6.6		J	4.9	52	ug/kg	SBU11	SBU11-0.5	A2	P0		0.500
6.500000	6.5		J	4.8	52	ug/kg	SBG09-P1	SBG09-P1-1.0	A3	P0		1.000
6.500000	6.5		J	4.9	52	ug/kg	SBJ11	SBJ11-0.5	A3	P0		0.500
6.400000	6.4		J	6.2	66	ug/kg	SBE03-P1	SBE03-PS1-15.0	A3	P0		15.000
6.400000	6.4		J	4.8	52	ug/kg	SBO13-P1	SBO113-P1-1.0	A5	D		1.000
6.300000	6.3		J	5.9	62	ug/kg	SBP10	SBP10-15.0	A4	P0		15.000
6.200000	6.2		J	5.1	54	ug/kg	SBQ04-P1	SBQ04-P1-0.5	A2	P0		0.500
6.100000	6.1		J	5.0	53	ug/kg	SBT08-P1	SBT08-P1-1.0	A2	P0		1.000
6.000000	6.0		J	5.9	62	ug/kg	SBF05-P2	SBF05-PS2-15.0	A3	P0		15.000
6.000000	6.0		J	4.8	52	ug/kg	SBH10	SBH10-0.5	A3	P0		0.500
6.000000	6.0		J	4.8	51	ug/kg	SBK09	SBK09-0.5	A4	P0		0.500
6.000000	6.0		J	5.6	60	ug/kg	SBU09	SBU109-10.0	A2	D		10.000
5.900000	5.9		J	5.5	58	ug/kg	SBK04	SBK04-4.0	A4	P0		4.000
5.800000	5.8		J	4.8	52	ug/kg	SBH10-P1	SBH10-P1-0.5	A3	P0		0.500
5.700000	5.7		J	4.8	52	ug/kg	SBF06	SBF06-0.5	A3	P0		0.500
5.700000	5.7	J	J	5.2	56	ug/kg	SBQ04-P1	SBQ04-P1-1.0	A2	P0		1.000
5.600000	5.6		J	5.0	53	ug/kg	SBG08	SBG08-0.5	A3	P0		0.500
5.600000	5.6		J	4.8	52	ug/kg	SBO13-P1	SBO13-P1-1.0	A5	P0		1.000
5.400000	5.4		J	4.8	52	ug/kg	SBJ09	SBJ109-0.5	A3	D		0.500
5.300000	5.3		J	4.9	53	ug/kg	SBO10	SBO10-0.5	A4	P0		0.500
5.000000	5.0		J	4.8	51	ug/kg	SBG09-P1	SBG09-P1-0.5	A3	P0		0.500
Benzo(k)fluoranthene												
2000.000	2000	J	J	270	6200	ug/kg	SBN07	SBN07-14.5	A4	P0		14.500
1200.000	1200			5.0	110	ug/kg	SBH10	SBH10-15.0	A3	P0		15.000
0.204800	0.170			0.010	0.020	mg/kg	SBJ01	A2-J1-SB10-4'-D-REP2	A2	P0		4.000
130.0000	130	J		2.6	60	ug/kg	SBO04	SBO04-9.5	A2	P0		9.500
110.0000	110			2.3	53	ug/kg	SBI03	SBI03-0.5	A4	P0		0.500
100.0000	100			2.3	53	ug/kg	SBO09	SBO09-0.5	A4	P0		0.500
91.00000	91			2.3	52	ug/kg	SBR09	SBR09-0.5	A2	P0		0.500
88.00000	88			2.5	56	ug/kg	SBP05	SBP05-15.0	A2	P0		15.000
80.00000	80			2.5	58	ug/kg	SBJ03	SBJ03-3.0	A4	P0		3.000
74.00000	74			2.3	52	ug/kg	SBK11	SBK11-0.5	A3	P0		0.500

Notes: Results sorted by: 1) parameter; 2) highest to lowest detected concentration; VQ - ABBL validation flag; LQ - lab qualifier; "J" - the result is an estimated quantity; "D" - analysis required dilution; "B" - analyte detected in blank; composite samples are indicated by the abbreviation "COMP". *The 2006 Tetra Tech results were converted from wet weight to dry weight based on depth-discrete average moisture content measured during ABBL's 2007 investigation (see report Section 1.4.3).

Table 3E
Cover Soil Analytical Results
Detected Polynuclear Aromatic Hydrocarbons

Cover Soil Report
Former CalCompact Landfill
Carson, California

Dry Wt. Conc.*	Reported Conc.*	VQ	LQ	MDL	PQL	Units	Boring ID	Sample ID	Landfill Cell	Primary (P0) or Dup (D)	Com-posite	Depth (ft bgs)
Benzo(k)fluoranthene												
72.00000	72			2.5	57	ug/kg	SBP05	SBP105-10.0	A2	D		10.000
69.00000	69			2.5	58	ug/kg	SBO01-P1	SBO01-PS1-4.5	A2	P0		4.500
67.00000	67			2.3	53	ug/kg	SBS11	SBS11-0.5	A5	P0		0.500
65.00000	65	J		2.4	54	ug/kg	SBQ05	SBQ05-5.0	A2	P0		5.000
64.00000	64			2.4	56	ug/kg	SBP06	SBP106-15.0	A2	D		15.000
62.00000	62			2.3	53	ug/kg	SBN04	SBN04-0.5	A2	P0		0.500
59.00000	59			2.3	52	ug/kg	SBO04	SBO04-0.5	A2	P0		0.500
55.00000	55			2.3	52	ug/kg	SBP06	SBP06-0.5	A2	P0		0.500
54.00000	54			2.3	52	ug/kg	SBP04	SBP04-0.5	A2	P0		0.500
54.00000	54			2.3	52	ug/kg	SBQ08	SBQ08-0.5	A2	P0		0.500
50.00000	50		J	2.3	52	ug/kg	SBP05	SBP05-0.5	A2	P0		0.500
50.00000	50		J	2.7	62	ug/kg	SBV11	SBV11-6.0	A2	P0		6.000
49.00000	49		J	2.7	62	ug/kg	SBG10-P1	SBG10-PS1-4.5	A3	P0		4.500
47.00000	47		J	2.3	52	ug/kg	SBP04	SBP104-0.5	A2	D		0.500
44.00000	44		J	2.5	57	ug/kg	SBQ05	SBQ05-10.0	A2	P0		10.000
41.00000	41		J	2.3	52	ug/kg	SBI08	SBI108-0.5	A3	D		0.500
40.00000	40		J	2.4	54	ug/kg	SBP06	SBP106-5.0	A2	D		5.000
39.00000	39		J	2.2	51	ug/kg	SBN05	SBN05-0.5	A2	P0		0.500
38.00000	38		J	2.3	52	ug/kg	SBS10	SBS10-0.5	A2	P0		0.500
37.00000	37		J	2.3	52	ug/kg	SBO10	SBO110-0.5	A4	D		0.500
36.00000	36	J	J	2.4	54	ug/kg	SBP05	SBP05-5.0	A2	P0		5.000
36.00000	36		J	2.3	53	ug/kg	SBP08	SBP08-0.5	A4	P0		0.500
35.00000	35		J	2.3	52	ug/kg	SBG05	SBG105-0.5	A3	D		0.500
34.00000	34	J	J	2.3	53	ug/kg	SBQ05	SBQ05-0.5	A2	P0		0.500
32.00000	32		J	2.3	52	ug/kg	SBK03	SBK03-0.5	A4	P0		0.500
32.00000	32		J	2.4	55	ug/kg	SBM04	SBM104-0.5	A2	D		0.500
30.00000	30		J	2.5	58	ug/kg	SBP05	SBP05-10.0	A2	P0		10.000
29.00000	29		J	2.5	57	ug/kg	SBK05	SBK05-3.5'	A4	P0		3.500
28.00000	28		J	2.4	54	ug/kg	SBJ04	SBJ04-2.0	A4	P0		2.000
27.00000	27		J	2.3	52	ug/kg	SBN12	SBN12-0.5	A5	P0		0.500
27.00000	27		J	2.7	62	ug/kg	SBQ06	SBQ06-5.0	A2	P0		5.000
26.00000	26		J	2.3	52	ug/kg	SBH08	SBH08-0.5	A3	P0		0.500
26.00000	26		J	2.2	51	ug/kg	SBO05	SBO05-0.5	A2	P0		0.500
25.00000	25		J	2.3	52	ug/kg	SBH05	SBH105-0.5	A3	D		0.500
24.00000	24		J	2.4	55	ug/kg	SBP06	SBP06-10.0	A2	P0		10.000
23.00000	23		J	2.3	52	ug/kg	SBJ04	SBJ04-0.5	A4	P0		0.500
23.00000	23		J	2.3	53	ug/kg	SBP09	SBP09-0.5	A4	P0		0.500
22.00000	22		J	2.3	52	ug/kg	SBI06	SBI06-0.5	A4	P0		0.500
22.00000	22		J	2.3	52	ug/kg	SBJ06	SBJ06-0.5	A4	P0		0.500
22.00000	22		J	2.6	60	ug/kg	SBP09	SBP09-20.0	A4	P0		20.000
21.00000	21		J	2.5	57	ug/kg	SBP06	SBP06-15.0	A2	P0		15.000
21.00000	21		J	2.4	54	ug/kg	SBP06	SBP06-5.0	A2	P0		5.000
20.00000	20		J	2.3	52	ug/kg	SBO06	SBO06-0.5	A2	P0		0.500
19.00000	19		J	2.4	54	ug/kg	SBG09	SBG109-5.0	A3	D		5.000
19.00000	19		J	4.5	100	ug/kg	SBM11	SBM11-0.5	A3	P0		0.500

Notes: Results sorted by: 1) parameter; 2) highest to lowest detected concentration; VQ - ABBL validation flag; LQ - lab qualifier; "J" - the result is an estimated quantity; "D" - analysis required dilution; "B" - analyte detected in blank; composite samples are indicated by the abbreviation "COMP". *The 2006 Tetra Tech results were converted from wet weight to dry weight based on depth-discrete average moisture content measured during ABBL's 2007 investigation (see report Section 1.4.3).

Table 3E
Cover Soil Analytical Results
Detected Polynuclear Aromatic Hydrocarbons

Cover Soil Report
Former CalCompact Landfill
Carson, California

Dry Wt. Conc.*	Reported Conc.*	VQ	LQ	MDL	PQL	Units	Boring ID	Sample ID	Landfill Cell	Primary (P0) or Dup (D)	Com-posite	Depth (ft bgs)
Benzo(k)fluoranthene												
19.00000	19		J	2.4	54	ug/kg	SBN08	SBN08-5.0	A4	P0		5.000
19.00000	19		J	2.6	60	ug/kg	SBQ07	SBQ07-5.0	A2	P0		5.000
19.00000	19		J	2.9	66	ug/kg	SBU09-T3	SBU09-T3-3.5	A2	P0		3.500
18.00000	18		J	2.2	51	ug/kg	SBI07	SBI07-0.5	A3	P0		0.500
18.00000	18		J	2.4	54	ug/kg	SBM04	SBM04-0.5	A2	P0		0.500
17.00000	17		J	2.3	52	ug/kg	SBQ07	SBQ07-0.5	A2	P0		0.500
16.00000	16		J	2.3	52	ug/kg	SBO07	SBO07-0.5	A4	P0		0.500
16.00000	16		J	2.4	56	ug/kg	SBV11-P2	SBV11-P2-0.5	A2	P0		0.500
15.00000	15		J	2.3	53	ug/kg	SBJ07	SBJ07-0.5	A4	P0		0.500
15.00000	15		J	2.5	58	ug/kg	SBN11	SBN11-3.5	A5	P0		3.500
14.00000	14		J	2.3	52	ug/kg	SBG05	SBG05-0.5	A3	P0		0.500
14.00000	14		J	2.3	52	ug/kg	SBG06	SBG06-0.5	A3	P0		0.500
14.00000	14		J	2.3	53	ug/kg	SBJ13-P1	SBJ113-P1-0.5	A3	D		0.500
14.00000	14		J	2.3	52	ug/kg	SBM05	SBM05-0.5	A4	P0		0.500
14.00000	14		J	2.3	53	ug/kg	SBQ06	SBQ06-0.5	A2	P0		0.500
13.00000	13		J	2.3	52	ug/kg	SBG06	SBG106-0.5	A3	D		0.500
13.00000	13		J	2.7	62	ug/kg	SBP10	SBP10-10.0	A4	P0		10.000
13.00000	13		J	2.3	52	ug/kg	SBT11	SBT11-0.5	A2	P0		0.500
13.00000	13		J	2.3	53	ug/kg	SBT12	SBT12-0.5	A5	P0		0.500
13.00000	13		J	2.3	53	ug/kg	SBU13-P1	SBU13-P1-0.5	A2	P0		0.500
0.012900	0.011		J	0.010	0.020	mg/kg	SBL02	A2-L2-SB18-5'-D	A2	P0		5.000
12.00000	12		J	2.3	52	ug/kg	SBH05	SBH05-0.5	A3	P0		0.500
12.00000	12		J	2.3	53	ug/kg	SBJ13-P1	SBJ13-P1-0.5	A3	P0		0.500
12.00000	12		J	2.3	53	ug/kg	SBJ13-P1	SBJ13-P1-1.0	A3	P0		1.000
12.00000	12		J	2.4	56	ug/kg	SBP03-P1	SBP03-P1-1.0	A2	P0		1.000
11.00000	11		J	2.5	56	ug/kg	SBJ04	SBJ04-7.0	A4	P0		7.000
11.00000	11		J	2.5	57	ug/kg	SBL06	SBL06-4.5	A4	P0		4.500
11.00000	11		J	2.6	59	ug/kg	SBN07	SBN07-10.0	A4	P0		10.000
11.00000	11		J	2.3	52	ug/kg	SBP07	SBP07-0.5	A2	P0		0.500
11.00000	11		J	2.3	53	ug/kg	SBT08-P1	SBT08-P1-0.5	A2	P0		0.500
10.00000	10		J	2.4	54	ug/kg	SBR06	SBR06-0.5	A2	P0		0.500
9.700000	9.7		J	2.5	57	ug/kg	SBP09	SBP09-15.0	A4	P0		15.000
9.700000	9.7		J	2.5	58	ug/kg	SBR09	SBR09-10.0	A2	P0		10.000
9.700000	9.7		J	2.7	61	ug/kg	SBU09	SBU09-5.0	A2	P0		5.000
9.500000	9.5		J	2.3	53	ug/kg	SBL13-P1	SBL13-P1-1.0	A3	P0		1.000
9.500000	9.5		J	2.3	53	ug/kg	SBQ09	SBQ09-0.5	A4	P0		0.500
9.300000	9.3		J	2.2	51	ug/kg	SBI04	SBI04-0.5	A4	P0		0.500
9.300000	9.3		J	2.2	51	ug/kg	SBO11	SBO11-0.5	A5	P0		0.500
9.200000	9.2		J	2.7	61	ug/kg	SBO07	SBO07-19.5	A4	P0		19.500
9.000000	9.0		J	2.6	60	ug/kg	SBH10	SBH10-10.0	A3	P0		10.000
8.900000	8.9		J	2.4	54	ug/kg	SBV11-P1	SBV11-P1-1.0	A2	P0		1.000
8.900000	8.9		J	2.3	53	ug/kg	SBV13-P1	SBV13-P1-0.5	A2	P0		0.500
8.600000	8.6		J	2.3	52	ug/kg	SBM13-P1	SBM13-P1-0.5	A3	P0		0.500
8.500000	8.5		J	2.6	60	ug/kg	SBG08	SBG08-3.0	A3	P0		3.000
8.400000	8.4		J	2.3	52	ug/kg	SBL06	SBL106-0.5	A4	D		0.500

Notes: Results sorted by: 1) parameter; 2) highest to lowest detected concentration; VQ - ABBL validation flag; LQ - lab qualifier; "J" - the result is an estimated quantity; "D" - analysis required dilution; "B" - analyte detected in blank; composite samples are indicated by the abbreviation "COMP". *The 2006 Tetra Tech results were converted from wet weight to dry weight based on depth-discrete average moisture content measured during ABBL's 2007 investigation (see report Section 1.4.3).

Table 3E
Cover Soil Analytical Results
Detected Polynuclear Aromatic Hydrocarbons

Cover Soil Report
Former CalCompact Landfill
Carson, California

Dry Wt. Conc.*	Reported Conc.*	VQ	LQ	MDL	PQL	Units	Boring ID	Sample ID	Landfill Cell	Primary (P0) or Dup (D)	Com-posite	Depth (ft bgs)
Benzo(k)fluoranthene												
8.400000	8.4		J	2.6	60	ug/kg	SBN07	SBN07-5.0	A4	P0		5.000
8.300000	8.3	J	J	2.3	52	ug/kg	SBI09	SBI09-0.5	A3	P0		0.500
8.300000	8.3		J	2.3	53	ug/kg	SBK13-P1	SBK13-P1-0.5	A3	P0		0.500
8.200000	8.2		J	2.4	54	ug/kg	SBK13-P1	SBK13-P1-1.0	A3	P0		1.000
8.200000	8.2		J	2.3	53	ug/kg	SBS08	SBS08-0.5	A2	P0		0.500
8.100000	8.1		J	2.5	57	ug/kg	SBR12	SBR12-17.0	A5	P0		17.000
8.000000	8.0		J	2.4	54	ug/kg	SBR05	SBR05-0.5	A2	P0		0.500
7.800000	7.8		J	2.6	60	ug/kg	SBQ09	SBQ09-10.0	A4	P0		10.000
7.800000	7.8		J	2.5	58	ug/kg	SBV11-P2	SBV11-P2-1.0	A2	P0		1.000
7.700000	7.7		J	2.3	53	ug/kg	SBS06	SBS06-5.0	A2	P0		5.000
7.600000	7.6		J	2.3	53	ug/kg	SBL13-P1	SBL13-P1-0.5	A3	P0		0.500
7.600000	7.6		J	2.5	57	ug/kg	SBQ04-T1	SBQ04-T1-T2	A2	P0	COMP	0.000
7.500000	7.5		J	2.4	56	ug/kg	SBO09	SBO09-15.0	A4	P0		15.000
7.300000	7.3		J	2.5	57	ug/kg	SBM13-P2	SBM13-PS2-7.5	A5	P0		7.500
7.200000	7.2		J	2.3	52	ug/kg	SBU12	SBU12-0.5	A2	P0		0.500
7.100000	7.1		J	2.3	53	ug/kg	SBK13-P1	SBK113-P1-1.0	A3	D		1.000
7.100000	7.1		J	2.3	52	ug/kg	SBM13-P1	SBM13-P1-1.0	A3	P0		1.000
6.900000	6.9		J	2.3	52	ug/kg	SBH10-P1	SBH10-P1-0.5	A3	P0		0.500
6.900000	6.9		J	2.4	56	ug/kg	SBS06-T1	SBS06-T1-T2	A2	P0	COMP	0.000
6.600000	6.6		J	2.3	52	ug/kg	SBV09-T3	SBV09-T3-0.5	A2	P0		0.500
6.400000	6.4		J	2.4	55	ug/kg	SBP03-T2	SBP103-T2-4.0	A2	D		4.000
6.400000	6.4		J	2.3	52	ug/kg	SBR12	SBR12-10.0	A5	P0		10.000
6.100000	6.1		J	2.3	52	ug/kg	SBR12	SBR112-0.5	A5	D		0.500
6.100000	6.1		J	2.6	60	ug/kg	SBU09	SBU109-10.0	A2	D		10.000
6.000000	6.0		J	2.3	52	ug/kg	SBI12-P1	SBI12-P1-0.5	A3	P0		0.500
6.000000	6.0		J	2.4	54	ug/kg	SBT13-P2	SBT13-P2-1.0	A5	P0		1.000
5.900000	5.9		J	2.3	52	ug/kg	SBJ13-P2	SBJ13-P2-0.5	A3	P0		0.500
5.900000	5.9		J	2.3	52	ug/kg	SBM13-P1	SBM113-P1-0.5	A3	D		0.500
5.900000	5.9		J	2.6	60	ug/kg	SBP09	SBP09-24.5	A4	P0		24.500
5.800000	5.8		J	2.3	52	ug/kg	SBI12-P1	SBI12-P1-1.0	A3	P0		1.000
5.800000	5.8		J	2.3	52	ug/kg	SBK05	SBK05-0.5	A4	P0		0.500
5.800000	5.8		J	2.3	52	ug/kg	SBO12	SBO112-0.5	A5	D		0.500
5.700000	5.7		J	2.3	53	ug/kg	SBV12	SBV12-0.5	A2	P0		0.500
5.600000	5.6		J	2.9	67	ug/kg	SBP03-T2	SBP03-T2-4.0	A2	P0		4.000
5.600000	5.6		J	2.4	54	ug/kg	SBV10-P1	SBV10-P1-0.5	A2	P0		0.500
5.500000	5.5		J	2.3	53	ug/kg	SBJ13-P2	SBJ13-P2-1.0	A3	P0		1.000
5.500000	5.5	J	J	2.7	61	ug/kg	SBO08	SBO08-10.0	A4	P0		10.000
5.500000	5.5		J	2.4	54	ug/kg	SBP13-P1	SBP13-P1-1.0	A5	P0		1.000
5.300000	5.3		J	2.7	61	ug/kg	SBF08-P1	SBF08-PS1-6.5	A3	P0		6.500
5.300000	5.3		J	2.3	52	ug/kg	SBN11	SBN11-0.5	A5	P0		0.500
5.300000	5.3		J	2.4	55	ug/kg	SBR05-P2	SBR105-P2-1.0	A2	D		1.000
5.200000	5.2		J	2.3	52	ug/kg	SBL05	SBL05-0.5	A4	P0		0.500
5.200000	5.2		J	2.3	53	ug/kg	SBM13-P2	SBM13-P2-1.0	A5	P0		1.000
5.200000	5.2		J	2.3	53	ug/kg	SBO12	SBO12-0.5	A5	P0		0.500
5.200000	5.2		J	2.2	51	ug/kg	SBV10-T2	SBV10-T2-0.5	A2	P0		0.500

Notes: Results sorted by: 1) parameter; 2) highest to lowest detected concentration; VQ - ABBL validation flag; LQ - lab qualifier; "J" - the result is an estimated quantity; "D" - analysis required dilution; "B" - analyte detected in blank; composite samples are indicated by the abbreviation "COMP". *The 2006 Tetra Tech results were converted from wet weight to dry weight based on depth-discrete average moisture content measured during ABBL's 2007 investigation (see report Section 1.4.3).

Table 3E
Cover Soil Analytical Results
Detected Polynuclear Aromatic Hydrocarbons

Cover Soil Report
Former CalCompact Landfill
Carson, California

Dry Wt. Conc.*	Reported Conc.*	VQ	LQ	MDL	PQL	Units	Boring ID	Sample ID	Landfill Cell	Primary (P0) or Dup (D)	Com-posite	Depth (ft bgs)
Benzo(k)fluoranthene												
5.200000	5.2		J	2.9	66	ug/kg	SBV11	SBV11-1.5	A2	P0		1.500
5.100000	5.1		J	2.4	54	ug/kg	SBI04	SBI04-3.0	A4	P0		3.000
5.100000	5.1		J	2.3	53	ug/kg	SBT13-P2	SBT13-P2-0.5	A5	P0		0.500
5.000000	5.0		J	2.3	52	ug/kg	SBH10-P1	SBH10-P1-1.0	A3	P0		1.000
4.900000	4.9		J	2.3	52	ug/kg	SBG09-P1	SBG09-P1-1.0	A3	P0		1.000
4.900000	4.9		J	2.3	53	ug/kg	SBI11-P1	SBI11-P1-1.0	A3	P0		1.000
4.900000	4.9		J	2.4	54	ug/kg	SBR05-P2	SBR05-P2-1.0	A2	P0		1.000
4.900000	4.9		J	2.5	56	ug/kg	SBS13-P1	SBS13-PS1-4.0	A5	P0		4.000
4.900000	4.9		J	2.3	53	ug/kg	SBT08-P1	SBT08-P1-1.0	A2	P0		1.000
4.900000	4.9		J	2.3	53	ug/kg	SBV09-T2	SBV09-T2-0.5	A2	P0		0.500
4.800000	4.8		J	2.2	51	ug/kg	SBI08	SBI08-0.5	A3	P0		0.500
4.800000	4.8		J	2.3	53	ug/kg	SBP13-P1	SBP13-P1-0.5	A5	P0		0.500
4.800000	4.8		J	2.4	54	ug/kg	SBR05-P2	SBR05-P2-0.5	A2	P0		0.500
4.800000	4.8		J	2.3	53	ug/kg	SBV11-P1	SBV11-P1-0.5	A2	P0		0.500
4.800000	4.8		J	2.4	55	ug/kg	SBV13-P1	SBV13-P1-1.0	A2	P0		1.000
4.700000	4.7		J	2.3	52	ug/kg	SBJ08	SBJ08-0.5	A3	P0		0.500
4.700000	4.7		J	2.3	52	ug/kg	SBJ10	SBJ10-0.5	A3	P0		0.500
4.700000	4.7		J	2.6	60	ug/kg	SBP04	SBP04-5.0	A2	P0		5.000
4.700000	4.7		J	3.0	68	ug/kg	SBR06	SBR06-9.0	A2	P0		9.000
4.600000	4.6		J	2.5	58	ug/kg	SBN01	SBN01-2T1-2T2	A2	P0	COMP	0.000
4.600000	4.6		J	2.4	55	ug/kg	SBQ03-P1	SBQ03-P1-1.0	A2	P0		1.000
4.500000	4.5		J	2.3	52	ug/kg	SBL07	SBL07-0.5	A4	P0		0.500
4.500000	4.5		J	2.3	52	ug/kg	SBO13-P1	SBO13-P1-1.0	A5	P0		1.000
4.400000	4.4	J	J	3.2	72	ug/kg	SBF05-P1	SBF05-PS1-15.0	A3	P0		15.000
4.400000	4.4		J	2.3	52	ug/kg	SBN13-P1	SBN13-P1-0.5	A5	P0		0.500
4.300000	4.3		J	2.3	52	ug/kg	SBH10	SBH10-0.5	A3	P0		0.500
4.300000	4.3		J	2.3	52	ug/kg	SBJ03	SBJ03-0.5	A4	P0		0.500
4.300000	4.3		J	2.3	52	ug/kg	SBJ10	SBJ110-0.5	A3	D		0.500
4.300000	4.3		J	2.3	52	ug/kg	SBM07	SBM07-0.5	A4	P0		0.500
4.300000	4.3		J	2.6	60	ug/kg	SBN04	SBN04-25.0	A2	P0		25.000
4.300000	4.3		J	2.7	61	ug/kg	SBQ10	SBQ10-5.0	A4	P0		5.000
4.300000	4.3		J	2.4	54	ug/kg	SBS06-P2	SBS06-P2-0.5	A2	P0		0.500
4.200000	4.2		J	2.2	51	ug/kg	SBK12	SBK12-0.5	A3	P0		0.500
4.200000	4.2		J	2.3	52	ug/kg	SBN10	SBN10-0.5	A4	P0		0.500
4.200000	4.2		J	2.6	60	ug/kg	SBP02-P1	SBP02-P1-1.0	A2	P0		1.000
4.200000	4.2		J	2.8	65	ug/kg	SBS06-P1	SBS06-PS1-3.0	A2	P0		3.000
4.200000	4.2		J	2.3	53	ug/kg	SBT07-P1	SBT07-P1-0.5	A2	P0		0.500
4.200000	4.2		J	2.4	54	ug/kg	SBV11	SBV11-0.5	A2	P0		0.500
4.100000	4.1		J	2.7	62	ug/kg	SBP10	SBP10-15.0	A4	P0		15.000
4.100000	4.1		J	2.7	62	ug/kg	SBR07	SBR07-8.0	A2	P0		8.000
4.100000	4.1		J	2.4	55	ug/kg	SBU09-P1	SBU09-P1-1.0	A2	P0		1.000
4.000000	4.0		J	2.2	51	ug/kg	SBK09	SBK09-0.5	A4	P0		0.500
4.000000	4.0		J	2.3	52	ug/kg	SBM08	SBM08-0.5	A4	P0		0.500
4.000000	4.0		J	2.2	51	ug/kg	SBN06	SBN06-0.5	A4	P0		0.500
4.000000	4.0		J	2.4	54	ug/kg	SBP03-P1	SBP103-P1-1.0	A2	D		1.000

Notes: Results sorted by: 1) parameter; 2) highest to lowest detected concentration; VQ - ABBL validation flag; LQ - lab qualifier; "J" - the result is an estimated quantity; "D" - analysis required dilution; "B" - analyte detected in blank; composite samples are indicated by the abbreviation "COMP". *The 2006 Tetra Tech results were converted from wet weight to dry weight based on depth-discrete average moisture content measured during ABBL's 2007 investigation (see report Section 1.4.3).

Table 3E
Cover Soil Analytical Results
Detected Polynuclear Aromatic Hydrocarbons

Cover Soil Report
Former CalCompact Landfill
Carson, California

Dry Wt. Conc.*	Reported Conc.*	VQ	LQ	MDL	PQL	Units	Boring ID	Sample ID	Landfill Cell	Primary (P0) or Dup (D)	Com-posite	Depth (ft bgs)
Benzo(k)fluoranthene												
4.000000	4.0		J	2.4	54	ug/kg	SBQ04-P1	SBQ04-P1-0.5	A2	P0		0.500
4.000000	4.0		J	2.3	53	ug/kg	SBT08	SBT08-0.5	A2	P0		0.500
3.900000	3.9		J	2.3	52	ug/kg	SBI11-P1	SBI11-P1-0.5	A3	P0		0.500
3.900000	3.9		J	2.4	54	ug/kg	SBP12	SBP112-0.5	A5	D		0.500
3.900000	3.9		J	2.4	54	ug/kg	SBS06	SBS06-0.5	A2	P0		0.500
3.900000	3.9		J	2.4	54	ug/kg	SBS06-P1	SBS06-P1-0.5	A2	P0		0.500
3.900000	3.9		J	2.4	56	ug/kg	SBV12	SBV112-1.5	A2	D		1.500
3.800000	3.8		J	2.3	52	ug/kg	SBH06	SBH06-0.5	A3	P0		0.500
3.800000	3.8		J	2.3	52	ug/kg	SBK04	SBK04-0.5	A4	P0		0.500
3.800000	3.8		J	2.2	51	ug/kg	SBL04	SBL04-0.5	A4	P0		0.500
3.800000	3.8		J	2.4	54	ug/kg	SBU09-P1	SBU09-P1-0.5	A2	P0		0.500
3.700000	3.7		J	2.3	52	ug/kg	SBE04-P1	SBE04-P1-1.0	A3	P0		1.000
3.700000	3.7		J	2.8	63	ug/kg	SBR07	SBR07-6.0	A2	P0		6.000
3.700000	3.7		J	2.8	63	ug/kg	SBS09	SBS09-3.5	A2	P0		3.500
3.600000	3.6		J	2.3	52	ug/kg	SBE03-P1	SBE03-P1-1.0	A3	P0		1.000
3.600000	3.6		J	2.7	62	ug/kg	SBO02-T2	SBO02-T2-4.5	A2	P0		4.500
3.600000	3.6		J	2.3	53	ug/kg	SBP13-P2	SBP13-P2-1.0	A5	P0		1.000
3.600000	3.6		J	2.3	52	ug/kg	SBT10	SBT10-0.5	A2	P0		0.500
3.500000	3.5		J	2.3	52	ug/kg	SBH09	SBH09-0.5	A3	P0		0.500
3.500000	3.5		J	2.2	51	ug/kg	SBJ09	SBJ09-0.5	A3	P0		0.500
3.500000	3.5		J	2.5	58	ug/kg	SBP08	SBP08-24.5	A4	P0		24.500
3.500000	3.5		J	2.3	53	ug/kg	SBT07-P1	SBT07-P1-1.0	A2	P0		1.000
3.400000	3.4		J	2.3	52	ug/kg	SBF05	SBF05-0.5	A3	P0		0.500
3.400000	3.4		J	2.3	52	ug/kg	SBH06	SBH106-0.5	A3	D		0.500
3.400000	3.4		J	2.4	54	ug/kg	SBR05-P1	SBR05-P1-0.5	A2	P0		0.500
3.400000	3.4		J	2.7	61	ug/kg	SBS07	SBS07-5.0	A2	P0		5.000
3.300000	3.3		J	2.2	51	ug/kg	SBK12	SBK12-7.0	A3	P0		7.000
3.300000	3.3		J	2.3	52	ug/kg	SBM09	SBM09-0.5	A4	P0		0.500
3.300000	3.3		J	2.2	51	ug/kg	SBS07	SBS107-0.5	A2	D		0.500
3.200000	3.2		J	2.5	58	ug/kg	SBF06	SBF06-4.0	A3	P0		4.000
3.200000	3.2		J	2.2	51	ug/kg	SBF06-P1	SBF06-P1-1.0	A3	P0		1.000
3.200000	3.2		J	2.3	52	ug/kg	SBG10-P1	SBG10-P1-1.0	A3	P0		1.000
3.200000	3.2		J	2.3	52	ug/kg	SBH07	SBH07-0.5	A3	P0		0.500
3.200000	3.2		J	2.3	52	ug/kg	SBL10	SBL10-0.5	A4	P0		0.500
3.200000	3.2		J	2.6	59	ug/kg	SBT12	SBT12-7.0	A5	P0		7.000
3.100000	3.1		J	2.3	52	ug/kg	SBN07	SBN07-0.5	A4	P0		0.500
3.100000	3.1		J	2.3	52	ug/kg	SBP13-P2	SBP13-P2-0.5	A5	P0		0.500
3.100000	3.1		J	2.4	56	ug/kg	SBS06-P1	SBS06-P1-1.0	A2	P0		1.000
3.100000	3.1		J	2.7	62	ug/kg	SBU11	SBU11-5.5	A2	P0		5.500
3.000000	3.0		J	2.2	51	ug/kg	SBG08-P1	SBG08-P1-0.5	A3	P0		0.500
3.000000	3.0		J	2.7	62	ug/kg	SBS06	SBS06-10.0	A2	P0		10.000
3.000000	3.0		J	2.3	52	ug/kg	SBS07	SBS07-0.5	A2	P0		0.500
3.000000	3.0		J	2.7	62	ug/kg	SBT07-T2	SBT07-T2-8.0	A2	P0		8.000
3.000000	3.0		J	2.3	53	ug/kg	SBV12-P1	SBV12-P1-0.5	A2	P0		0.500
2.900000	2.9		J	2.3	52	ug/kg	SBJ11	SBJ11-0.5	A3	P0		0.500

Notes: Results sorted by: 1) parameter; 2) highest to lowest detected concentration; VQ - ABBL validation flag; LQ - lab qualifier; "J" - the result is an estimated quantity; "D" - analysis required dilution; "B" - analyte detected in blank; composite samples are indicated by the abbreviation "COMP". *The 2006 Tetra Tech results were converted from wet weight to dry weight based on depth-discrete average moisture content measured during ABBL's 2007 investigation (see report Section 1.4.3).

Table 3E
Cover Soil Analytical Results
Detected Polynuclear Aromatic Hydrocarbons

Cover Soil Report
Former CalCompact Landfill
Carson, California

Dry Wt. Conc.*	Reported Conc.*	VQ	LQ	MDL	PQL	Units	Boring ID	Sample ID	Landfill Cell	Primary (P0) or Dup (D)	Com-posite	Depth (ft bgs)
Benzo(k)fluoranthene												
2.900000	2.9		J	2.4	54	ug/kg	SBN01-P1	SBN01-P1-1.0	A2	P0		1.000
2.900000	2.9		J	2.6	60	ug/kg	SBN08	SBN08-18.5	A4	P0		18.500
2.900000	2.9	J	J	2.4	56	ug/kg	SBQ04-P1	SBQ04-P1-1.0	A2	P0		1.000
2.900000	2.9		J	2.4	54	ug/kg	SBU13-P1	SBU13-P1-1.0	A2	P0		1.000
2.800000	2.8		J	2.3	52	ug/kg	SBE03-P1	SBE03-P1-0.5	A3	P0		0.500
2.800000	2.8		J	2.3	52	ug/kg	SBG08-P1	SBG08-P1-1.0	A3	P0		1.000
2.800000	2.8		J	2.4	55	ug/kg	SBO01-P1	SBO01-P1-1.0	A2	P0		1.000
2.800000	2.8		J	2.7	61	ug/kg	SBQ09	SBQ09-5.0	A4	P0		5.000
2.800000	2.8		J	2.5	58	ug/kg	SBQ13-P1	SBQ13-PS1-7.5	A5	P0		7.500
2.800000	2.8		J	2.3	52	ug/kg	SBU09	SBU09-0.5	A2	P0		0.500
2.700000	2.7		J	2.3	52	ug/kg	SBF05-P2	SBF05-P2-0.5	A3	P0		0.500
2.700000	2.7		J	2.5	57	ug/kg	SBP03-T1	SBP03-T1-T2	A2	P0	COMP	0.000
2.700000	2.7		J	2.5	57	ug/kg	SBP03-T1	SBP03-T1-T2D	A2	D	COMP	0.000
2.700000	2.7		J	2.5	58	ug/kg	SBP10	SBP110-15.0	A4	D		15.000
2.700000	2.7		J	2.3	53	ug/kg	SBQ13-P1	SBQ13-P1-0.5	A5	P0		0.500
2.700000	2.7		J	2.6	60	ug/kg	SBU12	SBU12-7.0	A2	P0		7.000
2.600000	2.6		J	2.3	52	ug/kg	SBK06	SBK06-0.5	A4	P0		0.500
2.600000	2.6		J	2.6	59	ug/kg	SBN04	SBN104-15.0	A2	D		15.000
2.600000	2.6		J	2.4	54	ug/kg	SBP12	SBP12-0.5	A5	P0		0.500
2.600000	2.6		J	2.3	52	ug/kg	SBS09	SBS09-0.5	A2	P0		0.500
2.600000	2.6		J	2.3	53	ug/kg	SBT07-P2	SBT07-P2-0.5	A2	P0		0.500
2.600000	2.6		J	2.3	53	ug/kg	SBT13-P1	SBT13-P1-1.0	A5	P0		1.000
2.500000	2.5		J	2.4	54	ug/kg	SBV10-T4	SBV10-T4-T3	A2	P0	COMP	0.000
2.400000	2.4		J	2.3	52	ug/kg	SBF06	SBF06-0.5	A3	P0		0.500
2.400000	2.4		J	2.3	52	ug/kg	SBI09	SBI109-0.5	A3	D		0.500
2.400000	2.4		J	2.3	52	ug/kg	SBI11	SBI11-0.5	A3	P0		0.500
2.400000	2.4		J	2.4	54	ug/kg	SBU09-P2	SBU09-P2-1.0	A2	P0		1.000
2.300000	2.3		J	2.3	52	ug/kg	SBF05-P1	SBF05-P1-0.5	A3	P0		0.500
2.300000	2.3		J	2.3	52	ug/kg	SBG10-P1	SBG10-P1-0.5	A3	P0		0.500
2.300000	2.3		J	2.3	52	ug/kg	SBJ09	SBJ109-0.5	A3	D		0.500
Chrysene												
0.628900	0.522			0.010	0.020	mg/kg	SBJ01	A2-J1-SB10-4'-D-REP2	A2	P0		4.000
430.0000	430	J	J	330	6200	ug/kg	SBN07	SBN07-14.5	A4	P0		14.500
230.0000	230			2.7	52	ug/kg	SBR09	SBR09-0.5	A2	P0		0.500
0.227800	0.195	J		0.010	0.020	mg/kg	SBM03	A2-M3-SB42-5'-D	A2	P0		5.000
220.0000	220			2.7	52	ug/kg	SBN12	SBN12-0.5	A5	P0		0.500
190.0000	190			2.8	53	ug/kg	SBI03	SBI03-0.5	A4	P0		0.500
0.164700	0.137			0.010	0.020	mg/kg	SBN01	A2-N1-SB14-8'-D	A2	P0		8.000
160.0000	160			3.0	58	ug/kg	SBJ03	SBJ03-3.0	A4	P0		3.000
160.0000	160			2.8	53	ug/kg	SBO09	SBO09-0.5	A4	P0		0.500
130.0000	130			5.5	100	ug/kg	SBM11	SBM11-0.5	A3	P0		0.500
0.117800	0.098			0.010	0.020	mg/kg	SBA02	A1-A2-SB29-8'-D	A1	P0		8.000
110.0000	110			2.7	52	ug/kg	SBK11	SBK11-0.5	A3	P0		0.500
110.0000	110			2.8	53	ug/kg	SBN04	SBN04-0.5	A2	P0		0.500

Notes: Results sorted by: 1) parameter; 2) highest to lowest detected concentration; VQ - ABBL validation flag; LQ - lab qualifier; "J" - the result is an estimated quantity; "D" - analysis required dilution; "B" - analyte detected in blank; composite samples are indicated by the abbreviation "COMP". *The 2006 Tetra Tech results were converted from wet weight to dry weight based on depth-discrete average moisture content measured during ABBL's 2007 investigation (see report Section 1.4.3).

Table 3E
Cover Soil Analytical Results
Detected Polynuclear Aromatic Hydrocarbons

Cover Soil Report
Former CalCompact Landfill
Carson, California

Dry Wt. Conc.*	Reported Conc.*	VQ	LQ	MDL	PQL	Units	Boring ID	Sample ID	Landfill Cell	Primary (P0) or Dup (D)	Com-posite	Depth (ft bgs)
Chrysene												
0.103800	0.092		J	0.050	0.100	mg/kg	SBL01	A2-L1-SB12-7'-D	A2	P0		7.000
100.0000	100			2.7	52	ug/kg	SBQ08	SBQ08-0.5	A2	P0		0.500
99.00000	99	J		2.7	52	ug/kg	SBO10	SBO110-0.5	A4	D		0.500
99.00000	99			2.7	52	ug/kg	SBS10	SBS10-0.5	A2	P0		0.500
0.094600	0.081	J		0.010	0.020	mg/kg	SBB03	A3-B3-SB31-5'-D-Dup	A3	D		5.000
92.00000	92			2.7	51	ug/kg	SBN05	SBN05-0.5	A2	P0		0.500
92.00000	92			2.7	51	ug/kg	SBO05	SBO05-0.5	A2	P0		0.500
87.00000	87			3.0	57	ug/kg	SBK05	SBK05-3.5'	A4	P0		3.500
84.00000	84			2.9	54	ug/kg	SBQ13-P1	SBQ13-P1-1.0	A5	P0		1.000
0.083500	0.080			0.010	0.020	mg/kg	SBM01	A2-M1-SB13-0.5'-D	A2	P0		0.500
78.00000	78			3.0	57	ug/kg	SBP05	SBP105-10.0	A2	D		10.000
77.00000	77			3.0	58	ug/kg	SBO01-P1	SBO01-PS1-4.5	A2	P0		4.500
77.00000	77	J		2.8	54	ug/kg	SBQ05	SBQ05-5.0	A2	P0		5.000
76.00000	76	J		3.0	57	ug/kg	SBQ05	SBQ05-10.0	A2	P0		10.000
0.074400	0.062			0.010	0.020	mg/kg	SBO03	A2-O3-SB44-9'-D	A2	P0		9.000
74.00000	74			2.7	52	ug/kg	SBK03	SBK03-0.5	A4	P0		0.500
64.00000	64			2.7	52	ug/kg	SBJ06	SBJ06-0.5	A4	P0		0.500
64.00000	64			2.8	53	ug/kg	SBP08	SBP08-0.5	A4	P0		0.500
62.00000	62	J		2.8	53	ug/kg	SBQ05	SBQ05-0.5	A2	P0		0.500
59.00000	59			3.0	58	ug/kg	SBN11	SBN11-3.5	A5	P0		3.500
58.00000	58			2.8	53	ug/kg	SBM13-P2	SBM13-P2-1.0	A5	P0		1.000
0.056100	0.048			0.010	0.020	mg/kg	SBL02	A2-L2-SB18-5'-D	A2	P0		5.000
54.00000	54	J		2.7	52	ug/kg	SBI08	SBI108-0.5	A3	D		0.500
52.00000	52		J	2.7	52	ug/kg	SBG05	SBG105-0.5	A3	D		0.500
51.00000	51		J	2.7	52	ug/kg	SBO04	SBO04-0.5	A2	P0		0.500
51.00000	51		J	3.2	62	ug/kg	SBQ06	SBQ06-5.0	A2	P0		5.000
0.046700	0.040			0.010	0.020	mg/kg	SBD03	A3-D3-SB33-5'-D	A3	P0		5.000
46.00000	46		J	3.2	62	ug/kg	SBG10-P1	SBG10-PS1-4.5	A3	P0		4.500
46.00000	46		J	2.7	52	ug/kg	SBJ04	SBJ04-0.5	A4	P0		0.500
46.00000	46		J	2.8	53	ug/kg	SBP09	SBP09-0.5	A4	P0		0.500
46.00000	46		J	2.7	51	ug/kg	SBU09-T3	SBU09-T3-0.5	A2	P0		0.500
45.00000	45		J	2.7	52	ug/kg	SBH08	SBH08-0.5	A3	P0		0.500
0.044400	0.038			0.010	0.020	mg/kg	SBC03	A3-C3-SB32-5'-D	A3	P0		5.000
43.00000	43		J	2.7	52	ug/kg	SBH05	SBH105-0.5	A3	D		0.500
43.00000	43		J	2.7	52	ug/kg	SBO06	SBO06-0.5	A2	P0		0.500
41.00000	41		J	2.7	52	ug/kg	SBP06	SBP06-0.5	A2	P0		0.500
41.00000	41		J	2.7	52	ug/kg	SBR11	SBR11-0.5	A5	P0		0.500
40.00000	40		J	2.7	52	ug/kg	SBP04	SBP04-0.5	A2	P0		0.500
38.00000	38		J	2.7	52	ug/kg	SBP05	SBP05-0.5	A2	P0		0.500
38.00000	38		J	2.9	54	ug/kg	SBP05	SBP05-5.0	A2	P0		5.000
38.00000	38		J	2.9	54	ug/kg	SBR06	SBR06-0.5	A2	P0		0.500
37.00000	37		J	2.8	53	ug/kg	SBJ13-P1	SBJ13-P1-1.0	A3	P0		1.000
37.00000	37		J	2.7	52	ug/kg	SBP04	SBP104-0.5	A2	D		0.500
36.00000	36		J	2.7	51	ug/kg	SBI07	SBI07-0.5	A3	P0		0.500
36.00000	36		J	2.8	53	ug/kg	SBS08	SBS08-0.5	A2	P0		0.500

Notes: Results sorted by: 1) parameter; 2) highest to lowest detected concentration; VQ - ABBL validation flag; LQ - lab qualifier; "J" - the result is an estimated quantity; "D" - analysis required dilution; "B" - analyte detected in blank; composite samples are indicated by the abbreviation "COMP". *The 2006 Tetra Tech results were converted from wet weight to dry weight based on depth-discrete average moisture content measured during ABBL's 2007 investigation (see report Section 1.4.3).

Table 3E
Cover Soil Analytical Results
Detected Polynuclear Aromatic Hydrocarbons

Cover Soil Report
Former CalCompact Landfill
Carson, California

Dry Wt. Conc.*	Reported Conc.*	VQ	LQ	MDL	PQL	Units	Boring ID	Sample ID	Landfill Cell	Primary (P0) or Dup (D)	Com-posite	Depth (ft bgs)
Chrysene												
35.00000	35		J	2.8	53	ug/kg	SBJ13-P1	SBJ113-P1-0.5	A3	D		0.500
35.00000	35		J	2.9	55	ug/kg	SBM04	SBM104-0.5	A2	D		0.500
35.00000	35		J	3.0	58	ug/kg	SBP05	SBP05-10.0	A2	P0		10.000
35.00000	35		J	2.9	54	ug/kg	SBR05	SBR05-0.5	A2	P0		0.500
34.00000	34		J	2.7	52	ug/kg	SBF06-P1	SBF06-P1-0.5	A3	P0		0.500
34.00000	34		J	2.7	51	ug/kg	SBM13-P2	SBM13-P2-0.5	A5	P0		0.500
34.00000	34		J	2.7	52	ug/kg	SBV09-T3	SBV09-T3-0.5	A2	P0		0.500
33.00000	33		J	2.7	52	ug/kg	SBH07	SBH07-0.5	A3	P0		0.500
33.00000	33		J	2.8	53	ug/kg	SBJ13-P1	SBJ13-P1-0.5	A3	P0		0.500
33.00000	33		J	27	520	ug/kg	SBK07	SBK07-0.5	A4	P0		0.500
0.031300	0.030			0.010	0.020	mg/kg	SBM02	A2-M2-SB17-0.5'-D	A2	P0		0.500
31.00000	31		J	2.7	52	ug/kg	SBL06	SBL106-0.5	A4	D		0.500
31.00000	31		J	2.7	52	ug/kg	SBM05	SBM05-0.5	A4	P0		0.500
0.030900	0.026			0.010	0.020	mg/kg	SBH02	A1-H2-SB22-10'-D	A1	P0		10.000
29.00000	29		J	2.8	54	ug/kg	SBV10-P1	SBV10-P1-0.5	A2	P0		0.500
28.00000	28		J	2.7	52	ug/kg	SBF07-P1	SBF107-P1-0.5	A3	D		0.500
28.00000	28		J	2.8	53	ug/kg	SBK13-P1	SBK13-P1-0.5	A3	P0		0.500
28.00000	28		J	2.7	52	ug/kg	SBO07	SBO07-0.5	A4	P0		0.500
27.00000	27		J	2.8	53	ug/kg	SBT07-P1	SBT07-P1-0.5	A2	P0		0.500
27.00000	27		J	3.2	62	ug/kg	SBV11	SBV11-6.0	A2	P0		6.000
26.00000	26		J	2.7	52	ug/kg	SBF07-P1	SBF07-P1-1.0	A3	P0		1.000
26.00000	26		J	2.7	52	ug/kg	SBL07	SBL07-0.5	A4	P0		0.500
26.00000	26		J	3.1	60	ug/kg	SBQ07	SBQ07-5.0	A2	P0		5.000
26.00000	26		J	2.7	52	ug/kg	SBU12	SBU12-0.5	A2	P0		0.500
0.025100	0.024			0.010	0.020	mg/kg	SBE02	A1-E2-SB25-0.5'-D	A1	P0		0.500
25.00000	25		J	2.7	52	ug/kg	SBF07-P1	SBF107-P1-1.0	A3	D		1.000
25.00000	25		J	2.7	52	ug/kg	SBJ13-P2	SBJ13-P2-0.5	A3	P0		0.500
25.00000	25		J	2.9	54	ug/kg	SBM04	SBM04-0.5	A2	P0		0.500
25.00000	25		J	2.8	53	ug/kg	SBV09-T1	SBV09-T1-0.5	A2	P0		0.500
24.00000	24		J	2.7	52	ug/kg	SBG06	SBG106-0.5	A3	D		0.500
24.00000	24		J	2.8	53	ug/kg	SBK13-P1	SBK113-P1-1.0	A3	D		1.000
24.00000	24		J	2.8	54	ug/kg	SBK13-P1	SBK13-P1-1.0	A3	P0		1.000
24.00000	24		J	2.8	53	ug/kg	SBL13-P1	SBL13-P1-1.0	A3	P0		1.000
24.00000	24		J	2.7	52	ug/kg	SBM13-P1	SBM13-P1-0.5	A3	P0		0.500
24.00000	24		J	2.8	53	ug/kg	SBO12	SBO12-0.5	A5	P0		0.500
24.00000	24		J	2.7	52	ug/kg	SBT11	SBT11-0.5	A2	P0		0.500
23.00000	23		J	2.7	52	ug/kg	SBF08-P1	SBF08-P1-1.0	A3	P0		1.000
0.023000	0.022			0.010	0.020	mg/kg	SBK01	A2-K1-SB11-0.5'-D	A2	P0		0.500
23.00000	23		J	2.7	52	ug/kg	SBQ07	SBQ07-0.5	A2	P0		0.500
23.00000	23		J	2.8	54	ug/kg	SBT13-P2	SBT13-P2-1.0	A5	P0		1.000
23.00000	23		J	2.8	53	ug/kg	SBV09-T2	SBV09-T2-0.5	A2	P0		0.500
22.00000	22		J	2.8	54	ug/kg	SBF08-P1	SBF08-P1-0.5	A3	P0		0.500
22.00000	22		J	2.8	53	ug/kg	SBJ13-P2	SBJ13-P2-1.0	A3	P0		1.000
22.00000	22		J	2.8	53	ug/kg	SBL13-P1	SBL13-P1-0.5	A3	P0		0.500
22.00000	22		J	2.8	54	ug/kg	SBN08	SBN08-5.0	A4	P0		5.000

Notes: Results sorted by: 1) parameter; 2) highest to lowest detected concentration; VQ - ABBL validation flag; LQ - lab qualifier; "J" - the result is an estimated quantity; "D" - analysis required dilution; "B" - analyte detected in blank; composite samples are indicated by the abbreviation "COMP". *The 2006 Tetra Tech results were converted from wet weight to dry weight based on depth-discrete average moisture content measured during ABBL's 2007 investigation (see report Section 1.4.3).

Table 3E
Cover Soil Analytical Results
Detected Polynuclear Aromatic Hydrocarbons

Cover Soil Report
Former CalCompact Landfill
Carson, California

Dry Wt. Conc.*	Reported Conc.*	VQ	LQ	MDL	PQL	Units	Boring ID	Sample ID	Landfill Cell	Primary (P0) or Dup (D)	Com-posite	Depth (ft bgs)
Chrysene												
22.00000	22		J	2.7	52	ug/kg	SBN11	SBN11-0.5	A5	P0		0.500
22.00000	22		J	2.7	52	ug/kg	SBO12	SBO112-0.5	A5	D		0.500
22.00000	22		J	2.8	53	ug/kg	SBT08	SBT08-0.5	A2	P0		0.500
22.00000	22		J	2.8	53	ug/kg	SBT12	SBT12-0.5	A5	P0		0.500
22.00000	22		J	2.8	53	ug/kg	SBU13-P1	SBU13-P1-0.5	A2	P0		0.500
22.00000	22		J	2.7	51	ug/kg	SBV10-T2	SBV10-T2-0.5	A2	P0		0.500
22.00000	22		J	2.8	54	ug/kg	SBV11-P1	SBV11-P1-1.0	A2	P0		1.000
21.00000	21		J	2.7	52	ug/kg	SBK05	SBK05-0.5	A4	P0		0.500
21.00000	21		J	2.7	52	ug/kg	SBM07	SBM07-0.5	A4	P0		0.500
21.00000	21		J	2.7	52	ug/kg	SBM13-P1	SBM13-P1-1.0	A3	P0		1.000
21.00000	21		J	2.7	52	ug/kg	SBN10	SBN10-0.5	A4	P0		0.500
21.00000	21		J	2.8	53	ug/kg	SBQ13-P1	SBQ13-P1-0.5	A5	P0		0.500
21.00000	21		J	2.8	54	ug/kg	SBS06	SBS06-0.5	A2	P0		0.500
21.00000	21		J	2.9	55	ug/kg	SBU09-P1	SBU09-P1-1.0	A2	P0		1.000
20.00000	20		J	2.7	52	ug/kg	SBG06	SBG06-0.5	A3	P0		0.500
20.00000	20		J	2.7	52	ug/kg	SBG09-P1	SBG09-P1-1.0	A3	P0		1.000
20.00000	20		J	2.8	53	ug/kg	SBJ07	SBJ07-0.5	A4	P0		0.500
20.00000	20		J	2.7	52	ug/kg	SBL05	SBL05-0.5	A4	P0		0.500
20.00000	20		J	2.8	53	ug/kg	SBL06	SBL06-0.5	A4	P0		0.500
20.00000	20		J	2.9	55	ug/kg	SBP06	SBP06-10.0	A2	P0		10.000
20.00000	20		J	2.9	54	ug/kg	SBP06	SBP106-5.0	A2	D		5.000
20.00000	20		J	2.7	52	ug/kg	SBP07	SBP07-0.5	A2	P0		0.500
20.00000	20		J	2.9	55	ug/kg	SBR05-P2	SBR105-P2-1.0	A2	D		1.000
20.00000	20		J	2.8	53	ug/kg	SBT13-P2	SBT13-P2-0.5	A5	P0		0.500
20.00000	20		J	3.2	61	ug/kg	SBU09	SBU09-5.0	A2	P0		5.000
0.019900	0.018		J	0.010	0.020	mg/kg	SBA03	A3-A3-SB30-2'-D	A3	P0		2.000
19.00000	19		J	2.7	52	ug/kg	SBF07-P1	SBF07-P1-0.5	A3	P0		0.500
19.00000	19		J	2.7	51	ug/kg	SBG08-P1	SBG08-P1-0.5	A3	P0		0.500
19.00000	19		J	2.7	51	ug/kg	SBI04	SBI04-0.5	A4	P0		0.500
19.00000	19		J	2.9	54	ug/kg	SBJ04	SBJ04-2.0	A4	P0		2.000
19.00000	19		J	3.0	57	ug/kg	SBM13-P2	SBM13-PS2-7.5	A5	P0		7.500
19.00000	19		J	2.8	54	ug/kg	SBR05-P2	SBR05-P2-0.5	A2	P0		0.500
19.00000	19		J	2.9	54	ug/kg	SBR05-P2	SBR05-P2-1.0	A2	P0		1.000
19.00000	19		J	3.0	58	ug/kg	SBR09	SBR09-10.0	A2	P0		10.000
19.00000	19		J	2.7	52	ug/kg	SBT10	SBT10-0.5	A2	P0		0.500
19.00000	19		J	2.9	56	ug/kg	SBV11-P2	SBV11-P2-0.5	A2	P0		0.500
19.00000	19		J	3.0	58	ug/kg	SBV11-P2	SBV11-P2-1.0	A2	P0		1.000
0.018800	0.018		J	0.010	0.020	mg/kg	SBK02	A2-K2-SB19-0.5'-D-Dup	A2	D		0.500
0.018800	0.018		J	0.010	0.020	mg/kg	SBL03	A2-L3-SB41-0.5'-D	A2	P0		0.500
18.00000	18		J	2.7	51	ug/kg	SBF06-P1	SBF06-P1-1.0	A3	P0		1.000
18.00000	18		J	2.8	53	ug/kg	SBI11-P1	SBI11-P1-1.0	A3	P0		1.000
18.00000	18		J	2.7	52	ug/kg	SBJ03	SBJ03-0.5	A4	P0		0.500
18.00000	18		J	2.7	52	ug/kg	SBL11	SBL11-0.5	A3	P0		0.500
18.00000	18		J	2.7	52	ug/kg	SBM08	SBM08-0.5	A4	P0		0.500
18.00000	18		J	2.7	52	ug/kg	SBM13-P1	SBM113-P1-0.5	A3	D		0.500

Notes: Results sorted by: 1) parameter; 2) highest to lowest detected concentration; VQ - ABBL validation flag; LQ - lab qualifier; "J" - the result is an estimated quantity; "D" - analysis required dilution; "B" - analyte detected in blank; composite samples are indicated by the abbreviation "COMP". *The 2006 Tetra Tech results were converted from wet weight to dry weight based on depth-discrete average moisture content measured during ABBL's 2007 investigation (see report Section 1.4.3).

Table 3E
Cover Soil Analytical Results
Detected Polynuclear Aromatic Hydrocarbons

Cover Soil Report
Former CalCompact Landfill
Carson, California

Dry Wt. Conc.*	Reported Conc.*	VQ	LQ	MDL	PQL	Units	Boring ID	Sample ID	Landfill Cell	Primary (P0) or Dup (D)	Com-posite	Depth (ft bgs)
Chrysene												
18.00000	18		J	3.3	62	ug/kg	SBS06-T2	SBS06-T2-7.5	A2	P0		7.500
17.00000	17		J	2.7	52	ug/kg	SBI12-P1	SBI12-P1-1.0	A3	P0		1.000
17.00000	17		J	2.7	52	ug/kg	SBL10	SBL10-0.5	A4	P0		0.500
17.00000	17		J	3.2	60	ug/kg	SBP02-P1	SBP02-P1-1.0	A2	P0		1.000
17.00000	17		J	2.8	53	ug/kg	SBQ11	SBQ11-0.5	A5	P0		0.500
17.00000	17		J	2.8	54	ug/kg	SBS06-P1	SBS06-P1-0.5	A2	P0		0.500
17.00000	17		J	2.8	54	ug/kg	SBS06-P2	SBS06-P2-0.5	A2	P0		0.500
17.00000	17		J	2.7	52	ug/kg	SBS07	SBS07-0.5	A2	P0		0.500
17.00000	17		J	2.7	52	ug/kg	SBS12	SBS12-0.5	A5	P0		0.500
17.00000	17		J	2.8	53	ug/kg	SBV13-P1	SBV13-P1-0.5	A2	P0		0.500
0.016700	0.014		J	0.010	0.020	mg/kg	SBF03	A3-F3-SB35-3'-D-Dup	A3	D		3.000
16.00000	16		J	2.7	52	ug/kg	SBF05-P2	SBF05-P2-0.5	A3	P0		0.500
16.00000	16		J	2.7	52	ug/kg	SBH10-P1	SBH10-P1-0.5	A3	P0		0.500
16.00000	16		J	2.7	52	ug/kg	SBI11-P1	SBI11-P1-0.5	A3	P0		0.500
16.00000	16		J	2.7	51	ug/kg	SBJ09	SBJ09-0.5	A3	P0		0.500
16.00000	16		J	2.7	52	ug/kg	SBJ11	SBJ11-0.5	A3	P0		0.500
16.00000	16		J	2.7	51	ug/kg	SBK12	SBK12-7.0	A3	P0		7.000
16.00000	16		J	2.8	54	ug/kg	SBO01-P1	SBO01-P1-0.5	A2	P0		0.500
16.00000	16		J	2.9	56	ug/kg	SBO09	SBO09-15.0	A4	P0		15.000
16.00000	16		J	2.8	54	ug/kg	SBR05-P1	SBR05-P1-0.5	A2	P0		0.500
16.00000	16		J	2.7	52	ug/kg	SBR12	SBR112-0.5	A5	D		0.500
16.00000	16		J	2.7	52	ug/kg	SBU10	SBU10-0.5	A2	P0		0.500
16.00000	16		J	2.9	54	ug/kg	SBV11	SBV11-0.5	A2	P0		0.500
16.00000	16		J	2.8	53	ug/kg	SBV12	SBV12-0.5	A2	P0		0.500
15.00000	15		J	2.7	52	ug/kg	SBG05	SBG05-0.5	A3	P0		0.500
15.00000	15		J	2.7	52	ug/kg	SBI12-P1	SBI12-P1-0.5	A3	P0		0.500
15.00000	15		J	2.7	51	ug/kg	SBL04	SBL04-0.5	A4	P0		0.500
15.00000	15		J	3.0	57	ug/kg	SBP06	SBP06-15.0	A2	P0		15.000
15.00000	15		J	2.9	54	ug/kg	SBP12	SBP112-0.5	A5	D		0.500
15.00000	15		J	2.8	53	ug/kg	SBQ06	SBQ06-0.5	A2	P0		0.500
15.00000	15		J	2.7	51	ug/kg	SBS07	SBS107-0.5	A2	D		0.500
15.00000	15		J	2.7	52	ug/kg	SBT13-P1	SBT113-P1-0.5	A5	D		0.500
0.014600	0.014		J	0.010	0.020	mg/kg	SBF02	A1-F2-SB24-0.5'-D	A1	P0		0.500
0.014600	0.014		J	0.010	0.020	mg/kg	SBI01	A2-I1-SB9-0.5'-D	A2	P0		0.500
14.00000	14		J	2.7	52	ug/kg	SBH10-P1	SBH10-P1-1.0	A3	P0		1.000
14.00000	14		J	2.7	52	ug/kg	SBJ08	SBJ08-0.5	A3	P0		0.500
14.00000	14		J	2.7	52	ug/kg	SBJ10	SBJ10-0.5	A3	P0		0.500
14.00000	14		J	3.1	60	ug/kg	SBN04	SBN04-25.0	A2	P0		25.000
14.00000	14		J	2.9	56	ug/kg	SBP03-P1	SBP03-P1-1.0	A2	P0		1.000
14.00000	14		J	2.9	54	ug/kg	SBP12	SBP12-0.5	A5	P0		0.500
14.00000	14		J	2.8	54	ug/kg	SBP13-P1	SBP13-P1-1.0	A5	P0		1.000
14.00000	14		J	2.8	53	ug/kg	SBP13-P2	SBP13-P2-1.0	A5	P0		1.000
14.00000	14		J	2.8	53	ug/kg	SBT13-P1	SBT13-P1-1.0	A5	P0		1.000
14.00000	14		J	2.7	52	ug/kg	SBU09	SBU09-0.5	A2	P0		0.500
0.013500	0.012		J	0.010	0.020	mg/kg	SBD02	A1-D2-SB26-7'-D	A1	P0		7.000

Notes: Results sorted by: 1) parameter; 2) highest to lowest detected concentration; VQ - ABBL validation flag; LQ - lab qualifier; "J" - the result is an estimated quantity; "D" - analysis required dilution; "B" - analyte detected in blank; composite samples are indicated by the abbreviation "COMP". *The 2006 Tetra Tech results were converted from wet weight to dry weight based on depth-discrete average moisture content measured during ABBL's 2007 investigation (see report Section 1.4.3).

Table 3E
Cover Soil Analytical Results
Detected Polynuclear Aromatic Hydrocarbons

Cover Soil Report
Former CalCompact Landfill
Carson, California

Dry Wt. Conc.*	Reported Conc.*	VQ	LQ	MDL	PQL	Units	Boring ID	Sample ID	Landfill Cell	Primary (P0) or Dup (D)	Com-posite	Depth (ft bgs)
Chrysene												
13.00000	13		J	2.7	52	ug/kg	SBF05	SBF05-0.5	A3	P0		0.500
13.00000	13		J	2.7	52	ug/kg	SBF05-P1	SBF05-P1-0.5	A3	P0		0.500
13.00000	13		J	2.7	52	ug/kg	SBH05	SBH05-0.5	A3	P0		0.500
13.00000	13		J	2.7	52	ug/kg	SBJ09	SBJ109-0.5	A3	D		0.500
13.00000	13		J	2.9	54	ug/kg	SBP02-P1	SBP02-P1-0.5	A2	P0		0.500
13.00000	13		J	2.9	55	ug/kg	SBQ03-P1	SBQ03-P1-1.0	A2	P0		1.000
13.00000	13		J	2.9	54	ug/kg	SBQ04-P1	SBQ04-P1-0.5	A2	P0		0.500
13.00000	13		J	2.9	56	ug/kg	SBS06-P1	SBS06-P1-1.0	A2	P0		1.000
13.00000	13		J	2.7	52	ug/kg	SBS09	SBS09-0.5	A2	P0		0.500
13.00000	13		J	2.8	53	ug/kg	SBV11-P1	SBV11-P1-0.5	A2	P0		0.500
0.012900	0.011	J	J	0.010	0.020	mg/kg	SBM03	A2-M3-SB42-5'-D-Dup	A2	D		5.000
12.00000	12		J	2.7	52	ug/kg	SBI06	SBI06-0.5	A4	P0		0.500
12.00000	12		J	2.7	52	ug/kg	SBK04	SBK04-0.5	A4	P0		0.500
12.00000	12		J	2.7	52	ug/kg	SBK10	SBK10-0.5	A3	P0		0.500
12.00000	12		J	2.7	52	ug/kg	SBN13-P1	SBN13-P1-0.5	A5	P0		0.500
12.00000	12		J	2.7	52	ug/kg	SBO13-P1	SBO13-P1-1.0	A5	P0		1.000
12.00000	12		J	2.9	54	ug/kg	SBP03-P1	SBP103-P1-1.0	A2	D		1.000
12.00000	12		J	2.7	52	ug/kg	SBP11	SBP11-0.5	A5	P0		0.500
12.00000	12		J	2.7	52	ug/kg	SBP13-P2	SBP13-P2-0.5	A5	P0		0.500
12.00000	12		J	2.9	54	ug/kg	SBQ12	SBQ12-0.5	A5	P0		0.500
12.00000	12		J	3.3	63	ug/kg	SBS09	SBS09-3.5	A2	P0		3.500
12.00000	12		J	2.7	52	ug/kg	SBS13-P1	SBS13-P1-0.5	A5	P0		0.500
12.00000	12		J	2.8	53	ug/kg	SBT08-P1	SBT08-P1-0.5	A2	P0		0.500
12.00000	12		J	2.7	52	ug/kg	SBT13-P1	SBT13-P1-0.5	A5	P0		0.500
12.00000	12		J	2.7	52	ug/kg	SBU11	SBU11-0.5	A2	P0		0.500
0.011500	0.011		J	0.010	0.020	mg/kg	SBG01	A1-G1-SB7-0.5'-D	A1	P0		0.500
11.00000	11		J	3.2	61	ug/kg	SBF08-P1	SBF08-PS1-6.5	A3	P0		6.500
11.00000	11		J	2.8	53	ug/kg	SBG07	SBG07-0.5	A3	P0		0.500
11.00000	11		J	2.7	51	ug/kg	SBG09-P1	SBG09-P1-0.5	A3	P0		0.500
11.00000	11		J	2.7	52	ug/kg	SBG10-P1	SBG10-P1-1.0	A3	P0		1.000
11.00000	11		J	2.7	52	ug/kg	SBH09	SBH09-0.5	A3	P0		0.500
11.00000	11		J	2.7	52	ug/kg	SBI05	SBI05-0.5	A4	P0		0.500
11.00000	11	J	J	2.7	51	ug/kg	SBI08	SBI08-0.5	A3	P0		0.500
11.00000	11	J	J	2.7	52	ug/kg	SBI09	SBI09-0.5	A3	P0		0.500
11.00000	11		J	2.7	52	ug/kg	SBJ10	SBJ110-0.5	A3	D		0.500
11.00000	11		J	3.0	57	ug/kg	SBK03	SBK03-4.0	A4	P0		4.000
11.00000	11		J	2.7	51	ug/kg	SBK09	SBK09-0.5	A4	P0		0.500
11.00000	11		J	2.9	55	ug/kg	SBO01-P1	SBO01-P1-1.0	A2	P0		1.000
11.00000	11		J	3.1	59	ug/kg	SBR09	SBR09-15.5	A2	P0		15.500
10.00000	10		J	3.2	62	ug/kg	SBEF	SBEF-PS-5.0	A3	P0	COMP	5.000
10.00000	10		J	2.7	52	ug/kg	SBH10	SBH10-0.5	A3	P0		0.500
10.00000	10		J	2.8	53	ug/kg	SBT07-P2	SBT07-P2-0.5	A2	P0		0.500
10.00000	10		J	2.7	52	ug/kg	SBT09	SBT09-0.5	A2	P0		0.500
10.00000	10		J	2.8	54	ug/kg	SBU09-P1	SBU09-P1-0.5	A2	P0		0.500
9.900000	9.9		J	2.7	52	ug/kg	SBO13-P1	SBO113-P1-1.0	A5	D		1.000

Notes: Results sorted by: 1) parameter; 2) highest to lowest detected concentration; VQ - ABBL validation flag; LQ - lab qualifier; "J" - the result is an estimated quantity; "D" - analysis required dilution; "B" - analyte detected in blank; composite samples are indicated by the abbreviation "COMP". *The 2006 Tetra Tech results were converted from wet weight to dry weight based on depth-discrete average moisture content measured during ABBL's 2007 investigation (see report Section 1.4.3).

Table 3E
Cover Soil Analytical Results
Detected Polynuclear Aromatic Hydrocarbons

Cover Soil Report
Former CalCompact Landfill
Carson, California

Dry Wt. Conc.*	Reported Conc.*	VQ	LQ	MDL	PQL	Units	Boring ID	Sample ID	Landfill Cell	Primary (P0) or Dup (D)	Com-posite	Depth (ft bgs)
Chrysene												
9.800000	9.8		J	2.7	51	ug/kg	SBI12	SBI12-0.5	A3	P0		0.500
9.700000	9.7		J	2.9	54	ug/kg	SBP06	SBP06-5.0	A2	P0		5.000
9.700000	9.7		J	2.8	53	ug/kg	SBP13-P1	SBP13-P1-0.5	A5	P0		0.500
9.700000	9.7		J	2.7	52	ug/kg	SBS13-P1	SBS13-P1-1.0	A5	P0		1.000
9.600000	9.6		J	2.7	52	ug/kg	SBG09	SBG09-0.5	A3	P0		0.500
9.600000	9.6		J	2.7	52	ug/kg	SBM09	SBM09-0.5	A4	P0		0.500
9.600000	9.6		J	2.8	53	ug/kg	SBQ09	SBQ09-0.5	A4	P0		0.500
9.400000	9.4		J	2.8	54	ug/kg	SBU13-P1	SBU13-P1-1.0	A2	P0		1.000
9.400000	9.4		J	2.8	53	ug/kg	SBV12-P1	SBV12-P1-0.5	A2	P0		0.500
9.200000	9.2		J	3.2	61	ug/kg	SBIJ	SBIJ-PS-5.0	A3	P0	COMP	5.000
9.200000	9.2		J	2.7	52	ug/kg	SBN09	SBN09-0.5	A4	P0		0.500
9.100000	9.1		J	2.9	56	ug/kg	SBL05	SBL05-4.0	A4	P0		4.000
8.900000	8.9		J	2.7	52	ug/kg	SBG10-P1	SBG10-P1-0.5	A3	P0		0.500
8.900000	8.9		J	2.9	54	ug/kg	SBS06-P2	SBS06-P2-1.0	A2	P0		1.000
8.800000	8.8		J	2.9	55	ug/kg	SBR05-P1	SBR05-P1-1.0	A2	P0		1.000
8.800000	8.8		J	2.8	53	ug/kg	SBT07-P1	SBT07-P1-1.0	A2	P0		1.000
8.800000	8.8		J	2.8	53	ug/kg	SBU09-P2	SBU09-P2-0.5	A2	P0		0.500
8.600000	8.6		J	2.7	52	ug/kg	SBN07	SBN07-0.5	A4	P0		0.500
8.600000	8.6		J	2.7	52	ug/kg	SBN13-P1	SBN13-P1-1.0	A5	P0		1.000
8.600000	8.6		J	2.8	54	ug/kg	SBQ03-P1	SBQ103-P1-0.5	A2	D		0.500
8.400000	8.4		J	2.7	52	ug/kg	SBR07	SBR07-0.5	A2	P0		0.500
8.200000	8.2		J	2.9	55	ug/kg	SBV13-P1	SBV13-P1-1.0	A2	P0		1.000
8.100000	8.1		J	2.7	52	ug/kg	SBI09	SBI109-0.5	A3	D		0.500
8.000000	8.0		J	3.0	58	ug/kg	SBN01	SBN01-2T1-2T2	A2	P0	COMP	0.000
8.000000	8.0		J	2.9	54	ug/kg	SBU09-P2	SBU09-P2-1.0	A2	P0		1.000
7.800000	7.8		J	2.7	52	ug/kg	SBO08	SBO08-0.5	A4	P0		0.500
7.600000	7.6		J	2.7	52	ug/kg	SBI11	SBI11-0.5	A3	P0		0.500
7.600000	7.6		J	3.2	61	ug/kg	SBM13-P1	SBM13-PS1-5.0	A3	P0		5.000
7.600000	7.6		J	2.8	53	ug/kg	SBR13-P1	SBR13-P1-1.0	A5	P0		1.000
7.300000	7.3		J	2.7	52	ug/kg	SBM12	SBM12-0.5	A3	P0		0.500
7.300000	7.3		J	3.2	61	ug/kg	SBR05	SBR05-8.0	A2	P0		8.000
7.300000	7.3		J	3.1	59	ug/kg	SBT12	SBT12-7.0	A5	P0		7.000
7.300000	7.3		J	2.8	54	ug/kg	SBV12-P1	SBV12-P1-1.0	A2	P0		1.000
7.200000	7.2		J	2.7	52	ug/kg	SBF06	SBF06-0.5	A3	P0		0.500
7.200000	7.2		J	2.9	54	ug/kg	SBV10-P1	SBV10-P1-1.0	A2	P0		1.000
7.100000	7.1		J	2.9	54	ug/kg	SBO01-P1	SBO101-P1-1.0	A2	D		1.000
7.100000	7.1	J	J	2.9	56	ug/kg	SBQ04-P1	SBQ04-P1-1.0	A2	P0		1.000
7.000000	7.0		J	2.7	52	ug/kg	SBK06	SBK06-0.5	A4	P0		0.500
7.000000	7.0		J	3.0	57	ug/kg	SBL06	SBL06-4.5	A4	P0		4.500
7.000000	7.0		J	3.1	60	ug/kg	SBN10	SBN10-9.0	A4	P0		9.000
6.900000	6.9		J	2.7	52	ug/kg	SBK08	SBK08-0.5	A4	P0		0.500
6.900000	6.9		J	2.8	54	ug/kg	SBN01-P1	SBN01-P1-0.5	A2	P0		0.500
6.900000	6.9		J	2.7	51	ug/kg	SBO13-P1	SBO13-P1-0.5	A5	P0		0.500
6.800000	6.8		J	2.9	54	ug/kg	SBQ03-P1	SBQ03-P1-0.5	A2	P0		0.500
6.800000	6.8		J	2.7	52	ug/kg	SBR08	SBR08-0.5	A2	P0		0.500

Notes: Results sorted by: 1) parameter; 2) highest to lowest detected concentration; VQ - ABBL validation flag; LQ - lab qualifier; "J" - the result is an estimated quantity; "D" - analysis required dilution; "B" - analyte detected in blank; composite samples are indicated by the abbreviation "COMP". *The 2006 Tetra Tech results were converted from wet weight to dry weight based on depth-discrete average moisture content measured during ABBL's 2007 investigation (see report Section 1.4.3).

Table 3E
Cover Soil Analytical Results
Detected Polynuclear Aromatic Hydrocarbons

Cover Soil Report
Former CalCompact Landfill
Carson, California

Dry Wt. Conc.*	Reported Conc.*	VQ	LQ	MDL	PQL	Units	Boring ID	Sample ID	Landfill Cell	Primary (P0) or Dup (D)	Com-posite	Depth (ft bgs)
Chrysene												
6.600000	6.6		J	2.9	56	ug/kg	SBJ04	SBJ04-7.0	A4	P0		7.000
6.600000	6.6		J	3.2	62	ug/kg	SBQ04-P1	SBQ04-PS1-3.0	A2	P0		3.000
6.600000	6.6		J	2.7	52	ug/kg	SBS13-P1	SBS113-P1-1.0	A5	D		1.000
6.400000	6.4		J	2.7	52	ug/kg	SBJ12	SBJ12-0.5	A3	P0		0.500
6.400000	6.4		J	3.3	62	ug/kg	SBP10	SBP10-15.0	A4	P0		15.000
6.400000	6.4		J	2.7	52	ug/kg	SBR13-P1	SBR13-P1-0.5	A5	P0		0.500
6.400000	6.4		J	2.8	53	ug/kg	SBT07-P2	SBT107-P2-1.0	A2	D		1.000
6.300000	6.3		J	2.7	52	ug/kg	SBH06	SBH106-0.5	A3	D		0.500
6.200000	6.2		J	2.7	52	ug/kg	SBF06	SBF106-0.5	A3	D		0.500
6.200000	6.2		J	3.3	62	ug/kg	SBL04	SBL04-4.0	A4	P0		4.000
6.200000	6.2		J	2.8	54	ug/kg	SBP03-P1	SBP03-P1-0.5	A2	P0		0.500
6.200000	6.2		J	2.9	56	ug/kg	SBV12	SBV112-1.5	A2	D		1.500
6.100000	6.1		J	3.2	60	ug/kg	SBQ09	SBQ09-10.0	A4	P0		10.000
5.900000	5.9		J	2.7	52	ug/kg	SBH06	SBH06-0.5	A3	P0		0.500
5.900000	5.9		J	2.8	54	ug/kg	SBV10-T4	SBV10-T4-T3	A2	P0	COMP	0.000
5.800000	5.8		J	2.9	56	ug/kg	SBN13-P1	SBN13-PS1-4.5	A5	P0		4.500
5.700000	5.7		J	3.3	62	ug/kg	SBN01-T2	SBN01-T2-4.5	A2	P0		4.500
5.600000	5.6		J	3.0	58	ug/kg	SBO06	SBO06-20.0	A2	P0		20.000
5.500000	5.5		J	3.1	60	ug/kg	SBU09	SBU09-13.0	A2	P0		13.000
5.400000	5.4	J	J	2.7	52	ug/kg	SBH11-P1	SBH11-P1-1.0	A3	P0		1.000
5.300000	5.3		J	2.9	56	ug/kg	SBS13-P1	SBS13-PS1-4.0	A5	P0		4.000
5.300000	5.3		J	3.6	68	ug/kg	SBU09-P2	SBU09-PS2-3.5	A2	P0		3.500
5.200000	5.2		J	3.2	60	ug/kg	SBV12-P1	SBV12-PS1-15.0	A2	P0		15.000
5.100000	5.1		J	3.0	58	ug/kg	SBO05	SBO05-15.0	A2	P0		15.000
5.100000	5.1		J	3.1	60	ug/kg	SBO05	SBO05-5.0	A2	P0		5.000
5.100000	5.1		J	2.9	55	ug/kg	SBO13-P1	SBO13-PS1-3.0	A5	P0		3.000
5.000000	5.0		J	2.9	54	ug/kg	SBO02-P1	SBO02-P1-1.0	A2	P0		1.000
4.800000	4.8		J	2.9	54	ug/kg	SBN01-P1	SBN01-P1-1.0	A2	P0		1.000
4.800000	4.8		J	2.7	52	ug/kg	SBN08	SBN08-0.5	A4	P0		0.500
4.700000	4.7		J	2.8	53	ug/kg	SBG08	SBG08-0.5	A3	P0		0.500
4.700000	4.7		J	2.9	54	ug/kg	SBL09	SBL09-0.5	A4	P0		0.500
4.700000	4.7		J	2.7	52	ug/kg	SBM10	SBM10-0.5	A4	P0		0.500
4.600000	4.6		J	3.1	59	ug/kg	SBO06	SBO06-15.0	A2	P0		15.000
4.500000	4.5		J	2.7	51	ug/kg	SBN06	SBN06-0.5	A4	P0		0.500
4.400000	4.4	J	J	2.8	53	ug/kg	SBT07-P2	SBT07-P2-1.0	A2	P0		1.000
4.300000	4.3		J	2.9	56	ug/kg	SBP06	SBP106-15.0	A2	D		15.000
4.300000	4.3		J	3.4	65	ug/kg	SBS06-P1	SBS06-PS1-3.0	A2	P0		3.000
4.200000	4.2		J	2.7	52	ug/kg	SBI10	SBI10-0.5	A3	P0		0.500
4.200000	4.2		J	3.2	60	ug/kg	SBO07	SBO07-5.0	A4	P0		5.000
4.200000	4.2		J	3.0	58	ug/kg	SBU08-T2	SBU08-T2-7.5	A2	P0		7.500
4.100000	4.1		J	2.7	52	ug/kg	SBH11-P1	SBH11-P1-0.5	A3	P0		0.500
3.900000	3.9		J	2.7	52	ug/kg	SBV09-T4	SBV09-T4-2.0	A2	P0		2.000
3.700000	3.7		J	3.0	58	ug/kg	SBG09	SBG09-5.0	A3	P0		5.000
3.700000	3.7		J	3.4	64	ug/kg	SBP03-P1	SBP03-PS1-4.5	A2	P0		4.500
3.600000	3.6		J	2.9	56	ug/kg	SBT11	SBT11-5.0	A2	P0		5.000

Notes: Results sorted by: 1) parameter; 2) highest to lowest detected concentration; VQ - ABBL validation flag; LQ - lab qualifier; "J" - the result is an estimated quantity; "D" - analysis required dilution; "B" - analyte detected in blank; composite samples are indicated by the abbreviation "COMP". *The 2006 Tetra Tech results were converted from wet weight to dry weight based on depth-discrete average moisture content measured during ABBL's 2007 investigation (see report Section 1.4.3).

Table 3E
Cover Soil Analytical Results
Detected Polynuclear Aromatic Hydrocarbons

Cover Soil Report
Former CalCompact Landfill
Carson, California

Dry Wt. Conc.*	Reported Conc.*	VQ	LQ	MDL	PQL	Units	Boring ID	Sample ID	Landfill Cell	Primary (P0) or Dup (D)	Com-posite	Depth (ft bgs)
Chrysene												
3.600000	3.6		J	3.2	60	ug/kg	SBV09-T2	SBV09-T2-9.0	A2	P0		9.000
3.500000	3.5		J	3.1	59	ug/kg	SBI11	SBI11-5.0	A3	P0		5.000
3.500000	3.5		J	2.7	52	ug/kg	SBL08	SBL08-0.5	A4	P0		0.500
3.500000	3.5		J	2.8	53	ug/kg	SBQ04	SBQ04-0.5	A2	P0		0.500
3.500000	3.5		J	3.3	63	ug/kg	SBR05-T2	SBR105-T2-5.5	A2	D		5.500
3.400000	3.4		J	3.2	61	ug/kg	SBS07	SBS07-5.0	A2	P0		5.000
3.300000	3.3		J	2.7	52	ug/kg	SBP10	SBP10-0.5	A4	P0		0.500
3.300000	3.3		J	3.1	60	ug/kg	SBR05-T2	SBR05-T2-5.5	A2	P0		5.500
3.300000	3.3		J	3.3	62	ug/kg	SBT10	SBT10-6.5	A2	P0		6.500
3.200000	3.2		J	2.9	55	ug/kg	SBQ10	SBQ10-0.5	A4	P0		0.500
3.000000	3.0		J	3.0	57	ug/kg	SBI12	SBI12-5.0	A3	P0		5.000
2.800000	2.8		J	2.7	52	ug/kg	SBM06	SBM06-0.5	A4	P0		0.500
Dibenzo(a,h)anthracene												
720.0000	720	J	J	550	6200	ug/kg	SBN07	SBN07-14.5	A4	P0		14.500
230.0000	230			4.7	54	ug/kg	SBU13-P1	SBU13-P1-1.0	A2	P0		1.000
140.0000	140			5.0	57	ug/kg	SBK05	SBK05-3.5'	A4	P0		3.500
120.0000	120			4.5	52	ug/kg	SBO04	SBO04-0.5	A2	P0		0.500
110.0000	110	J		4.7	54	ug/kg	SBP05	SBP05-5.0	A2	P0		5.000
100.0000	100			4.9	56	ug/kg	SBP05	SBP05-15.0	A2	P0		15.000
77.00000	77		J	9.9	110	ug/kg	SBH10	SBH10-15.0	A3	P0		15.000
77.00000	77			4.5	52	ug/kg	SBJ03	SBJ03-0.5	A4	P0		0.500
75.00000	75			5.0	58	ug/kg	SBO01-P1	SBO01-PS1-4.5	A2	P0		4.500
72.00000	72			4.6	53	ug/kg	SBN04	SBN04-0.5	A2	P0		0.500
70.00000	70			4.5	52	ug/kg	SBI06	SBI06-0.5	A4	P0		0.500
70.00000	70	J		4.7	54	ug/kg	SBM04	SBM04-0.5	A2	P0		0.500
68.00000	68	J		4.6	53	ug/kg	SBJ13-P1	SBJ113-P1-0.5	A3	D		0.500
68.00000	68			4.9	56	ug/kg	SBV11-P2	SBV11-P2-0.5	A2	P0		0.500
67.00000	67			5.5	62	ug/kg	SBS06-T2	SBS06-T2-7.5	A2	P0		7.500
60.00000	60	J		4.5	52	ug/kg	SBP04	SBP104-0.5	A2	D		0.500
56.00000	56		J	5.5	63	ug/kg	SBR05-T2	SBR105-T2-5.5	A2	D		5.500
56.00000	56		J	5.1	58	ug/kg	SBU08-T2	SBU08-T2-7.5	A2	P0		7.500
55.00000	55		J	5.2	60	ug/kg	SBR05-T2	SBR05-T2-5.5	A2	P0		5.500
54.00000	54		J	5.0	57	ug/kg	SBQ04-T1	SBQ04-T1-T2	A2	P0	COMP	0.000
54.00000	54		J	4.7	54	ug/kg	SBR06	SBR06-0.5	A2	P0		0.500
49.00000	49		J	4.6	53	ug/kg	SBO09	SBO09-0.5	A4	P0		0.500
47.00000	47		J	5.6	64	ug/kg	SBQ04-T2	SBQ04-T2-4.5	A2	P0		4.500
45.00000	45		J	5.4	62	ug/kg	SBG10-P1	SBG10-PS1-4.5	A3	P0		4.500
45.00000	45		J	4.5	52	ug/kg	SBP06	SBP06-0.5	A2	P0		0.500
45.00000	45		J	4.9	56	ug/kg	SBP06	SBP106-15.0	A2	D		15.000
44.00000	44	J	J	4.6	53	ug/kg	SBJ13-P1	SBJ13-P1-0.5	A3	P0		0.500
44.00000	44		J	5.5	62	ug/kg	SBT07-T2	SBT07-T2-8.0	A2	P0		8.000
42.00000	42		J	4.5	52	ug/kg	SBM05	SBM05-0.5	A4	P0		0.500
42.00000	42		J	4.8	55	ug/kg	SBU09-P1	SBU09-P1-1.0	A2	P0		1.000
41.00000	41		J	4.5	52	ug/kg	SBK03	SBK03-0.5	A4	P0		0.500

Notes: Results sorted by: 1) parameter; 2) highest to lowest detected concentration; VQ - ABBL validation flag; LQ - lab qualifier; "J" - the result is an estimated quantity; "D" - analysis required dilution; "B" - analyte detected in blank; composite samples are indicated by the abbreviation "COMP". *The 2006 Tetra Tech results were converted from wet weight to dry weight based on depth-discrete average moisture content measured during ABBL's 2007 investigation (see report Section 1.4.3).

Table 3E
Cover Soil Analytical Results
Detected Polynuclear Aromatic Hydrocarbons

Cover Soil Report
Former CalCompact Landfill
Carson, California

Dry Wt. Conc.*	Reported Conc.*	VQ	LQ	MDL	PQL	Units	Boring ID	Sample ID	Landfill Cell	Primary (P0) or Dup (D)	Com-posite	Depth (ft bgs)
Dibenzo(a,h)anthracene												
41.00000	41		J	4.7	54	ug/kg	SBT13-P2	SBT13-P2-1.0	A5	P0		1.000
41.00000	41		J	4.7	54	ug/kg	SBV10-P1	SBV10-P1-0.5	A2	P0		0.500
40.00000	40		J	4.6	53	ug/kg	SBJ13-P1	SBJ13-P1-1.0	A3	P0		1.000
39.00000	39		J	4.7	54	ug/kg	SBU08-T1	SBU08-T1-T2	A2	P0	COMP	0.000
38.00000	38		J	4.5	52	ug/kg	SBJ08	SBJ08-0.5	A3	P0		0.500
38.00000	38		J	4.6	53	ug/kg	SBK13-P1	SBK13-P1-0.5	A3	P0		0.500
38.00000	38		J	4.5	52	ug/kg	SBP07	SBP07-0.5	A2	P0		0.500
38.00000	38		J	4.8	55	ug/kg	SBT07-T1	SBT07-T1-T2	A2	P0	COMP	0.000
38.00000	38		J	4.5	52	ug/kg	SBU12	SBU12-0.5	A2	P0		0.500
38.00000	38		J	5.1	58	ug/kg	SBV11-P2	SBV11-P2-1.0	A2	P0		1.000
37.00000	37		J	5.0	58	ug/kg	SBJ03	SBJ03-3.0	A4	P0		3.000
35.00000	35		J	4.5	52	ug/kg	SBJ06	SBJ06-0.5	A4	P0		0.500
35.00000	35		J	5.4	62	ug/kg	SBN01-2T2	SBN101-2T2-8.5	A2	D		8.500
35.00000	35		J	4.5	52	ug/kg	SBR07	SBR07-0.5	A2	P0		0.500
35.00000	35		J	4.7	54	ug/kg	SBS06-P2	SBS06-P2-0.5	A2	P0		0.500
35.00000	35		J	4.6	53	ug/kg	SBT13-P2	SBT13-P2-0.5	A5	P0		0.500
34.00000	34		J	5.0	58	ug/kg	SBO06	SBO06-20.0	A2	P0		20.000
34.00000	34		J	5.0	57	ug/kg	SBP03-T1	SBP03-T1-T2D	A2	D	COMP	0.000
33.00000	33		J	4.6	53	ug/kg	SBL13-P1	SBL13-P1-1.0	A3	P0		1.000
33.00000	33		J	4.6	53	ug/kg	SBM13-P2	SBM13-P2-1.0	A5	P0		1.000
33.00000	33		J	4.5	52	ug/kg	SBQ07	SBQ07-0.5	A2	P0		0.500
33.00000	33		J	4.6	53	ug/kg	SBT12	SBT12-0.5	A5	P0		0.500
33.00000	33		J	4.6	53	ug/kg	SBU13-P1	SBU13-P1-0.5	A2	P0		0.500
33.00000	33		J	5.8	66	ug/kg	SBV11	SBV11-1.5	A2	P0		1.500
33.00000	33		J	4.7	54	ug/kg	SBV11-P1	SBV11-P1-1.0	A2	P0		1.000
32.00000	32		J	4.7	54	ug/kg	SBK13-P1	SBK13-P1-1.0	A3	P0		1.000
32.00000	32		J	4.7	54	ug/kg	SBR05-P1	SBR05-P1-0.5	A2	P0		0.500
32.00000	32		J	4.8	55	ug/kg	SBR05-P2	SBR105-P2-1.0	A2	D		1.000
32.00000	32		J	4.7	54	ug/kg	SBS06-P1	SBS06-P1-0.5	A2	P0		0.500
31.00000	31		J	4.5	52	ug/kg	SBG09-P1	SBG09-P1-1.0	A3	P0		1.000
31.00000	31		J	4.6	53	ug/kg	SBK13-P1	SBK113-P1-1.0	A3	D		1.000
30.00000	30		J	4.5	52	ug/kg	SBM13-P1	SBM13-P1-1.0	A3	P0		1.000
30.00000	30		J	5.3	60	ug/kg	SBP02-P1	SBP02-P1-1.0	A2	P0		1.000
30.00000	30		J	4.9	56	ug/kg	SBP03-P1	SBP03-P1-1.0	A2	P0		1.000
29.00000	29		J	4.7	54	ug/kg	SBR05-P2	SBR05-P2-0.5	A2	P0		0.500
28.00000	28		J	4.5	52	ug/kg	SBG06	SBG06-0.5	A3	P0		0.500
28.00000	28		J	4.4	51	ug/kg	SBJ09	SBJ09-0.5	A3	P0		0.500
28.00000	28		J	4.5	52	ug/kg	SBL06	SBL106-0.5	A4	D		0.500
28.00000	28		J	4.6	53	ug/kg	SBL13-P1	SBL13-P1-0.5	A3	P0		0.500
28.00000	28		J	4.5	52	ug/kg	SBM13-P1	SBM13-P1-0.5	A3	P0		0.500
28.00000	28		J	4.6	53	ug/kg	SBP09	SBP09-0.5	A4	P0		0.500
28.00000	28		J	4.7	54	ug/kg	SBR05-P2	SBR05-P2-1.0	A2	P0		1.000
28.00000	28		J	4.6	53	ug/kg	SBT08-P1	SBT08-P1-0.5	A2	P0		0.500
28.00000	28		J	4.6	53	ug/kg	SBV13-P1	SBV13-P1-0.5	A2	P0		0.500
27.00000	27		J	4.5	52	ug/kg	SBH10-P1	SBH10-P1-1.0	A3	P0		1.000

Notes: Results sorted by: 1) parameter; 2) highest to lowest detected concentration; VQ - ABBL validation flag; LQ - lab qualifier; "J" - the result is an estimated quantity; "D" - analysis required dilution; "B" - analyte detected in blank; composite samples are indicated by the abbreviation "COMP". *The 2006 Tetra Tech results were converted from wet weight to dry weight based on depth-discrete average moisture content measured during ABBL's 2007 investigation (see report Section 1.4.3).

Table 3E
Cover Soil Analytical Results
Detected Polynuclear Aromatic Hydrocarbons

Cover Soil Report
Former CalCompact Landfill
Carson, California

Dry Wt. Conc.*	Reported Conc.*	VQ	LQ	MDL	PQL	Units	Boring ID	Sample ID	Landfill Cell	Primary (P0) or Dup (D)	Com-posite	Depth (ft bgs)
Dibenzo(a,h)anthracene												
27.00000	27		J	4.6	53	ug/kg	SBJ07	SBJ07-0.5	A4	P0		0.500
27.00000	27		J	5.5	62	ug/kg	SBN01-T2	SBN01-T2-4.5	A2	P0		4.500
27.00000	27		J	4.4	51	ug/kg	SBN05	SBN05-0.5	A2	P0		0.500
27.00000	27		J	4.6	53	ug/kg	SBS08	SBS08-0.5	A2	P0		0.500
26.00000	26		J	4.5	52	ug/kg	SBK11	SBK11-0.5	A3	P0		0.500
26.00000	26		J	4.5	52	ug/kg	SBM07	SBM07-0.5	A4	P0		0.500
26.00000	26		J	5.1	58	ug/kg	SBN01	SBN01-2T1-2T2	A2	P0	COMP	0.000
26.00000	26		J	5.1	58	ug/kg	SBN11	SBN11-3.5	A5	P0		3.500
25.00000	25		J	4.5	52	ug/kg	SBG05	SBG05-0.5	A3	P0		0.500
25.00000	25		J	4.6	53	ug/kg	SBJ13-P2	SBJ13-P2-1.0	A3	P0		1.000
25.00000	25		J	4.5	52	ug/kg	SBL05	SBL05-0.5	A4	P0		0.500
25.00000	25		J	4.6	53	ug/kg	SBQ06	SBQ06-0.5	A2	P0		0.500
24.00000	24		J	4.5	52	ug/kg	SBH05	SBH105-0.5	A3	D		0.500
24.00000	24		J	4.5	52	ug/kg	SBM13-P1	SBM113-P1-0.5	A3	D		0.500
24.00000	24		J	4.5	52	ug/kg	SBR12	SBR112-0.5	A5	D		0.500
24.00000	24		J	4.6	53	ug/kg	SBV12	SBV12-0.5	A2	P0		0.500
23.00000	23		J	4.5	52	ug/kg	SBF05	SBF05-0.5	A3	P0		0.500
23.00000	23		J	4.6	53	ug/kg	SBI11-P1	SBI11-P1-1.0	A3	P0		1.000
23.00000	23		J	4.5	52	ug/kg	SBK05	SBK05-0.5	A4	P0		0.500
23.00000	23		J	4.6	53	ug/kg	SBL06	SBL06-0.5	A4	P0		0.500
23.00000	23		J	5.4	62	ug/kg	SBQ06	SBQ06-5.0	A2	P0		5.000
23.00000	23		J	4.9	56	ug/kg	SBS06-P1	SBS06-P1-1.0	A2	P0		1.000
23.00000	23		J	4.6	53	ug/kg	SBV10-T2	SBV10-T2-5.0	A2	P0		5.000
23.00000	23		J	4.6	53	ug/kg	SBV11-P1	SBV11-P1-0.5	A2	P0		0.500
22.00000	22		J	4.7	54	ug/kg	SBF08-P1	SBF08-P1-0.5	A3	P0		0.500
22.00000	22		J	4.5	52	ug/kg	SBG05	SBG105-0.5	A3	D		0.500
22.00000	22		J	4.5	52	ug/kg	SBI12-P1	SBI12-P1-1.0	A3	P0		1.000
22.00000	22		J	4.5	52	ug/kg	SBK04	SBK04-0.5	A4	P0		0.500
22.00000	22		J	4.7	54	ug/kg	SBP03-P1	SBP103-P1-1.0	A2	D		1.000
22.00000	22		J	5.0	57	ug/kg	SBP03-T1	SBP03-T1-T2	A2	P0	COMP	0.000
22.00000	22		J	4.6	53	ug/kg	SBT07-P2	SBT07-P2-0.5	A2	P0		0.500
21.00000	21		J	4.5	52	ug/kg	SBH10-P1	SBH10-P1-0.5	A3	P0		0.500
21.00000	21		J	4.5	52	ug/kg	SBI11-P1	SBI11-P1-0.5	A3	P0		0.500
21.00000	21		J	5.2	60	ug/kg	SBN01	SBN01-2T2-8.5	A2	P0		8.500
21.00000	21		J	5.1	58	ug/kg	SBN01-T1	SBN01-T1-T2D	A2	D	COMP	0.000
21.00000	21		J	4.8	55	ug/kg	SBP03-T2	SBP103-T2-4.0	A2	D		4.000
21.00000	21		J	4.4	51	ug/kg	SBV10-T2	SBV10-T2-0.5	A2	P0		0.500
21.00000	21		J	4.7	54	ug/kg	SBV10-T4	SBV10-T4-T3	A2	P0	COMP	0.000
20.00000	20		J	5.0	57	ug/kg	SBO02-T1	SBO02-T1-T2	A2	P0	COMP	0.000
20.00000	20		J	4.6	53	ug/kg	SBP08	SBP08-0.5	A4	P0		0.500
20.00000	20		J	4.8	55	ug/kg	SBV13-P1	SBV13-P1-1.0	A2	P0		1.000
19.00000	19		J	5.1	58	ug/kg	SBP09	SBP09-5.0	A4	P0		5.000
19.00000	19		J	4.7	54	ug/kg	SBV11	SBV11-0.5	A2	P0		0.500
18.00000	18		J	4.4	51	ug/kg	SBI04	SBI04-0.5	A4	P0		0.500
18.00000	18		J	4.5	52	ug/kg	SBI12-P1	SBI12-P1-0.5	A3	P0		0.500

Notes: Results sorted by: 1) parameter; 2) highest to lowest detected concentration; VQ - ABBL validation flag; LQ - lab qualifier; "J" - the result is an estimated quantity; "D" - analysis required dilution; "B" - analyte detected in blank; composite samples are indicated by the abbreviation "COMP". *The 2006 Tetra Tech results were converted from wet weight to dry weight based on depth-discrete average moisture content measured during ABBL's 2007 investigation (see report Section 1.4.3).

Table 3E
Cover Soil Analytical Results
Detected Polynuclear Aromatic Hydrocarbons

Cover Soil Report
Former CalCompact Landfill
Carson, California

Dry Wt. Conc.*	Reported Conc.*	VQ	LQ	MDL	PQL	Units	Boring ID	Sample ID	Landfill Cell	Primary (P0) or Dup (D)	Com-posite	Depth (ft bgs)
Dibenzo(a,h)anthracene												
18.00000	18		J	4.4	51	ug/kg	SBL04	SBL04-0.5	A4	P0		0.500
18.00000	18		J	5.1	58	ug/kg	SBN01-T1	SBN01-T1-T2	A2	P0	COMP	0.000
18.00000	18		J	4.8	55	ug/kg	SBO01-P1	SBO01-P1-1.0	A2	P0		1.000
18.00000	18		J	5.5	62	ug/kg	SBO02-T2	SBO02-T2-4.5	A2	P0		4.500
18.00000	18		J	4.5	52	ug/kg	SBO13-P1	SBO13-P1-1.0	A5	P0		1.000
18.00000	18		J	4.7	54	ug/kg	SBP13-P1	SBP13-P1-1.0	A5	P0		1.000
18.00000	18		J	5.7	65	ug/kg	SBS06-P1	SBS06-PS1-3.0	A2	P0		3.000
18.00000	18		J	4.6	53	ug/kg	SBU09-P2	SBU09-P2-0.5	A2	P0		0.500
18.00000	18		J	4.7	54	ug/kg	SBU09-P2	SBU09-P2-1.0	A2	P0		1.000
18.00000	18		J	5.9	68	ug/kg	SBU09-P2	SBU09-PS2-3.5	A2	P0		3.500
17.00000	17		J	4.5	52	ug/kg	SBF08-P1	SBF08-P1-1.0	A3	P0		1.000
17.00000	17		J	4.5	52	ug/kg	SBI05	SBI05-0.5	A4	P0		0.500
17.00000	17		J	5.8	67	ug/kg	SBP03-T2	SBP03-T2-4.0	A2	P0		4.000
17.00000	17		J	4.7	54	ug/kg	SBV10-P1	SBV10-P1-1.0	A2	P0		1.000
16.00000	16		J	4.5	52	ug/kg	SBH07	SBH07-0.5	A3	P0		0.500
16.00000	16		J	5.0	57	ug/kg	SBK03	SBK03-4.0	A4	P0		4.000
16.00000	16		J	5.2	60	ug/kg	SBN10	SBN10-9.0	A4	P0		9.000
16.00000	16		J	5.0	57	ug/kg	SBP05	SBP105-10.0	A2	D		10.000
16.00000	16		J	4.5	52	ug/kg	SBP13-P2	SBP13-P2-0.5	A5	P0		0.500
16.00000	16		J	4.6	53	ug/kg	SBP13-P2	SBP13-P2-1.0	A5	P0		1.000
15.00000	15		J	5.3	61	ug/kg	SBF08-P1	SBF08-PS1-6.5	A3	P0		6.500
15.00000	15		J	4.4	51	ug/kg	SBG09-P1	SBG09-P1-0.5	A3	P0		0.500
15.00000	15		J	4.5	52	ug/kg	SBI09	SBI09-0.5	A3	P0		0.500
15.00000	15		J	5.1	58	ug/kg	SBK04	SBK04-4.0	A4	P0		4.000
15.00000	15		J	5.0	57	ug/kg	SBL06	SBL06-4.5	A4	P0		4.500
15.00000	15		J	4.6	53	ug/kg	SBP13-P1	SBP13-P1-0.5	A5	P0		0.500
15.00000	15		J	4.7	54	ug/kg	SBQ04-P1	SBQ04-P1-0.5	A2	P0		0.500
15.00000	15		J	4.9	56	ug/kg	SBR05-T1	SBR05-T1-T2	A2	P0	COMP	0.000
15.00000	15		J	5.1	58	ug/kg	SBR09	SBR09-10.0	A2	P0		10.000
15.00000	15		J	4.6	53	ug/kg	SBT08-P1	SBT08-P1-1.0	A2	P0		1.000
15.00000	15		J	4.5	52	ug/kg	SBU11	SBU11-0.5	A2	P0		0.500
14.00000	14		J	5.4	62	ug/kg	SBEF	SBEF-PS-5.0	A3	P0	COMP	5.000
14.00000	14		J	5.7	66	ug/kg	SBFG	SBFG-PS-5.0	A3	P0	COMP	5.000
14.00000	14		J	4.5	52	ug/kg	SBJ10	SBJ10-0.5	A3	P0		0.500
14.00000	14		J	4.5	52	ug/kg	SBJ10	SBJ110-0.5	A3	D		0.500
14.00000	14		J	4.5	52	ug/kg	SBN11	SBN11-0.5	A5	P0		0.500
14.00000	14		J	4.7	54	ug/kg	SBP05	SBP05-20.0	A2	P0		20.000
14.00000	14		J	5.1	58	ug/kg	SBP07	SBP07-15.0	A2	P0		15.000
14.00000	14		J	5.0	58	ug/kg	SBP07	SBP07-5.0	A2	P0		5.000
14.00000	14		J	4.7	54	ug/kg	SBS06-P2	SBS06-P2-1.0	A2	P0		1.000
13.00000	13		J	4.5	52	ug/kg	SBF06	SBF106-0.5	A3	D		0.500
13.00000	13		J	4.5	52	ug/kg	SBH05	SBH05-0.5	A3	P0		0.500
13.00000	13		J	5.3	61	ug/kg	SBIJ	SBIJ-PS-5.0	A3	P0	COMP	5.000
13.00000	13		J	4.5	52	ug/kg	SBJ09	SBJ109-0.5	A3	D		0.500
13.00000	13		J	5.2	60	ug/kg	SBN04	SBN04-25.0	A2	P0		25.000

Notes: Results sorted by: 1) parameter; 2) highest to lowest detected concentration; VQ - ABBL validation flag; LQ - lab qualifier; "J" - the result is an estimated quantity; "D" - analysis required dilution; "B" - analyte detected in blank; composite samples are indicated by the abbreviation "COMP". *The 2006 Tetra Tech results were converted from wet weight to dry weight based on depth-discrete average moisture content measured during ABBL's 2007 investigation (see report Section 1.4.3).

Table 3E
Cover Soil Analytical Results
Detected Polynuclear Aromatic Hydrocarbons

Cover Soil Report
Former CalCompact Landfill
Carson, California

Dry Wt. Conc.*	Reported Conc.*	VQ	LQ	MDL	PQL	Units	Boring ID	Sample ID	Landfill Cell	Primary (P0) or Dup (D)	Com-posite	Depth (ft bgs)
Dibenzo(a,h)anthracene												
13.00000	13		J	4.5	52	ug/kg	SBN13-P1	SBN13-P1-0.5	A5	P0		0.500
13.00000	13		J	4.8	55	ug/kg	SBQ03-P1	SBQ03-P1-1.0	A2	P0		1.000
13.00000	13	J	J	7.0	80	ug/kg	SBQ04	SBQ04-4.0	A2	P0		4.000
13.00000	13		J	4.8	55	ug/kg	SBR05-P1	SBR05-P1-1.0	A2	P0		1.000
13.00000	13		J	5.5	62	ug/kg	SBR07	SBR07-8.0	A2	P0		8.000
13.00000	13		J	5.5	62	ug/kg	SBR12	SBR12-15.0	A5	P0		15.000
12.00000	12		J	4.5	52	ug/kg	SBF07-P1	SBF107-P1-1.0	A3	D		1.000
12.00000	12		J	4.6	53	ug/kg	SBG07	SBG07-0.5	A3	P0		0.500
12.00000	12		J	4.5	52	ug/kg	SBG10-P1	SBG10-P1-0.5	A3	P0		0.500
12.00000	12		J	4.5	52	ug/kg	SBH06	SBH106-0.5	A3	D		0.500
12.00000	12		J	4.5	52	ug/kg	SBH10	SBH10-0.5	A3	P0		0.500
12.00000	12		J	4.4	51	ug/kg	SBI07	SBI07-0.5	A3	P0		0.500
12.00000	12		J	4.5	52	ug/kg	SBJ13-P2	SBJ13-P2-0.5	A3	P0		0.500
12.00000	12		J	4.5	52	ug/kg	SBO06	SBO06-0.5	A2	P0		0.500
12.00000	12		J	5.1	58	ug/kg	SBP07	SBP07-10.0	A2	P0		10.000
12.00000	12	J	J	4.9	56	ug/kg	SBQ04-P1	SBQ04-P1-1.0	A2	P0		1.000
12.00000	12		J	4.7	54	ug/kg	SBR05	SBR05-0.5	A2	P0		0.500
12.00000	12		J	5.0	57	ug/kg	SBR12	SBR12-5.0	A5	P0		5.000
12.00000	12		J	5.5	63	ug/kg	SBS09	SBS09-3.5	A2	P0		3.500
11.00000	11		J	4.5	52	ug/kg	SBF06	SBF06-0.5	A3	P0		0.500
11.00000	11		J	4.5	52	ug/kg	SBG09	SBG09-0.5	A3	P0		0.500
11.00000	11		J	4.5	52	ug/kg	SBH06	SBH06-0.5	A3	P0		0.500
11.00000	11		J	4.5	52	ug/kg	SBM10	SBM10-0.5	A4	P0		0.500
11.00000	11		J	4.7	54	ug/kg	SBP06	SBP106-5.0	A2	D		5.000
11.00000	11		J	6.0	68	ug/kg	SBR06	SBR06-9.0	A2	P0		9.000
11.00000	11		J	5.5	63	ug/kg	SBR07	SBR07-6.0	A2	P0		6.000
11.00000	11		J	4.7	54	ug/kg	SBU09-P1	SBU09-P1-0.5	A2	P0		0.500
10.00000	10		J	5.5	63	ug/kg	SBG09	SBG09-15.0	A3	P0		15.000
10.00000	10		J	5.5	63	ug/kg	SBI04	SBI04-8.0	A4	P0		8.000
10.00000	10		J	4.9	56	ug/kg	SBJ04	SBJ04-7.0	A4	P0		7.000
10.00000	10		J	5.0	57	ug/kg	SBN04	SBN04-15.0	A2	P0		15.000
10.00000	10		J	5.5	63	ug/kg	SBP06	SBP06-24.0	A2	P0		24.000
10.00000	10		J	4.6	53	ug/kg	SBV12-P1	SBV12-P1-0.5	A2	P0		0.500
10.00000	10		J	4.7	54	ug/kg	SBV12-P1	SBV12-P1-1.0	A2	P0		1.000
9.900000	9.9		J	5.7	66	ug/kg	SBE03-P1	SBE03-PS1-15.0	A3	P0		15.000
9.800000	9.8		J	5.3	60	ug/kg	SBQ09	SBQ09-10.0	A4	P0		10.000
9.700000	9.7		J	5.1	59	ug/kg	SBQ07	SBQ07-8.0	A2	P0		8.000
9.600000	9.6		J	4.5	52	ug/kg	SBH08	SBH08-0.5	A3	P0		0.500
9.600000	9.6		J	4.5	52	ug/kg	SBO07	SBO07-0.5	A4	P0		0.500
9.500000	9.5		J	4.4	51	ug/kg	SBO13-P1	SBO13-P1-0.5	A5	P0		0.500
9.200000	9.2		J	5.0	57	ug/kg	SBP07	SBP07-20.0	A2	P0		20.000
9.200000	9.2		J	5.2	60	ug/kg	SBQ07	SBQ107-8.0	A2	D		8.000
9.200000	9.2		J	4.6	53	ug/kg	SBQ09	SBQ09-0.5	A4	P0		0.500
9.100000	9.1		J	5.7	66	ug/kg	SBQ10	SBQ10-10.0	A4	P0		10.000
9.000000	9.0		J	5.0	57	ug/kg	SBJ03	SBJ03-6.5	A4	P0		6.500

Notes: Results sorted by: 1) parameter; 2) highest to lowest detected concentration; VQ - ABBL validation flag; LQ - lab qualifier; "J" - the result is an estimated quantity; "D" - analysis required dilution; "B" - analyte detected in blank; composite samples are indicated by the abbreviation "COMP". *The 2006 Tetra Tech results were converted from wet weight to dry weight based on depth-discrete average moisture content measured during ABBL's 2007 investigation (see report Section 1.4.3).

Table 3E
Cover Soil Analytical Results
Detected Polynuclear Aromatic Hydrocarbons

Cover Soil Report
Former CalCompact Landfill
Carson, California

Dry Wt. Conc.*	Reported Conc.*	VQ	LQ	MDL	PQL	Units	Boring ID	Sample ID	Landfill Cell	Primary (P0) or Dup (D)	Com-posite	Depth (ft bgs)
Dibenzo(a,h)anthracene												
8.900000	8.9		J	5.1	59	ug/kg	SBN04	SBN04-20.0	A2	P0		20.000
8.900000	8.9		J	4.4	51	ug/kg	SBO05	SBO05-0.5	A2	P0		0.500
8.700000	8.7		J	5.5	62	ug/kg	SBL04	SBL04-4.0	A4	P0		4.000
8.700000	8.7		J	4.7	54	ug/kg	SBN01-P1	SBN01-P1-1.0	A2	P0		1.000
8.600000	8.6		J	4.6	53	ug/kg	SBT07-P1	SBT07-P1-1.0	A2	P0		1.000
8.500000	8.5	J	J	5.3	60	ug/kg	SBO04	SBO04-9.5	A2	P0		9.500
8.500000	8.5		J	4.6	53	ug/kg	SBT08	SBT08-0.5	A2	P0		0.500
8.400000	8.4		J	4.6	53	ug/kg	SBS06	SBS06-5.0	A2	P0		5.000
8.300000	8.3		J	4.6	53	ug/kg	SBG08	SBG08-0.5	A3	P0		0.500
8.200000	8.2		J	4.5	52	ug/kg	SBH11-P1	SBH11-P1-0.5	A3	P0		0.500
8.100000	8.1		J	5.2	60	ug/kg	SBJ13-P2	SBJ13-PS2-8.5	A3	P0		8.500
7.900000	7.9		J	4.5	52	ug/kg	SBF07-P1	SBF07-P1-1.0	A3	P0		1.000
7.900000	7.9		J	5.6	64	ug/kg	SBP05	SBP05-26.0	A2	P0		26.000
7.700000	7.7		J	4.5	52	ug/kg	SBF07-P1	SBF07-P1-0.5	A3	P0		0.500
7.700000	7.7		J	5.0	57	ug/kg	SBQ09	SBQ09-15.0	A4	P0		15.000
7.600000	7.6		J	5.1	59	ug/kg	SBKLM2	SBKLM-PS-5.0	A3,	P0	COMP	5.000
7.500000	7.5		J	4.5	52	ug/kg	SBK06	SBK06-0.5	A4	P0		0.500
7.500000	7.5		J	5.1	58	ug/kg	SBN04	SBN104-5.0	A2	D		5.000
7.400000	7.4		J	5.2	60	ug/kg	SBO06	SBO06-5.0	A2	P0		5.000
7.200000	7.2		J	5.1	59	ug/kg	SBM05	SBM05-5.0	A4	P0		5.000
7.200000	7.2		J	5.1	59	ug/kg	SBN04	SBN04-10.0	A2	P0		10.000
7.100000	7.1		J	5.1	58	ug/kg	SBP10	SBP110-15.0	A4	D		15.000
6.800000	6.8		J	4.5	52	ug/kg	SBG10-P1	SBG10-P1-1.0	A3	P0		1.000
6.800000	6.8		J	4.5	52	ug/kg	SBM12	SBM12-0.5	A3	P0		0.500
6.700000	6.7		J	5.0	58	ug/kg	SBP07	SBP107-10.0	A2	D		10.000
6.600000	6.6		J	4.5	52	ug/kg	SBF07-P1	SBF107-P1-0.5	A3	D		0.500
6.600000	6.6		J	5.2	60	ug/kg	SBP08	SBP08-15.0	A4	P0		15.000
6.600000	6.6		J	5.0	57	ug/kg	SBR12	SBR12-17.0	A5	P0		17.000
6.300000	6.3		J	5.3	61	ug/kg	SBR06	SBR06-4.0	A2	P0		4.000
6.300000	6.3		J	4.5	52	ug/kg	SBS07	SBS07-0.5	A2	P0		0.500
6.200000	6.2		J	5.2	60	ug/kg	SBH10	SBH10-18.5	A3	P0		18.500
6.200000	6.2		J	5.3	61	ug/kg	SBP04	SBP04-10.0	A2	P0		10.000
6.200000	6.2		J	4.9	56	ug/kg	SBS13-P1	SBS13-PS1-4.0	A5	P0		4.000
6.100000	6.1		J	4.7	54	ug/kg	SBO01-P1	SBO101-P1-1.0	A2	D		1.000
6.100000	6.1		J	5.3	61	ug/kg	SBQ10	SBQ10-5.0	A4	P0		5.000
6.100000	6.1		J	5.5	63	ug/kg	SBR08	SBR108-5.0	A2	D		5.000
6.000000	6.0		J	5.1	59	ug/kg	SBI03	SBI03-4.0	A4	P0		4.000
5.900000	5.9	J	J	4.5	52	ug/kg	SBH11-P1	SBH11-P1-1.0	A3	P0		1.000
5.800000	5.8		J	4.7	54	ug/kg	SBG09	SBG109-5.0	A3	D		5.000
5.800000	5.8		J	5.3	60	ug/kg	SBH09	SBH09-14.0	A3	P0		14.000
5.800000	5.8		J	5.2	60	ug/kg	SBH10	SBH10-10.0	A3	P0		10.000
5.700000	5.7		J	4.9	56	ug/kg	SBF05	SBF05-2.0	A3	P0		2.000
5.700000	5.7		J	4.5	52	ug/kg	SBR12	SBR12-10.0	A5	P0		10.000
5.600000	5.6	J	J	5.0	58	ug/kg	SBP07	SBP07-25.0	A2	P0		25.000
5.600000	5.6		J	4.6	53	ug/kg	SBT07-P1	SBT07-P1-0.5	A2	P0		0.500

Notes: Results sorted by: 1) parameter; 2) highest to lowest detected concentration; VQ - ABBL validation flag; LQ - lab qualifier; "J" - the result is an estimated quantity; "D" - analysis required dilution; "B" - analyte detected in blank; composite samples are indicated by the abbreviation "COMP". *The 2006 Tetra Tech results were converted from wet weight to dry weight based on depth-discrete average moisture content measured during ABBL's 2007 investigation (see report Section 1.4.3).

Table 3E
Cover Soil Analytical Results
Detected Polynuclear Aromatic Hydrocarbons

Cover Soil Report
Former CalCompact Landfill
Carson, California

Dry Wt. Conc.*	Reported Conc.*	VQ	LQ	MDL	PQL	Units	Boring ID	Sample ID	Landfill Cell	Primary (P0) or Dup (D)	Com-posite	Depth (ft bgs)
Dibenzo(a,h)anthracene												
5.400000	5.4		J	4.9	56	ug/kg	SBN13-P1	SBN13-PS1-4.5	A5	P0		4.500
5.300000	5.3		J	5.0	57	ug/kg	SBM13-P2	SBM13-PS2-7.5	A5	P0		7.500
5.200000	5.2		J	4.5	52	ug/kg	SBJ04	SBJ04-0.5	A4	P0		0.500
5.200000	5.2		J	4.5	52	ug/kg	SBV09-T4	SBV09-T4-2.0	A2	P0		2.000
5.100000	5.1		J	5.0	57	ug/kg	SBU12	SBU12-2.0	A2	P0		2.000
4.700000	4.7		J	4.5	52	ug/kg	SBV10-T3	SBV10-T3-8.0	A2	P0		8.000
Fluoranthene												
1.301200	1.08			0.010	0.020	mg/kg	SBJ01	A2-J1-SB10-4'-D-REP2	A2	P0		4.000
610.0000	610			10	100	ug/kg	SBM11	SBM11-0.5	A3	P0		0.500
490.0000	490			5.0	52	ug/kg	SBR09	SBR09-0.5	A2	P0		0.500
350.0000	350			5.1	53	ug/kg	SBI03	SBI03-0.5	A4	P0		0.500
330.0000	330			5.1	53	ug/kg	SBO09	SBO09-0.5	A4	P0		0.500
260.0000	260	J		5.8	60	ug/kg	SBO04	SBO04-9.5	A2	P0		9.500
260.0000	260	J		5.1	52	ug/kg	SBO10	SBO110-0.5	A4	D		0.500
240.0000	240			5.1	52	ug/kg	SBK11	SBK11-0.5	A3	P0		0.500
230.0000	230			5.0	52	ug/kg	SBS10	SBS10-0.5	A2	P0		0.500
160.0000	160			6.0	62	ug/kg	SBV11	SBV11-6.0	A2	P0		6.000
150.0000	150			5.1	52	ug/kg	SBJ06	SBJ06-0.5	A4	P0		0.500
140.0000	140	J		5.5	57	ug/kg	SBQ05	SBQ05-10.0	A2	P0		10.000
140.0000	140			5.1	53	ug/kg	SBS11	SBS11-0.5	A5	P0		0.500
0.139900	0.134			0.020	0.040	mg/kg	SBM03	A2-M3-SB42-0.5'-D-Dup	A2	D		0.500
120.0000	120			5.1	53	ug/kg	SBN04	SBN04-0.5	A2	P0		0.500
0.114500	0.095			0.020	0.040	mg/kg	SBO03	A2-O3-SB44-4'-D	A2	P0		4.000
110.0000	110	J		5.1	52	ug/kg	SBG05	SBG105-0.5	A3	D		0.500
0.104400	0.100			0.020	0.040	mg/kg	SBM03	A2-M3-SB42-0.5'-D	A2	P0		0.500
96.00000	96			5.1	52	ug/kg	SBJ04	SBJ04-0.5	A4	P0		0.500
96.00000	96			5.2	54	ug/kg	SBQ05	SBQ05-5.0	A2	P0		5.000
92.00000	92			5.0	52	ug/kg	SBN12	SBN12-0.5	A5	P0		0.500
91.00000	91			5.6	58	ug/kg	SBJ03	SBJ03-3.0	A4	P0		3.000
90.00000	90			5.2	53	ug/kg	SBQ05	SBQ05-0.5	A2	P0		0.500
85.00000	85			5.1	53	ug/kg	SBP08	SBP08-0.5	A4	P0		0.500
83.00000	83			6.0	62	ug/kg	SBQ06	SBQ06-5.0	A2	P0		5.000
80.00000	80	J		5.1	52	ug/kg	SBH05	SBH105-0.5	A3	D		0.500
79.00000	79			5.1	53	ug/kg	SBP09	SBP09-0.5	A4	P0		0.500
79.00000	79			5.2	53	ug/kg	SBQ06	SBQ06-0.5	A2	P0		0.500
78.00000	78			5.1	52	ug/kg	SBK03	SBK03-0.5	A4	P0		0.500
76.00000	76			5.0	52	ug/kg	SBH08	SBH08-0.5	A3	P0		0.500
75.00000	75			5.5	57	ug/kg	SBL06	SBL06-4.5	A4	P0		4.500
73.00000	73			5.6	58	ug/kg	SBO05	SBO05-15.0	A2	P0		15.000
71.00000	71	J		5.1	52	ug/kg	SBI08	SBI108-0.5	A3	D		0.500
69.00000	69			5.0	52	ug/kg	SBQ08	SBQ08-0.5	A2	P0		0.500
68.00000	68			5.6	58	ug/kg	SBN11	SBN11-3.5	A5	P0		3.500
68.00000	68			5.6	58	ug/kg	SBO01-P1	SBO01-PS1-4.5	A2	P0		4.500
65.00000	65			5.0	52	ug/kg	SBO06	SBO06-0.5	A2	P0		0.500

Notes: Results sorted by: 1) parameter; 2) highest to lowest detected concentration; VQ - ABBL validation flag; LQ - lab qualifier; "J" - the result is an estimated quantity; "D" - analysis required dilution; "B" - analyte detected in blank; composite samples are indicated by the abbreviation "COMP". *The 2006 Tetra Tech results were converted from wet weight to dry weight based on depth-discrete average moisture content measured during ABBL's 2007 investigation (see report Section 1.4.3).

Table 3E
Cover Soil Analytical Results
Detected Polynuclear Aromatic Hydrocarbons

Cover Soil Report
Former CalCompact Landfill
Carson, California

Dry Wt. Conc.*	Reported Conc.*	VQ	LQ	MDL	PQL	Units	Boring ID	Sample ID	Landfill Cell	Primary (P0) or Dup (D)	Com-posite	Depth (ft bgs)
Fluoranthene												
64.00000	64			4.9	51	ug/kg	SBI07	SBI07-0.5	A3	P0		0.500
63.00000	63			4.9	51	ug/kg	SBN05	SBN05-0.5	A2	P0		0.500
59.00000	59		J	5.8	60	ug/kg	SBH09	SBH09-14.0	A3	P0		14.000
51.00000	51		J	5.1	53	ug/kg	SBT07-P1	SBT07-P1-0.5	A2	P0		0.500
45.00000	45		J	6.0	62	ug/kg	SBG10-P1	SBG10-PS1-4.5	A3	P0		4.500
0.043300	0.036			0.010	0.020	mg/kg	SBA02	A1-A2-SB29-8'-D	A1	P0		8.000
0.043300	0.036			0.010	0.020	mg/kg	SBN01	A2-N1-SB14-8'-D	A2	P0		8.000
42.00000	42		J	5.6	58	ug/kg	SBP05	SBP05-10.0	A2	P0		10.000
41.00000	41		J	5.1	52	ug/kg	SBG06	SBG106-0.5	A3	D		0.500
40.00000	40		J	5.5	57	ug/kg	SBP05	SBP105-10.0	A2	D		10.000
39.00000	39		J	4.9	51	ug/kg	SBO05	SBO05-0.5	A2	P0		0.500
39.00000	39		J	6.4	66	ug/kg	SBU09-T3	SBU09-T3-3.5	A2	P0		3.500
38.00000	38		J	5.0	52	ug/kg	SBM05	SBM05-0.5	A4	P0		0.500
38.00000	38		J	5.3	54	ug/kg	SBP06	SBP106-5.0	A2	D		5.000
37.00000	37		J	5.1	52	ug/kg	SBL06	SBL106-0.5	A4	D		0.500
37.00000	37		J	5.0	52	ug/kg	SBP06	SBP06-0.5	A2	P0		0.500
37.00000	37		J	5.0	52	ug/kg	SBR11	SBR11-0.5	A5	P0		0.500
0.035000	0.030	J		0.010	0.020	mg/kg	SBB03	A3-B3-SB31-5'-D-Dup	A3	D		5.000
32.00000	32		J	5.2	53	ug/kg	SBJ13-P1	SBJ13-P1-1.0	A3	P0		1.000
31.00000	31		J	5.0	52	ug/kg	SBN10	SBN10-0.5	A4	P0		0.500
30.00000	30	J	J	5.1	52	ug/kg	SBG05	SBG05-0.5	A3	P0		0.500
30.00000	30		J	5.1	52	ug/kg	SBG06	SBG06-0.5	A3	P0		0.500
30.00000	30		J	5.2	53	ug/kg	SBM13-P2	SBM13-P2-1.0	A5	P0		1.000
30.00000	30		J	5.8	60	ug/kg	SBN04	SBN04-25.0	A2	P0		25.000
29.00000	29		J	5.2	53	ug/kg	SBS08	SBS08-0.5	A2	P0		0.500
28.00000	28		J	5.1	52	ug/kg	SBO07	SBO07-0.5	A4	P0		0.500
27.00000	27		J	5.1	52	ug/kg	SBO04	SBO04-0.5	A2	P0		0.500
0.026900	0.023			0.010	0.020	mg/kg	SBM03	A2-M3-SB42-5'-D	A2	P0		5.000
25.00000	25		J	5.1	53	ug/kg	SBJ13-P1	SBJ113-P1-0.5	A3	D		0.500
0.024500	0.021			0.010	0.020	mg/kg	SBL02	A2-L2-SB18-5'-D	A2	P0		5.000
0.024000	0.023			0.010	0.020	mg/kg	SBD01	A1-D1-SB4-0.5'-D	A1	P0		0.500
24.00000	24		J	5.1	52	ug/kg	SBN11	SBN11-0.5	A5	P0		0.500
0.024000	0.020			0.010	0.020	mg/kg	SBO03	A2-O3-SB44-9'-D	A2	P0		9.000
24.00000	24		J	5.1	52	ug/kg	SBP04	SBP04-0.5	A2	P0		0.500
24.00000	24		J	5.0	52	ug/kg	SBP05	SBP05-0.5	A2	P0		0.500
24.00000	24		J	5.2	53	ug/kg	SBR10	SBR10-0.5	A5	P0		0.500
23.00000	23		J	5.2	54	ug/kg	SBF08-P1	SBF08-P1-0.5	A3	P0		0.500
23.00000	23		J	5.1	52	ug/kg	SBT11	SBT11-0.5	A2	P0		0.500
22.00000	22		J	5.1	53	ug/kg	SBJ07	SBJ07-0.5	A4	P0		0.500
22.00000	22		J	5.5	56	ug/kg	SBP05	SBP05-15.0	A2	P0		15.000
21.00000	21		J	5.1	53	ug/kg	SBJ13-P1	SBJ13-P1-0.5	A3	P0		0.500
21.00000	21		J	4.9	51	ug/kg	SBM13-P2	SBM13-P2-0.5	A5	P0		0.500
21.00000	21		J	5.1	52	ug/kg	SBP04	SBP104-0.5	A2	D		0.500
21.00000	21		J	5.7	59	ug/kg	SBT12	SBT12-7.0	A5	P0		7.000
21.00000	21		J	5.1	53	ug/kg	SBV12	SBV12-0.5	A2	P0		0.500

Notes: Results sorted by: 1) parameter; 2) highest to lowest detected concentration; VQ - ABBL validation flag; LQ - lab qualifier; "J" - the result is an estimated quantity; "D" - analysis required dilution; "B" - analyte detected in blank; composite samples are indicated by the abbreviation "COMP". *The 2006 Tetra Tech results were converted from wet weight to dry weight based on depth-discrete average moisture content measured during ABBL's 2007 investigation (see report Section 1.4.3).

Table 3E
Cover Soil Analytical Results
Detected Polynuclear Aromatic Hydrocarbons

Cover Soil Report
Former CalCompact Landfill
Carson, California

Dry Wt. Conc.*	Reported Conc.*	VQ	LQ	MDL	PQL	Units	Boring ID	Sample ID	Landfill Cell	Primary (P0) or Dup (D)	Com-posite	Depth (ft bgs)
Fluoranthene												
20.00000	20		J	5.1	53	ug/kg	SBK13-P1	SBK13-P1-0.5	A3	P0		0.500
20.00000	20		J	5.4	55	ug/kg	SBM04	SBM104-0.5	A2	D		0.500
20.00000	20		J	5.5	57	ug/kg	SBP06	SBP06-15.0	A2	P0		15.000
0.019800	0.019		J	0.010	0.020	mg/kg	SBG01	A1-G1-SB7-0.5'-D	A1	P0		0.500
19.00000	19		J	5.0	52	ug/kg	SBF07-P1	SBF107-P1-0.5	A3	D		0.500
19.00000	19		J	5.1	52	ug/kg	SBH07	SBH07-0.5	A3	P0		0.500
19.00000	19		J	5.3	54	ug/kg	SBQ13-P1	SBQ13-P1-1.0	A5	P0		1.000
18.00000	18		J	5.0	52	ug/kg	SBG10-P1	SBG10-P1-0.5	A3	P0		0.500
18.00000	18		J	5.1	52	ug/kg	SBM13-P1	SBM13-P1-0.5	A3	P0		0.500
18.00000	18		J	6.1	63	ug/kg	SBS09	SBS09-3.5	A2	P0		3.500
18.00000	18		J	4.9	51	ug/kg	SBU09-T3	SBU09-T3-0.5	A2	P0		0.500
17.00000	17		J	4.9	51	ug/kg	SBI04	SBI04-0.5	A4	P0		0.500
17.00000	17	J	J	5.1	52	ug/kg	SBI09	SBI09-0.5	A3	P0		0.500
17.00000	17		J	5.2	54	ug/kg	SBK13-P1	SBK13-P1-1.0	A3	P0		1.000
0.016700	0.016		J	0.010	0.020	mg/kg	SBK02	A2-K2-SB19-0.5'-D-Dup	A2	D		0.500
0.016700	0.016		J	0.010	0.020	mg/kg	SBM02	A2-M2-SB17-0.5'-D	A2	P0		0.500
0.016400	0.014		J	0.010	0.020	mg/kg	SBC03	A3-C3-SB32-5'-D	A3	P0		5.000
0.016400	0.014		J	0.010	0.020	mg/kg	SBD03	A3-D3-SB33-5'-D	A3	P0		5.000
16.00000	16		J	5.1	52	ug/kg	SBF05	SBF05-0.5	A3	P0		0.500
16.00000	16		J	5.0	52	ug/kg	SBF07-P1	SBF07-P1-0.5	A3	P0		0.500
16.00000	16		J	5.1	52	ug/kg	SBF08-P1	SBF08-P1-1.0	A3	P0		1.000
16.00000	16		J	5.3	54	ug/kg	SBM04	SBM04-0.5	A2	P0		0.500
16.00000	16		J	5.3	54	ug/kg	SBP05	SBP05-5.0	A2	P0		5.000
0.015500	0.013		J	0.010	0.020	mg/kg	SBI01	A2-I1-SB9-3'-D	A2	P0		3.000
15.00000	15	J	J	5.1	52	ug/kg	SBH05	SBH05-0.5	A3	P0		0.500
15.00000	15	J	J	4.9	51	ug/kg	SBI08	SBI08-0.5	A3	P0		0.500
15.00000	15		J	5.2	53	ug/kg	SBK13-P1	SBK113-P1-1.0	A3	D		1.000
15.00000	15		J	5.1	53	ug/kg	SBL13-P1	SBL13-P1-1.0	A3	P0		1.000
15.00000	15		J	5.8	60	ug/kg	SBQ07	SBQ07-5.0	A2	P0		5.000
0.014600	0.014		J	0.010	0.020	mg/kg	SBI01	A2-I1-SB9-0.5'-D	A2	P0		0.500
0.014600	0.014		J	0.010	0.020	mg/kg	SBI02	A2-I2-SB21-0.5'-D	A2	P0		0.500
0.014300	0.012		J	0.010	0.020	mg/kg	SBP03	A2-P3-SB45-10'-D	A2	P0		10.000
14.00000	14		J	5.1	52	ug/kg	SBJ13-P2	SBJ13-P2-0.5	A3	P0		0.500
14.00000	14		J	5.1	52	ug/kg	SBK05	SBK05-0.5	A4	P0		0.500
14.00000	14		J	5.0	52	ug/kg	SBL10	SBL10-0.5	A4	P0		0.500
14.00000	14		J	5.1	53	ug/kg	SBL13-P1	SBL13-P1-0.5	A3	P0		0.500
14.00000	14		J	5.3	54	ug/kg	SBP06	SBP06-5.0	A2	P0		5.000
14.00000	14		J	5.1	52	ug/kg	SBQ07	SBQ07-0.5	A2	P0		0.500
14.00000	14		J	5.8	60	ug/kg	SBQ09	SBQ09-10.0	A4	P0		10.000
14.00000	14		J	5.3	54	ug/kg	SBR05	SBR05-0.5	A2	P0		0.500
14.00000	14		J	5.1	52	ug/kg	SBU12	SBU12-0.5	A2	P0		0.500
13.00000	13		J	5.1	52	ug/kg	SBM13-P1	SBM13-P1-1.0	A3	P0		1.000
13.00000	13		J	5.3	55	ug/kg	SBP06	SBP06-10.0	A2	P0		10.000
13.00000	13		J	5.0	52	ug/kg	SBP07	SBP07-0.5	A2	P0		0.500
13.00000	13		J	5.3	55	ug/kg	SBQ03-P1	SBQ03-P1-1.0	A2	P0		1.000

Notes: Results sorted by: 1) parameter; 2) highest to lowest detected concentration; VQ - ABBL validation flag; LQ - lab qualifier; "J" - the result is an estimated quantity; "D" - analysis required dilution; "B" - analyte detected in blank; composite samples are indicated by the abbreviation "COMP". *The 2006 Tetra Tech results were converted from wet weight to dry weight based on depth-discrete average moisture content measured during ABBL's 2007 investigation (see report Section 1.4.3).

Table 3E
Cover Soil Analytical Results
Detected Polynuclear Aromatic Hydrocarbons

Cover Soil Report
Former CalCompact Landfill
Carson, California

Dry Wt. Conc.*	Reported Conc.*	VQ	LQ	MDL	PQL	Units	Boring ID	Sample ID	Landfill Cell	Primary (P0) or Dup (D)	Com-posite	Depth (ft bgs)
Fluoranthene												
12.00000	12		J	5.1	52	ug/kg	SBF07-P1	SBF07-P1-1.0	A3	P0		1.000
12.00000	12		J	5.1	52	ug/kg	SBF07-P1	SBF107-P1-1.0	A3	D		1.000
12.00000	12		J	5.0	52	ug/kg	SBG09-P1	SBG09-P1-1.0	A3	P0		1.000
12.00000	12		J	5.1	53	ug/kg	SBJ13-P2	SBJ13-P2-1.0	A3	P0		1.000
12.00000	12		J	5.0	52	ug/kg	SBL11	SBL11-0.5	A3	P0		0.500
12.00000	12		J	5.0	52	ug/kg	SBO13-P1	SBO13-P1-1.0	A5	P0		1.000
12.00000	12		J	5.6	58	ug/kg	SBR09	SBR09-10.0	A2	P0		10.000
0.011500	0.011		J	0.010	0.020	mg/kg	SBL03	A2-L3-SB41-0.5'-D	A2	P0		0.500
11.00000	11		J	5.0	52	ug/kg	SBF06-P1	SBF06-P1-0.5	A3	P0		0.500
11.00000	11		J	5.7	59	ug/kg	SBI11	SBI11-5.0	A3	P0		5.000
11.00000	11		J	5.8	60	ug/kg	SBO09	SBO09-5.0	A4	P0		5.000
11.00000	11		J	5.3	55	ug/kg	SBT07-T1	SBT07-T1-T2	A2	P0	COMP	0.000
10.00000	10		J	6.3	65	ug/kg	SBH10-P1	SBH10-PS1-5.0	A3	P0		5.000
10.00000	10		J	5.0	52	ug/kg	SBI12-P1	SBI12-P1-0.5	A3	P0		0.500
10.00000	10		J	6.9	71	ug/kg	SBT13-P2	SBT13-PS2-15.0	A5	P0		15.000
10.00000	10		J	5.6	58	ug/kg	SBV11-P2	SBV11-P2-1.0	A2	P0		1.000
9.900000	9.9		J	5.1	52	ug/kg	SBM13-P1	SBM113-P1-0.5	A3	D		0.500
9.600000	9.6		J	5.6	58	ug/kg	SBO06	SBO06-20.0	A2	P0		20.000
9.400000	9.4		J	5.1	52	ug/kg	SBK10	SBK10-0.5	A3	P0		0.500
9.400000	9.4		J	5.2	54	ug/kg	SBP13-P1	SBP13-P1-1.0	A5	P0		1.000
9.100000	9.1		J	5.1	53	ug/kg	SBI11-P1	SBI11-P1-1.0	A3	P0		1.000
9.100000	9.1		J	5.1	52	ug/kg	SBJ11	SBJ11-0.5	A3	P0		0.500
8.800000	8.8		J	5.1	53	ug/kg	SBG07	SBG07-0.5	A3	P0		0.500
8.800000	8.8		J	5.1	52	ug/kg	SBR12	SBR112-0.5	A5	D		0.500
8.700000	8.7		J	5.0	52	ug/kg	SBH10	SBH10-0.5	A3	P0		0.500
8.700000	8.7		J	5.5	57	ug/kg	SBK05	SBK05-3.5'	A4	P0		3.500
8.700000	8.7		J	4.9	51	ug/kg	SBS07	SBS107-0.5	A2	D		0.500
8.500000	8.5		J	5.0	52	ug/kg	SBJ10	SBJ10-0.5	A3	P0		0.500
8.500000	8.5		J	5.4	56	ug/kg	SBL05	SBL05-4.0	A4	P0		4.000
8.500000	8.5		J	5.5	57	ug/kg	SBN04	SBN04-5.0	A2	P0		5.000
8.500000	8.5		J	6.5	67	ug/kg	SBR05-P2	SBR05-PS2-3.5	A2	P0		3.500
8.300000	8.3		J	5.0	52	ug/kg	SBJ10	SBJ110-0.5	A3	D		0.500
8.300000	8.3		J	5.1	52	ug/kg	SBM12	SBM12-0.5	A3	P0		0.500
8.200000	8.2		J	5.0	52	ug/kg	SBO13-P1	SBO113-P1-1.0	A5	D		1.000
8.200000	8.2		J	5.1	53	ug/kg	SBP13-P2	SBP13-P2-1.0	A5	P0		1.000
8.100000	8.1		J	5.3	54	ug/kg	SBV11	SBV11-0.5	A2	P0		0.500
8.000000	8.0		J	5.4	56	ug/kg	SBV11-P2	SBV11-P2-0.5	A2	P0		0.500
7.900000	7.9		J	5.2	53	ug/kg	SBP13-P1	SBP13-P1-0.5	A5	P0		0.500
7.800000	7.8		J	4.9	51	ug/kg	SBJ09	SBJ09-0.5	A3	P0		0.500
7.800000	7.8		J	5.4	56	ug/kg	SBP06	SBP106-15.0	A2	D		15.000
7.600000	7.6		J	5.0	52	ug/kg	SBV09-T4	SBV09-T4-2.0	A2	P0		2.000
7.600000	7.6		J	5.4	56	ug/kg	SBV12	SBV112-1.5	A2	D		1.500
7.500000	7.5		J	5.1	52	ug/kg	SBF05-P2	SBF05-P2-1.0	A3	P0		1.000
7.400000	7.4		J	5.6	58	ug/kg	SBR08	SBR08-9.0	A2	P0		9.000
7.300000	7.3		J	5.1	53	ug/kg	SBT12	SBT12-0.5	A5	P0		0.500

Notes: Results sorted by: 1) parameter; 2) highest to lowest detected concentration; VQ - ABBL validation flag; LQ - lab qualifier; "J" - the result is an estimated quantity; "D" - analysis required dilution; "B" - analyte detected in blank; composite samples are indicated by the abbreviation "COMP". *The 2006 Tetra Tech results were converted from wet weight to dry weight based on depth-discrete average moisture content measured during ABBL's 2007 investigation (see report Section 1.4.3).

Table 3E
Cover Soil Analytical Results
Detected Polynuclear Aromatic Hydrocarbons

Cover Soil Report
Former CalCompact Landfill
Carson, California

Dry Wt. Conc.*	Reported Conc.*	VQ	LQ	MDL	PQL	Units	Boring ID	Sample ID	Landfill Cell	Primary (P0) or Dup (D)	Com-posite	Depth (ft bgs)
Fluoranthene												
7.000000	7.0		J	5.8	60	ug/kg	SBP09	SBP09-24.5	A4	P0		24.500
6.900000	6.9		J	5.1	52	ug/kg	SBN13-P1	SBN13-P1-0.5	A5	P0		0.500
6.600000	6.6		J	4.9	51	ug/kg	SBG09-P1	SBG09-P1-0.5	A3	P0		0.500
6.600000	6.6		J	4.9	51	ug/kg	SBK12	SBK12-0.5	A3	P0		0.500
6.600000	6.6		J	5.1	52	ug/kg	SBL05	SBL05-0.5	A4	P0		0.500
6.600000	6.6		J	5.1	53	ug/kg	SBQ09	SBQ09-0.5	A4	P0		0.500
6.600000	6.6		J	5.9	61	ug/kg	SBU09	SBU09-5.0	A2	P0		5.000
6.500000	6.5		J	5.2	54	ug/kg	SBU09-P1	SBU09-P1-0.5	A2	P0		0.500
6.400000	6.4		J	5.0	52	ug/kg	SBH09	SBH09-0.5	A3	P0		0.500
6.400000	6.4		J	5.7	59	ug/kg	SBO06	SBO06-15.0	A2	P0		15.000
6.400000	6.4		J	5.1	52	ug/kg	SBT13-P1	SBT13-P1-0.5	A5	P0		0.500
6.300000	6.3		J	5.7	59	ug/kg	SBR09	SBR09-15.5	A2	P0		15.500
6.300000	6.3		J	5.1	52	ug/kg	SBT10	SBT10-0.5	A2	P0		0.500
6.200000	6.2		J	5.0	52	ug/kg	SBE03-P1	SBE03-P1-1.0	A3	P0		1.000
6.200000	6.2		J	5.0	52	ug/kg	SBH06	SBH06-0.5	A3	P0		0.500
6.100000	6.1		J	5.1	52	ug/kg	SBI06	SBI06-0.5	A4	P0		0.500
6.100000	6.1		J	5.5	57	ug/kg	SBK03	SBK03-4.0	A4	P0		4.000
6.100000	6.1		J	5.8	60	ug/kg	SBO09	SBO09-10.0	A4	P0		10.000
6.100000	6.1		J	5.2	54	ug/kg	SBR05-P2	SBR05-P2-0.5	A2	P0		0.500
6.000000	6.0		J	4.9	51	ug/kg	SBK12	SBK12-7.0	A3	P0		7.000
6.000000	6.0		J	5.1	52	ug/kg	SBL08	SBL08-0.5	A4	P0		0.500
6.000000	6.0		J	5.9	61	ug/kg	SBQ09	SBQ09-5.0	A4	P0		5.000
6.000000	6.0		J	5.0	52	ug/kg	SBS12	SBS12-0.5	A5	P0		0.500
5.900000	5.9		J	5.0	52	ug/kg	SBG08-P1	SBG08-P1-1.0	A3	P0		1.000
5.900000	5.9		J	5.0	52	ug/kg	SBO08	SBO08-0.5	A4	P0		0.500
5.900000	5.9		J	5.1	53	ug/kg	SBV09-T1	SBV09-T1-0.5	A2	P0		0.500
5.800000	5.8		J	5.3	54	ug/kg	SBJ04	SBJ04-2.0	A4	P0		2.000
5.800000	5.8		J	5.8	60	ug/kg	SBO05	SBO05-5.0	A2	P0		5.000
5.800000	5.8		J	5.1	53	ug/kg	SBT08	SBT08-0.5	A2	P0		0.500
5.700000	5.7		J	5.5	57	ug/kg	SBN04	SBN04-15.0	A2	P0		15.000
5.700000	5.7		J	5.5	56	ug/kg	SBS13-P1	SBS13-PS1-4.0	A5	P0		4.000
5.600000	5.6		J	4.9	51	ug/kg	SBF06-P1	SBF06-P1-1.0	A3	P0		1.000
5.600000	5.6		J	5.1	52	ug/kg	SBU11	SBU11-0.5	A2	P0		0.500
5.500000	5.5		J	5.3	54	ug/kg	SBR12	SBR12-0.5	A5	P0		0.500
5.400000	5.4		J	5.2	54	ug/kg	SBV11-P1	SBV11-P1-1.0	A2	P0		1.000
5.300000	5.3		J	5.0	52	ug/kg	SBH06	SBH106-0.5	A3	D		0.500
5.300000	5.3		J	5.1	52	ug/kg	SBK04	SBK04-0.5	A4	P0		0.500
5.200000	5.2		J	5.0	52	ug/kg	SBE04-P1	SBE04-P1-0.5	A3	P0		0.500
5.200000	5.2		J	5.1	52	ug/kg	SBF05-P1	SBF05-P1-1.0	A3	P0		1.000
5.000000	5.0		J	4.9	51	ug/kg	SBG08-P1	SBG08-P1-0.5	A3	P0		0.500
5.000000	5.0		J	4.9	51	ug/kg	SBV10-T2	SBV10-T2-0.5	A2	P0		0.500
Fluorene												
260.0000	260			19	57	ug/kg	SBK05	SBK05-3.5'	A4	P0		3.500
160.0000	160			17	51	ug/kg	SBV10-T2	SBV10-T2-0.5	A2	P0		0.500

Notes: Results sorted by: 1) parameter; 2) highest to lowest detected concentration; VQ - ABBL validation flag; LQ - lab qualifier; "J" - the result is an estimated quantity; "D" - analysis required dilution; "B" - analyte detected in blank; composite samples are indicated by the abbreviation "COMP". *The 2006 Tetra Tech results were converted from wet weight to dry weight based on depth-discrete average moisture content measured during ABBL's 2007 investigation (see report Section 1.4.3).

Table 3E
Cover Soil Analytical Results
Detected Polynuclear Aromatic Hydrocarbons

Cover Soil Report
Former CalCompact Landfill
Carson, California

Dry Wt. Conc.*	Reported Conc.*	VQ	LQ	MDL	PQL	Units	Boring ID	Sample ID	Landfill Cell	Primary (P0) or Dup (D)	Com-posite	Depth (ft bgs)
Fluorene												
130.0000	130	J		20	61	ug/kg	SBP06	SBP06-20.0	A2	P0		20.000
130.0000	130			18	55	ug/kg	SBU09-P1	SBU09-P1-1.0	A2	P0		1.000
130.0000	130			18	53	ug/kg	SBV11-P1	SBV11-P1-0.5	A2	P0		0.500
110.0000	110	J		19	58	ug/kg	SBP05	SBP05-10.0	A2	P0		10.000
76.00000	76			18	53	ug/kg	SBV10-T2	SBV10-T2-5.0	A2	P0		5.000
70.00000	70			20	60	ug/kg	SBH09	SBH09-14.0	A3	P0		14.000
69.00000	69			18	54	ug/kg	SBV11-P1	SBV11-P1-1.0	A2	P0		1.000
52.00000	52		J	19	56	ug/kg	SBP05	SBP05-15.0	A2	P0		15.000
42.00000	42		J	19	57	ug/kg	SBL06	SBL06-4.5	A4	P0		4.500
39.00000	39	J	J	20	60	ug/kg	SBO04	SBO04-9.5	A2	P0		9.500
36.00000	36		J	19	58	ug/kg	SBO05	SBO05-15.0	A2	P0		15.000
34.00000	34		J	20	62	ug/kg	SBG10-P1	SBG10-PS1-4.5	A3	P0		4.500
25.00000	25		J	17	52	ug/kg	SBK11	SBK11-0.5	A3	P0		0.500
25.00000	25		J	19	58	ug/kg	SBV11-P2	SBV11-P2-1.0	A2	P0		1.000
24.00000	24		J	18	54	ug/kg	SBV10-P1	SBV10-P1-0.5	A2	P0		0.500
19.00000	19		J	19	58	ug/kg	SBO01-P1	SBO01-PS1-4.5	A2	P0		4.500
17.00000	17		J	17	52	ug/kg	SBI06	SBI06-0.5	A4	P0		0.500
Indeno(1,2,3-c,d)pyrene												
0.374700	0.311			0.010	0.020	mg/kg	SBJ01	A2-J1-SB10-4'-D-REP2	A2	P0		4.000
300.0000	300			5.7	110	ug/kg	SBH10	SBH10-15.0	A3	P0		15.000
160.0000	160			2.6	53	ug/kg	SBI03	SBI03-0.5	A4	P0		0.500
150.0000	150			2.6	53	ug/kg	SBO09	SBO09-0.5	A4	P0		0.500
130.0000	130			2.9	58	ug/kg	SBJ03	SBJ03-3.0	A4	P0		3.000
120.0000	120			2.8	57	ug/kg	SBK05	SBK05-3.5'	A4	P0		3.500
96.00000	96			2.6	52	ug/kg	SBK11	SBK11-0.5	A3	P0		0.500
92.00000	92			2.6	52	ug/kg	SBK03	SBK03-0.5	A4	P0		0.500
87.00000	87			2.8	56	ug/kg	SBP05	SBP05-15.0	A2	P0		15.000
68.00000	68			2.5	51	ug/kg	SBI07	SBI07-0.5	A3	P0		0.500
68.00000	68			2.9	58	ug/kg	SBO01-P1	SBO01-PS1-4.5	A2	P0		4.500
63.00000	63			2.6	52	ug/kg	SBJ04	SBJ04-0.5	A4	P0		0.500
60.00000	60			2.6	52	ug/kg	SBO04	SBO04-0.5	A2	P0		0.500
55.00000	55			2.6	53	ug/kg	SBN04	SBN04-0.5	A2	P0		0.500
54.00000	54	J	J	3.0	60	ug/kg	SBO04	SBO04-9.5	A2	P0		9.500
54.00000	54			2.6	53	ug/kg	SBP08	SBP08-0.5	A4	P0		0.500
51.00000	51		J	2.6	52	ug/kg	SBP05	SBP05-0.5	A2	P0		0.500
50.00000	50		J	2.6	52	ug/kg	SBI08	SBI108-0.5	A3	D		0.500
50.00000	50		J	2.5	51	ug/kg	SBO05	SBO05-0.5	A2	P0		0.500
50.00000	50		J	2.6	52	ug/kg	SBO10	SBO110-0.5	A4	D		0.500
48.00000	48		J	2.7	54	ug/kg	SBQ05	SBQ05-5.0	A2	P0		5.000
46.00000	46		J	3.1	62	ug/kg	SBG10-P1	SBG10-PS1-4.5	A3	P0		4.500
45.00000	45	J	J	2.7	54	ug/kg	SBP05	SBP05-5.0	A2	P0		5.000
45.00000	45		J	2.6	53	ug/kg	SBQ05	SBQ05-0.5	A2	P0		0.500
44.00000	44		J	2.6	52	ug/kg	SBN12	SBN12-0.5	A5	P0		0.500
44.00000	44		J	2.6	52	ug/kg	SBR09	SBR09-0.5	A2	P0		0.500

Notes: Results sorted by: 1) parameter; 2) highest to lowest detected concentration; VQ - ABBL validation flag; LQ - lab qualifier; "J" - the result is an estimated quantity; "D" - analysis required dilution; "B" - analyte detected in blank; composite samples are indicated by the abbreviation "COMP". *The 2006 Tetra Tech results were converted from wet weight to dry weight based on depth-discrete average moisture content measured during ABBL's 2007 investigation (see report Section 1.4.3).

Table 3E
Cover Soil Analytical Results
Detected Polynuclear Aromatic Hydrocarbons

Cover Soil Report
Former CalCompact Landfill
Carson, California

Dry Wt. Conc.*	Reported Conc.*	VQ	LQ	MDL	PQL	Units	Boring ID	Sample ID	Landfill Cell	Primary (P0) or Dup (D)	Com-posite	Depth (ft bgs)
Indeno(1,2,3-c,d)pyrene												
42.00000	42		J	2.6	52	ug/kg	SBG05	SBG105-0.5	A3	D		0.500
42.00000	42		J	2.6	52	ug/kg	SBP04	SBP04-0.5	A2	P0		0.500
42.00000	42		J	2.8	57	ug/kg	SBP05	SBP105-10.0	A2	D		10.000
42.00000	42		J	2.6	52	ug/kg	SBP06	SBP06-0.5	A2	P0		0.500
41.00000	41		J	2.6	52	ug/kg	SBJ06	SBJ06-0.5	A4	P0		0.500
40.00000	40		J	2.7	54	ug/kg	SBO01-P1	SBO01-P1-0.5	A2	P0		0.500
39.00000	39		J	2.6	52	ug/kg	SBP04	SBP104-0.5	A2	D		0.500
39.00000	39		J	2.8	57	ug/kg	SBQ05	SBQ05-10.0	A2	P0		10.000
36.00000	36		J	3.5	70	ug/kg	SBN12	SBN12-5.0	A5	P0		5.000
36.00000	36		J	3.1	62	ug/kg	SBQ06	SBQ06-5.0	A2	P0		5.000
33.00000	33		J	2.6	52	ug/kg	SBH08	SBH08-0.5	A3	P0		0.500
33.00000	33		J	2.9	58	ug/kg	SBN11	SBN11-3.5	A5	P0		3.500
32.00000	32		J	2.6	52	ug/kg	SBH05	SBH105-0.5	A3	D		0.500
30.00000	30		J	2.6	52	ug/kg	SBO06	SBO06-0.5	A2	P0		0.500
30.00000	30		J	2.6	53	ug/kg	SBP09	SBP09-0.5	A4	P0		0.500
29.00000	29		J	2.8	55	ug/kg	SBM04	SBM104-0.5	A2	D		0.500
29.00000	29		J	2.5	51	ug/kg	SBN05	SBN05-0.5	A2	P0		0.500
27.00000	27		J	2.7	54	ug/kg	SBU13-P1	SBU13-P1-1.0	A2	P0		1.000
26.00000	26		J	2.6	52	ug/kg	SBG06	SBG06-0.5	A3	P0		0.500
25.00000	25		J	3.0	60	ug/kg	SBQ07	SBQ07-5.0	A2	P0		5.000
24.00000	24		J	2.6	52	ug/kg	SBG06	SBG106-0.5	A3	D		0.500
23.00000	23		J	2.7	54	ug/kg	SBM04	SBM04-0.5	A2	P0		0.500
23.00000	23		J	2.6	53	ug/kg	SBS11	SBS11-0.5	A5	P0		0.500
22.00000	22		J	2.9	58	ug/kg	SBP05	SBP05-10.0	A2	P0		10.000
22.00000	22		J	2.7	54	ug/kg	SBP06	SBP06-5.0	A2	P0		5.000
22.00000	22		J	2.8	56	ug/kg	SBP06	SBP106-15.0	A2	D		15.000
21.00000	21		J	2.6	52	ug/kg	SBI06	SBI06-0.5	A4	P0		0.500
20.00000	20		J	2.6	53	ug/kg	SBJ07	SBJ07-0.5	A4	P0		0.500
20.00000	20		J	2.6	52	ug/kg	SBM05	SBM05-0.5	A4	P0		0.500
20.00000	20		J	2.6	52	ug/kg	SBQ07	SBQ07-0.5	A2	P0		0.500
19.00000	19		J	2.6	52	ug/kg	SBO07	SBO07-0.5	A4	P0		0.500
19.00000	19		J	3.1	62	ug/kg	SBV11	SBV11-6.0	A2	P0		6.000
17.00000	17		J	2.6	53	ug/kg	SBJ13-P1	SBJ13-P1-0.5	A3	P0		0.500
17.00000	17		J	2.8	56	ug/kg	SBV11-P2	SBV11-P2-0.5	A2	P0		0.500
16.00000	16		J	2.6	53	ug/kg	SBJ13-P1	SBJ113-P1-0.5	A3	D		0.500
16.00000	16		J	2.8	57	ug/kg	SBL06	SBL06-4.5	A4	P0		4.500
16.00000	16		J	2.6	52	ug/kg	SBN10	SBN10-0.5	A4	P0		0.500
16.00000	16		J	2.6	52	ug/kg	SBQ08	SBQ08-0.5	A2	P0		0.500
16.00000	16		J	2.9	58	ug/kg	SBR09	SBR09-10.0	A2	P0		10.000
15.00000	15		J	2.6	52	ug/kg	SBJ03	SBJ03-0.5	A4	P0		0.500
15.00000	15		J	2.6	53	ug/kg	SBJ13-P1	SBJ13-P1-1.0	A3	P0		1.000
15.00000	15		J	2.5	51	ug/kg	SBM13-P2	SBM13-P2-0.5	A5	P0		0.500
15.00000	15		J	2.6	53	ug/kg	SBS08	SBS08-0.5	A2	P0		0.500
15.00000	15		J	2.6	52	ug/kg	SBS10	SBS10-0.5	A2	P0		0.500
15.00000	15		J	2.6	53	ug/kg	SBV09-T1	SBV09-T1-0.5	A2	P0		0.500

Notes: Results sorted by: 1) parameter; 2) highest to lowest detected concentration; VQ - ABBL validation flag; LQ - lab qualifier; "J" - the result is an estimated quantity; "D" - analysis required dilution; "B" - analyte detected in blank; composite samples are indicated by the abbreviation "COMP". *The 2006 Tetra Tech results were converted from wet weight to dry weight based on depth-discrete average moisture content measured during ABBL's 2007 investigation (see report Section 1.4.3).

Table 3E
Cover Soil Analytical Results
Detected Polynuclear Aromatic Hydrocarbons

Cover Soil Report
Former CalCompact Landfill
Carson, California

Dry Wt. Conc.*	Reported Conc.*	VQ	LQ	MDL	PQL	Units	Boring ID	Sample ID	Landfill Cell	Primary (P0) or Dup (D)	Com-posite	Depth (ft bgs)
Indeno(1,2,3-c,d)pyrene												
14.00000	14		J	2.6	52	ug/kg	SBG05	SBG05-0.5	A3	P0		0.500
14.00000	14		J	5.2	100	ug/kg	SBM11	SBM11-0.5	A3	P0		0.500
14.00000	14		J	2.6	53	ug/kg	SBM13-P2	SBM13-P2-1.0	A5	P0		1.000
14.00000	14		J	2.8	57	ug/kg	SBM13-P2	SBM13-PS2-7.5	A5	P0		7.500
14.00000	14		J	2.6	53	ug/kg	SBT08-P1	SBT08-P1-0.5	A2	P0		0.500
14.00000	14		J	3.0	61	ug/kg	SBU09	SBU09-5.0	A2	P0		5.000
14.00000	14		J	2.5	51	ug/kg	SBU09-T3	SBU09-T3-0.5	A2	P0		0.500
13.00000	13		J	2.6	53	ug/kg	SBU09-T1	SBU09-T1-0.5	A2	P0		0.500
13.00000	13		J	2.6	53	ug/kg	SBV09-T2	SBV09-T2-0.5	A2	P0		0.500
12.00000	12		J	2.7	54	ug/kg	SBG09	SBG109-5.0	A3	D		5.000
12.00000	12		J	2.6	52	ug/kg	SBH05	SBH05-0.5	A3	P0		0.500
12.00000	12		J	2.5	51	ug/kg	SBI04	SBI04-0.5	A4	P0		0.500
12.00000	12		J	2.7	54	ug/kg	SBJ04	SBJ04-2.0	A4	P0		2.000
12.00000	12		J	2.8	56	ug/kg	SBJ04	SBJ04-7.0	A4	P0		7.000
12.00000	12		J	2.6	52	ug/kg	SBL06	SBL106-0.5	A4	D		0.500
12.00000	12		J	2.7	55	ug/kg	SBP06	SBP06-10.0	A2	P0		10.000
12.00000	12		J	2.6	52	ug/kg	SBP07	SBP07-0.5	A2	P0		0.500
11.00000	11		J	2.6	53	ug/kg	SBL13-P1	SBL13-P1-0.5	A3	P0		0.500
11.00000	11		J	2.8	56	ug/kg	SBP03-P1	SBP03-P1-1.0	A2	P0		1.000
10.00000	10		J	2.6	53	ug/kg	SBK13-P1	SBK13-P1-0.5	A3	P0		0.500
9.600000	9.6		J	2.7	54	ug/kg	SBR05	SBR05-0.5	A2	P0		0.500
9.500000	9.5		J	2.6	52	ug/kg	SBK05	SBK05-0.5	A4	P0		0.500
9.500000	9.5		J	2.6	53	ug/kg	SBL13-P1	SBL13-P1-1.0	A3	P0		1.000
9.500000	9.5		J	2.7	54	ug/kg	SBV11-P1	SBV11-P1-1.0	A2	P0		1.000
9.400000	9.4		J	2.6	53	ug/kg	SBQ09	SBQ09-0.5	A4	P0		0.500
9.000000	9.0		J	2.7	54	ug/kg	SBK13-P1	SBK13-P1-1.0	A3	P0		1.000
8.700000	8.7		J	2.7	54	ug/kg	SBP06	SBP106-5.0	A2	D		5.000
8.700000	8.7		J	2.6	53	ug/kg	SBT07-P1	SBT07-P1-0.5	A2	P0		0.500
8.600000	8.6		J	3.0	60	ug/kg	SBH10	SBH10-18.5	A3	P0		18.500
8.600000	8.6		J	2.5	51	ug/kg	SBI08	SBI08-0.5	A3	P0		0.500
8.600000	8.6		J	2.6	52	ug/kg	SBM13-P1	SBM13-P1-1.0	A3	P0		1.000
8.300000	8.3		J	2.7	54	ug/kg	SBF08-P1	SBF08-P1-0.5	A3	P0		0.500
8.000000	8.0		J	2.6	52	ug/kg	SBM13-P1	SBM13-P1-0.5	A3	P0		0.500
7.900000	7.9		J	2.7	54	ug/kg	SBR06	SBR06-0.5	A2	P0		0.500
7.900000	7.9		J	3.1	62	ug/kg	SBR12	SBR12-15.0	A5	P0		15.000
7.600000	7.6		J	2.6	52	ug/kg	SBH07	SBH07-0.5	A3	P0		0.500
7.400000	7.4		J	2.6	52	ug/kg	SBL10	SBL10-0.5	A4	P0		0.500
7.300000	7.3		J	2.8	57	ug/kg	SBP06	SBP06-15.0	A2	P0		15.000
7.300000	7.3		J	3.0	60	ug/kg	SBQ09	SBQ09-10.0	A4	P0		10.000
7.200000	7.2		J	2.6	53	ug/kg	SBK13-P1	SBK113-P1-1.0	A3	D		1.000
7.100000	7.1		J	3.0	61	ug/kg	SBF08-P1	SBF08-PS1-6.5	A3	P0		6.500
7.100000	7.1		J	2.9	58	ug/kg	SBV11-P2	SBV11-P2-1.0	A2	P0		1.000
7.000000	7.0		J	2.6	53	ug/kg	SBT07-P2	SBT107-P2-1.0	A2	D		1.000
6.900000	6.9		J	2.5	51	ug/kg	SBK09	SBK09-0.5	A4	P0		0.500
6.900000	6.9		J	3.4	68	ug/kg	SBR06	SBR06-9.0	A2	P0		9.000

Notes: Results sorted by: 1) parameter; 2) highest to lowest detected concentration; VQ - ABBL validation flag; LQ - lab qualifier; "J" - the result is an estimated quantity; "D" - analysis required dilution; "B" - analyte detected in blank; composite samples are indicated by the abbreviation "COMP". *The 2006 Tetra Tech results were converted from wet weight to dry weight based on depth-discrete average moisture content measured during ABBL's 2007 investigation (see report Section 1.4.3).

Table 3E
Cover Soil Analytical Results
Detected Polynuclear Aromatic Hydrocarbons

Cover Soil Report
Former CalCompact Landfill
Carson, California

Dry Wt. Conc.*	Reported Conc.*	VQ	LQ	MDL	PQL	Units	Boring ID	Sample ID	Landfill Cell	Primary (P0) or Dup (D)	Com-posite	Depth (ft bgs)
Indeno(1,2,3-c,d)pyrene												
6.700000	6.7		J	3.1	62	ug/kg	SBT10	SBT10-6.5	A2	P0		6.500
6.400000	6.4		J	2.6	52	ug/kg	SBU12	SBU12-0.5	A2	P0		0.500
6.300000	6.3		J	2.6	52	ug/kg	SBM13-P1	SBM113-P1-0.5	A3	D		0.500
6.100000	6.1		J	2.6	52	ug/kg	SBF07-P1	SBF07-P1-0.5	A3	P0		0.500
6.100000	6.1		J	2.6	52	ug/kg	SBI11-P1	SBI11-P1-0.5	A3	P0		0.500
5.900000	5.9		J	2.7	54	ug/kg	SBT13-P2	SBT13-P2-1.0	A5	P0		1.000
5.800000	5.8		J	2.6	53	ug/kg	SBJ13-P2	SBJ13-P2-1.0	A3	P0		1.000
5.800000	5.8		J	2.7	54	ug/kg	SBV11	SBV11-0.5	A2	P0		0.500
5.700000	5.7		J	2.6	52	ug/kg	SBG09-P1	SBG09-P1-1.0	A3	P0		1.000
5.600000	5.6		J	2.6	52	ug/kg	SBF05-P2	SBF05-P2-1.0	A3	P0		1.000
5.600000	5.6		J	2.5	51	ug/kg	SBV10-T2	SBV10-T2-0.5	A2	P0		0.500
5.600000	5.6		J	2.7	54	ug/kg	SBV10-T4	SBV10-T4-T3	A2	P0	COMP	0.000
5.500000	5.5		J	2.7	55	ug/kg	SBQ03-P1	SBQ03-P1-1.0	A2	P0		1.000
5.500000	5.5		J	2.6	53	ug/kg	SBQ06	SBQ06-0.5	A2	P0		0.500
5.500000	5.5		J	2.7	54	ug/kg	SBR05-P2	SBR05-P2-1.0	A2	P0		1.000
5.500000	5.5		J	2.6	52	ug/kg	SBR11	SBR11-0.5	A5	P0		0.500
5.400000	5.4		J	2.6	52	ug/kg	SBF08-P1	SBF08-P1-1.0	A3	P0		1.000
5.400000	5.4		J	2.6	52	ug/kg	SBJ10	SBJ10-0.5	A3	P0		0.500
5.400000	5.4		J	2.7	55	ug/kg	SBR05-P2	SBR105-P2-1.0	A2	D		1.000
5.300000	5.3		J	2.7	54	ug/kg	SBV10-P1	SBV10-P1-0.5	A2	P0		0.500
5.200000	5.2		J	2.7	55	ug/kg	SBU09-P1	SBU09-P1-1.0	A2	P0		1.000
5.100000	5.1		J	2.7	54	ug/kg	SBU09-P1	SBU09-P1-0.5	A2	P0		0.500
5.100000	5.1		J	2.6	53	ug/kg	SBV11-P1	SBV11-P1-0.5	A2	P0		0.500
4.900000	4.9		J	2.6	52	ug/kg	SBJ08	SBJ08-0.5	A3	P0		0.500
4.900000	4.9		J	2.6	52	ug/kg	SBJ13-P2	SBJ13-P2-0.5	A3	P0		0.500
4.900000	4.9		J	2.6	52	ug/kg	SBK10	SBK10-0.5	A3	P0		0.500
4.900000	4.9		J	2.8	56	ug/kg	SBL05	SBL05-4.0	A4	P0		4.000
4.900000	4.9		J	2.7	54	ug/kg	SBS06-P2	SBS06-P2-0.5	A2	P0		0.500
4.800000	4.8		J	2.6	52	ug/kg	SBN11	SBN11-0.5	A5	P0		0.500
4.800000	4.8		J	2.7	54	ug/kg	SBQ04-P1	SBQ04-P1-0.5	A2	P0		0.500
4.700000	4.7		J	2.6	52	ug/kg	SBM07	SBM07-0.5	A4	P0		0.500
4.700000	4.7		J	2.6	52	ug/kg	SBS07	SBS07-0.5	A2	P0		0.500
4.600000	4.6		J	2.6	53	ug/kg	SBI11-P1	SBI11-P1-1.0	A3	P0		1.000
4.600000	4.6		J	3.3	66	ug/kg	SBV11	SBV11-1.5	A2	P0		1.500
4.600000	4.6		J	2.8	56	ug/kg	SBV12	SBV112-1.5	A2	D		1.500
4.500000	4.5		J	2.9	59	ug/kg	SBI11	SBI11-5.0	A3	P0		5.000
4.500000	4.5		J	3.1	62	ug/kg	SBN01-T2	SBN01-T2-4.5	A2	P0		4.500
4.500000	4.5		J	3.1	62	ug/kg	SBP10	SBP10-15.0	A4	P0		15.000
4.500000	4.5		J	2.7	54	ug/kg	SBQ13-P1	SBQ13-P1-1.0	A5	P0		1.000
4.500000	4.5		J	3.2	65	ug/kg	SBS06-P1	SBS06-PS1-3.0	A2	P0		3.000
4.400000	4.4		J	2.5	51	ug/kg	SBL04	SBL04-0.5	A4	P0		0.500
4.400000	4.4		J	2.7	54	ug/kg	SBR05-P1	SBR05-P1-0.5	A2	P0		0.500
4.400000	4.4		J	2.6	53	ug/kg	SBT07-P1	SBT07-P1-1.0	A2	P0		1.000
4.400000	4.4		J	2.6	53	ug/kg	SBT13-P2	SBT13-P2-0.5	A5	P0		0.500
4.300000	4.3		J	2.6	52	ug/kg	SBG10-P1	SBG10-P1-1.0	A3	P0		1.000

Notes: Results sorted by: 1) parameter; 2) highest to lowest detected concentration; VQ - ABBL validation flag; LQ - lab qualifier; "J" - the result is an estimated quantity; "D" - analysis required dilution; "B" - analyte detected in blank; composite samples are indicated by the abbreviation "COMP". *The 2006 Tetra Tech results were converted from wet weight to dry weight based on depth-discrete average moisture content measured during ABBL's 2007 investigation (see report Section 1.4.3).

Table 3E
Cover Soil Analytical Results
Detected Polynuclear Aromatic Hydrocarbons

Cover Soil Report
Former CalCompact Landfill
Carson, California

Dry Wt. Conc.*	Reported Conc.*	VQ	LQ	MDL	PQL	Units	Boring ID	Sample ID	Landfill Cell	Primary (P0) or Dup (D)	Com-posite	Depth (ft bgs)
Indeno(1,2,3-c,d)pyrene												
4.300000	4.3		J	2.7	54	ug/kg	SBR05-P2	SBR05-P2-0.5	A2	P0		0.500
4.200000	4.2		J	2.9	58	ug/kg	SBN01	SBN01-2T1-2T2	A2	P0	COMP	0.000
4.200000	4.2		J	2.8	56	ug/kg	SBS13-P1	SBS13-PS1-4.0	A5	P0		4.000
4.100000	4.1		J	2.6	52	ug/kg	SBH10-P1	SBH10-P1-0.5	A3	P0		0.500
4.100000	4.1		J	2.6	52	ug/kg	SBH10-P1	SBH10-P1-1.0	A3	P0		1.000
4.100000	4.1		J	2.6	52	ug/kg	SBK04	SBK04-0.5	A4	P0		0.500
4.100000	4.1		J	3.0	60	ug/kg	SBP09	SBP09-24.5	A4	P0		24.500
4.100000	4.1		J	2.8	57	ug/kg	SBQ04-T1	SBQ04-T1-T2	A2	P0	COMP	0.000
4.000000	4.0		J	2.5	51	ug/kg	SBJ09	SBJ09-0.5	A3	P0		0.500
4.000000	4.0		J	2.6	52	ug/kg	SBM12	SBM12-0.5	A3	P0		0.500
4.000000	4.0		J	2.7	54	ug/kg	SBS06-P1	SBS06-P1-0.5	A2	P0		0.500
4.000000	4.0		J	2.6	52	ug/kg	SBU09	SBU09-0.5	A2	P0		0.500
3.900000	3.9		J	2.6	52	ug/kg	SBI12-P1	SBI12-P1-1.0	A3	P0		1.000
3.900000	3.9		J	2.6	53	ug/kg	SBL06	SBL06-0.5	A4	P0		0.500
3.900000	3.9		J	3.0	60	ug/kg	SBN04	SBN04-25.0	A2	P0		25.000
3.900000	3.9		J	3.1	62	ug/kg	SBS06-T2	SBS06-T2-7.5	A2	P0		7.500
3.900000	3.9		J	2.7	55	ug/kg	SBT07-T1	SBT07-T1-T2	A2	P0	COMP	0.000
3.900000	3.9		J	2.6	53	ug/kg	SBU09-P2	SBU09-P2-0.5	A2	P0		0.500
3.800000	3.8	J	J	2.8	56	ug/kg	SBQ04-P1	SBQ04-P1-1.0	A2	P0		1.000
3.700000	3.7	J	J	2.6	52	ug/kg	SBI09	SBI09-0.5	A3	P0		0.500
3.700000	3.7		J	3.0	60	ug/kg	SBP02-P1	SBP02-P1-1.0	A2	P0		1.000
3.600000	3.6		J	2.6	52	ug/kg	SBL05	SBL05-0.5	A4	P0		0.500
3.600000	3.6		J	2.8	56	ug/kg	SBN13-P1	SBN13-PS1-4.5	A5	P0		4.500
3.600000	3.6		J	2.7	54	ug/kg	SBP13-P1	SBP13-P1-1.0	A5	P0		1.000
3.500000	3.5		J	2.6	52	ug/kg	SBI12-P1	SBI12-P1-0.5	A3	P0		0.500
3.500000	3.5		J	2.6	52	ug/kg	SBR12	SBR112-0.5	A5	D		0.500
3.400000	3.4		J	2.6	52	ug/kg	SBF05	SBF05-0.5	A3	P0		0.500
3.400000	3.4		J	2.6	52	ug/kg	SBO13-P1	SBO13-P1-1.0	A5	P0		1.000
3.300000	3.3		J	2.6	52	ug/kg	SBS09	SBS09-0.5	A2	P0		0.500
3.300000	3.3		J	2.9	59	ug/kg	SBT12	SBT12-7.0	A5	P0		7.000
3.300000	3.3		J	2.6	53	ug/kg	SBV12	SBV12-0.5	A2	P0		0.500
3.200000	3.2		J	2.8	56	ug/kg	SBS06-P1	SBS06-P1-1.0	A2	P0		1.000
3.100000	3.1		J	2.6	53	ug/kg	SBV13-P1	SBV13-P1-0.5	A2	P0		0.500
3.000000	3.0		J	2.6	52	ug/kg	SBN13-P1	SBN13-P1-0.5	A5	P0		0.500
2.900000	2.9		J	2.6	52	ug/kg	SBH06	SBH106-0.5	A3	D		0.500
2.900000	2.9		J	2.8	56	ug/kg	SBT11	SBT11-5.0	A2	P0		5.000
2.900000	2.9		J	2.7	55	ug/kg	SBV13-P1	SBV13-P1-1.0	A2	P0		1.000
2.800000	2.8		J	2.6	52	ug/kg	SBL11	SBL11-0.5	A3	P0		0.500
2.800000	2.8		J	2.6	52	ug/kg	SBN13-P1	SBN13-P1-1.0	A5	P0		1.000
2.800000	2.8		J	2.6	53	ug/kg	SBT12	SBT12-0.5	A5	P0		0.500
2.700000	2.7		J	2.5	51	ug/kg	SBG09-P1	SBG09-P1-0.5	A3	P0		0.500
2.700000	2.7		J	2.6	52	ug/kg	SBJ10	SBJ110-0.5	A3	D		0.500
2.700000	2.7		J	2.6	52	ug/kg	SBP13-P2	SBP13-P2-0.5	A5	P0		0.500
2.600000	2.6		J	2.6	52	ug/kg	SBG10-P1	SBG10-P1-0.5	A3	P0		0.500
2.600000	2.6		J	2.6	52	ug/kg	SBH10	SBH10-0.5	A3	P0		0.500

Notes: Results sorted by: 1) parameter; 2) highest to lowest detected concentration; VQ - ABBL validation flag; LQ - lab qualifier; "J" - the result is an estimated quantity; "D" - analysis required dilution; "B" - analyte detected in blank; composite samples are indicated by the abbreviation "COMP". *The 2006 Tetra Tech results were converted from wet weight to dry weight based on depth-discrete average moisture content measured during ABBL's 2007 investigation (see report Section 1.4.3).

Table 3E
Cover Soil Analytical Results
Detected Polynuclear Aromatic Hydrocarbons

Cover Soil Report
Former CalCompact Landfill
Carson, California

Dry Wt. Conc.*	Reported Conc.*	VQ	LQ	MDL	PQL	Units	Boring ID	Sample ID	Landfill Cell	Primary (P0) or Dup (D)	Com-posite	Depth (ft bgs)
Indeno(1,2,3-c,d)pyrene												
2.600000	2.6		J	2.6	52	ug/kg	SBN07	SBN07-0.5	A4	P0		0.500
Naphthalene												
4700.000	4700	J	J	3200	6200	ug/kg	SBN07	SBN07-14.5	A4	P0		14.500
1400.000	1400			54	100	ug/kg	SBM11	SBM11-0.5	A3	P0		0.500
570.0000	570			29	57	ug/kg	SBL06	SBL06-4.5	A4	P0		4.500
0.539500	0.478			0.050	0.100	mg/kg	SBL01	A2-L1-SB12-7'-D	A2	P0		7.000
430.0000	430			27	53	ug/kg	SBO09	SBO09-0.5	A4	P0		0.500
360.0000	360			27	52	ug/kg	SBJ06	SBJ06-0.5	A4	P0		0.500
280.0000	280			29	56	ug/kg	SBJ04	SBJ04-7.0	A4	P0		7.000
230.0000	230			27	52	ug/kg	SBJ04	SBJ04-0.5	A4	P0		0.500
190.0000	190	J		27	52	ug/kg	SBG05	SBG105-0.5	A3	D		0.500
190.0000	190			27	53	ug/kg	SBP09	SBP09-0.5	A4	P0		0.500
160.0000	160			28	54	ug/kg	SBI04	SBI04-3.0	A4	P0		3.000
150.0000	150			27	53	ug/kg	SBT07-P1	SBT07-P1-0.5	A2	P0		0.500
140.0000	140			29	57	ug/kg	SBJ03	SBJ03-6.5	A4	P0		6.500
130.0000	130			27	53	ug/kg	SBI03	SBI03-0.5	A4	P0		0.500
130.0000	130			30	59	ug/kg	SBR09	SBR09-15.5	A2	P0		15.500
120.0000	120	J		27	52	ug/kg	SBH06	SBH106-0.5	A3	D		0.500
120.0000	120	J		27	52	ug/kg	SBI09	SBI09-0.5	A3	P0		0.500
120.0000	120			28	54	ug/kg	SBU09-P2	SBU09-P2-1.0	A2	P0		1.000
110.0000	110			27	52	ug/kg	SBO06	SBO06-0.5	A2	P0		0.500
100.0000	100			27	52	ug/kg	SBK11	SBK11-0.5	A3	P0		0.500
95.00000	95	J		27	52	ug/kg	SBH05	SBH105-0.5	A3	D		0.500
92.00000	92			27	52	ug/kg	SBM12	SBM12-0.5	A3	P0		0.500
89.00000	89			27	52	ug/kg	SBK03	SBK03-0.5	A4	P0		0.500
87.00000	87			32	62	ug/kg	SBT10	SBT10-6.5	A2	P0		6.500
84.00000	84			32	62	ug/kg	SBQ06	SBQ06-5.0	A2	P0		5.000
82.00000	82	J		32	61	ug/kg	SBO08	SBO08-10.0	A4	P0		10.000
79.00000	79			31	60	ug/kg	SBP04	SBP04-5.0	A2	P0		5.000
78.00000	78			27	53	ug/kg	SBN04	SBN04-0.5	A2	P0		0.500
77.00000	77			34	66	ug/kg	SBU09-T3	SBU09-T3-3.5	A2	P0		3.500
76.00000	76	J		32	62	ug/kg	SBG10-P1	SBG10-PS1-4.5	A3	P0		4.500
73.00000	73			30	58	ug/kg	SBJ03	SBJ03-3.0	A4	P0		3.000
72.00000	72			27	53	ug/kg	SBJ13-P1	SBJ113-P1-0.5	A3	D		0.500
70.00000	70	J		28	54	ug/kg	SBG09	SBG109-5.0	A3	D		5.000
69.00000	69			29	57	ug/kg	SBQ05	SBQ05-10.0	A2	P0		10.000
68.00000	68			28	53	ug/kg	SBT07-P1	SBT07-P1-1.0	A2	P0		1.000
63.00000	63		J	40	78	ug/kg	SBR10	SBR110-9.5	A5	D		9.500
62.00000	62			28	54	ug/kg	SBR05	SBR05-0.5	A2	P0		0.500
61.00000	61			28	53	ug/kg	SBJ13-P1	SBJ13-P1-1.0	A3	P0		1.000
59.00000	59	J		27	52	ug/kg	SBI08	SBI108-0.5	A3	D		0.500
59.00000	59			30	58	ug/kg	SBN11	SBN11-3.5	A5	P0		3.500
56.00000	56			27	53	ug/kg	SBJ13-P1	SBJ13-P1-0.5	A3	P0		0.500
54.00000	54		J	29	57	ug/kg	SBK05	SBK05-3.5'	A4	P0		3.500

Notes: Results sorted by: 1) parameter; 2) highest to lowest detected concentration; VQ - ABBL validation flag; LQ - lab qualifier; "J" - the result is an estimated quantity; "D" - analysis required dilution; "B" - analyte detected in blank; composite samples are indicated by the abbreviation "COMP". *The 2006 Tetra Tech results were converted from wet weight to dry weight based on depth-discrete average moisture content measured during ABBL's 2007 investigation (see report Section 1.4.3).

Table 3E
Cover Soil Analytical Results
Detected Polynuclear Aromatic Hydrocarbons

Cover Soil Report
Former CalCompact Landfill
Carson, California

Dry Wt. Conc.*	Reported Conc.*	VQ	LQ	MDL	PQL	Units	Boring ID	Sample ID	Landfill Cell	Primary (P0) or Dup (D)	Com-posite	Depth (ft bgs)
Naphthalene												
53.00000	53		J	28	54	ug/kg	SBR06	SBR06-0.5	A2	P0		0.500
52.00000	52		J	28	54	ug/kg	SBK13-P1	SBK13-P1-1.0	A3	P0		1.000
52.00000	52		J	43	82	ug/kg	SBR10	SBR10-9.5	A5	P0		9.500
51.00000	51		J	27	52	ug/kg	SBG06	SBG106-0.5	A3	D		0.500
51.00000	51		J	28	54	ug/kg	SBQ05	SBQ05-5.0	A2	P0		5.000
51.00000	51		J	28	54	ug/kg	SBV11-P1	SBV11-P1-1.0	A2	P0		1.000
51.00000	51		J	29	56	ug/kg	SBV11-P2	SBV11-P2-0.5	A2	P0		0.500
47.00000	47		J	27	52	ug/kg	SBJ10	SBJ10-0.5	A3	P0		0.500
47.00000	47		J	32	62	ug/kg	SBP10	SBP10-15.0	A4	P0		15.000
46.00000	46		J	27	53	ug/kg	SBK13-P1	SBK13-P1-0.5	A3	P0		0.500
45.00000	45		J	33	63	ug/kg	SBP06	SBP06-24.0	A2	P0		24.000
45.00000	45		J	27	52	ug/kg	SBV09-T4	SBV09-T4-2.0	A2	P0		2.000
44.00000	44	J	J	27	52	ug/kg	SBI09	SBI109-0.5	A3	D		0.500
44.00000	44		J	26	51	ug/kg	SBJ09	SBJ09-0.5	A3	P0		0.500
44.00000	44		J	30	58	ug/kg	SBP05	SBP05-10.0	A2	P0		10.000
43.00000	43		J	26	51	ug/kg	SBN06	SBN06-0.5	A4	P0		0.500
40.00000	40		J	27	52	ug/kg	SBL06	SBL106-0.5	A4	D		0.500
40.00000	40		J	29	56	ug/kg	SBP05	SBP05-15.0	A2	P0		15.000
39.00000	39		J	27	52	ug/kg	SBJ13-P2	SBJ13-P2-0.5	A3	P0		0.500
39.00000	39		J	32	62	ug/kg	SBM07	SBM07-5.0	A4	P0		5.000
39.00000	39		J	31	60	ug/kg	SBP02-P1	SBP02-P1-1.0	A2	P0		1.000
38.00000	38		J	28	53	ug/kg	SBK13-P1	SBK113-P1-1.0	A3	D		1.000
38.00000	38		J	28	53	ug/kg	SBV11-P1	SBV11-P1-0.5	A2	P0		0.500
37.00000	37		J	27	52	ug/kg	SBH10-P1	SBH10-P1-0.5	A3	P0		0.500
37.00000	37		J	26	51	ug/kg	SBI04	SBI04-0.5	A4	P0		0.500
37.00000	37		J	27	52	ug/kg	SBI12-P1	SBI12-P1-0.5	A3	P0		0.500
37.00000	37		J	27	53	ug/kg	SBL13-P1	SBL13-P1-1.0	A3	P0		1.000
37.00000	37		J	27	52	ug/kg	SBM13-P1	SBM13-P1-0.5	A3	P0		0.500
37.00000	37		J	27	52	ug/kg	SBP07	SBP07-0.5	A2	P0		0.500
37.00000	37		J	28	53	ug/kg	SBS08	SBS08-0.5	A2	P0		0.500
36.00000	36	J	J	27	52	ug/kg	SBG05	SBG05-0.5	A3	P0		0.500
36.00000	36		J	27	52	ug/kg	SBL05	SBL05-0.5	A4	P0		0.500
36.00000	36		J	28	54	ug/kg	SBV10-P1	SBV10-P1-0.5	A2	P0		0.500
35.00000	35		J	29	57	ug/kg	SBK03	SBK03-4.0	A4	P0		4.000
35.00000	35		J	28	53	ug/kg	SBQ05	SBQ05-0.5	A2	P0		0.500
34.00000	34		J	27	53	ug/kg	SBI11-P1	SBI11-P1-1.0	A3	P0		1.000
34.00000	34		J	27	52	ug/kg	SBO07	SBO07-0.5	A4	P0		0.500
34.00000	34		J	27	52	ug/kg	SBP06	SBP06-0.5	A2	P0		0.500
34.00000	34		J	27	53	ug/kg	SBP08	SBP08-0.5	A4	P0		0.500
34.00000	34		J	31	60	ug/kg	SBQ09	SBQ09-10.0	A4	P0		10.000
34.00000	34		J	32	61	ug/kg	SBT08	SBT08-5.0	A2	P0		5.000
33.00000	33		J	29	56	ug/kg	SBL05	SBL05-4.0	A4	P0		4.000
32.00000	32		J	32	61	ug/kg	SBIJ	SBIJ-PS-5.0	A3	P0	COMP	5.000
32.00000	32		J	27	53	ug/kg	SBL13-P1	SBL13-P1-0.5	A3	P0		0.500
32.00000	32		J	32	61	ug/kg	SBM13-P1	SBM13-PS1-5.0	A3	P0		5.000

Notes: Results sorted by: 1) parameter; 2) highest to lowest detected concentration; VQ - ABBL validation flag; LQ - lab qualifier; "J" - the result is an estimated quantity; "D" - analysis required dilution; "B" - analyte detected in blank; composite samples are indicated by the abbreviation "COMP". *The 2006 Tetra Tech results were converted from wet weight to dry weight based on depth-discrete average moisture content measured during ABBL's 2007 investigation (see report Section 1.4.3).

Table 3E
Cover Soil Analytical Results
Detected Polynuclear Aromatic Hydrocarbons

Cover Soil Report
Former CalCompact Landfill
Carson, California

Dry Wt. Conc.*	Reported Conc.*	VQ	LQ	MDL	PQL	Units	Boring ID	Sample ID	Landfill Cell	Primary (P0) or Dup (D)	Com-posite	Depth (ft bgs)
Naphthalene												
32.00000	32		J	30	58	ug/kg	SBV11-P2	SBV11-P2-1.0	A2	P0		1.000
31.00000	31		J	28	54	ug/kg	SBJ04	SBJ04-2.0	A4	P0		2.000
31.00000	31		J	27	52	ug/kg	SBR12	SBR112-0.5	A5	D		0.500
0.030900	0.026			0.010	0.020	mg/kg	SBH02	A1-H2-SB22-10'-D	A1	P0		10.000
30.00000	30		J	27	52	ug/kg	SBM13-P1	SBM113-P1-0.5	A3	D		0.500
30.00000	30		J	27	52	ug/kg	SBM13-P1	SBM13-P1-1.0	A3	P0		1.000
30.00000	30		J	29	57	ug/kg	SBQ09	SBQ09-15.0	A4	P0		15.000
30.00000	30		J	27	53	ug/kg	SBT08	SBT08-0.5	A2	P0		0.500
29.00000	29		J	27	52	ug/kg	SBS07	SBS07-0.5	A2	P0		0.500
29.00000	29		J	26	51	ug/kg	SBV10-T2	SBV10-T2-0.5	A2	P0		0.500
28.00000	28	J	J	27	52	ug/kg	SBH05	SBH05-0.5	A3	P0		0.500
28.00000	28		J	27	53	ug/kg	SBJ13-P2	SBJ13-P2-1.0	A3	P0		1.000
27.00000	27		J	27	52	ug/kg	SBI11-P1	SBI11-P1-0.5	A3	P0		0.500
27.00000	27		J	27	52	ug/kg	SBU12	SBU12-0.5	A2	P0		0.500
0.026400	0.022			0.010	0.020	mg/kg	SBA02	A1-A2-SB29-8'-D	A1	P0		8.000
0.019900	0.017		J	0.010	0.020	mg/kg	SBB03	A3-B3-SB31-5'-D-Dup	A3	D		5.000
Phenanthrene												
38000.00	38000	J		270	6200	ug/kg	SBN07	SBN07-14.5	A4	P0		14.500
0.957100	0.848			0.050	0.100	mg/kg	SBL01	A2-L1-SB12-7'-D	A2	P0		7.000
0.927700	0.770			0.010	0.020	mg/kg	SBJ01	A2-J1-SB10-4'-D-REP2	A2	P0		4.000
240.0000	240			2.5	58	ug/kg	SBO05	SBO05-15.0	A2	P0		15.000
240.0000	240			2.5	58	ug/kg	SBO06	SBO06-20.0	A2	P0		20.000
210.0000	210	J		2.5	59	ug/kg	SBO06	SBO06-15.0	A2	P0		15.000
200.0000	200			2.3	53	ug/kg	SBI03	SBI03-0.5	A4	P0		0.500
180.0000	180			2.2	52	ug/kg	SBR09	SBR09-0.5	A2	P0		0.500
170.0000	170	J		2.2	52	ug/kg	SBO10	SBO110-0.5	A4	D		0.500
130.0000	130			2.3	53	ug/kg	SBO09	SBO09-0.5	A4	P0		0.500
120.0000	120			2.4	57	ug/kg	SBL06	SBL06-4.5	A4	P0		4.500
110.0000	110			2.2	52	ug/kg	SBK11	SBK11-0.5	A3	P0		0.500
88.00000	88			2.2	52	ug/kg	SBJ06	SBJ06-0.5	A4	P0		0.500
88.00000	88		J	4.5	100	ug/kg	SBM11	SBM11-0.5	A3	P0		0.500
0.085300	0.071			0.010	0.020	mg/kg	SBA02	A1-A2-SB29-8'-D	A1	P0		8.000
85.00000	85			2.2	52	ug/kg	SBJ04	SBJ04-0.5	A4	P0		0.500
83.00000	83			2.3	53	ug/kg	SBS11	SBS11-0.5	A5	P0		0.500
81.00000	81			2.5	58	ug/kg	SBN11	SBN11-3.5	A5	P0		3.500
0.080800	0.068			0.010	0.020	mg/kg	SBH02	A1-H2-SB22-10'-D	A1	P0		10.000
68.00000	68			2.4	57	ug/kg	SBK05	SBK05-3.5'	A4	P0		3.500
0.063900	0.053			0.020	0.040	mg/kg	SBO03	A2-O3-SB44-4'-D	A2	P0		4.000
62.00000	62			2.7	62	ug/kg	SBQ06	SBQ06-5.0	A2	P0		5.000
60.00000	60	J		2.6	60	ug/kg	SBO04	SBO04-9.5	A2	P0		9.500
52.00000	52		J	2.3	53	ug/kg	SBP09	SBP09-0.5	A4	P0		0.500
0.049100	0.042	J		0.010	0.020	mg/kg	SBB03	A3-B3-SB31-5'-D-Dup	A3	D		5.000
49.00000	49		J	2.6	60	ug/kg	SBJ13-P2	SBJ13-PS2-8.5	A3	P0		8.500
0.048100	0.040			0.010	0.020	mg/kg	SBN02	A2-N2-SB16-8'-D	A2	P0		8.000

Notes: Results sorted by: 1) parameter; 2) highest to lowest detected concentration; VQ - ABBL validation flag; LQ - lab qualifier; "J" - the result is an estimated quantity; "D" - analysis required dilution; "B" - analyte detected in blank; composite samples are indicated by the abbreviation "COMP". *The 2006 Tetra Tech results were converted from wet weight to dry weight based on depth-discrete average moisture content measured during ABBL's 2007 investigation (see report Section 1.4.3).

Table 3E
Cover Soil Analytical Results
Detected Polynuclear Aromatic Hydrocarbons

Cover Soil Report
Former CalCompact Landfill
Carson, California

Dry Wt. Conc.*	Reported Conc.*	VQ	LQ	MDL	PQL	Units	Boring ID	Sample ID	Landfill Cell	Primary (P0) or Dup (D)	Com-posite	Depth (ft bgs)
Phenanthrene												
47.00000	47		J	2.2	52	ug/kg	SBG05	SBG105-0.5	A3	D		0.500
44.00000	44		J	2.7	62	ug/kg	SBG10-P1	SBG10-PS1-4.5	A3	P0		4.500
44.00000	44		J	2.4	56	ug/kg	SBP10	SBP10-5.0	A4	P0		5.000
0.043800	0.042			0.020	0.040	mg/kg	SBM03	A2-M3-SB42-0.5'-D	A2	P0		0.500
42.00000	42		J	2.5	58	ug/kg	SBO01-P1	SBO01-PS1-4.5	A2	P0		4.500
40.00000	40		J	2.3	53	ug/kg	SBN04	SBN04-0.5	A2	P0		0.500
40.00000	40		J	2.4	57	ug/kg	SBQ05	SBQ05-10.0	A2	P0		10.000
39.00000	39		J	2.2	52	ug/kg	SBK03	SBK03-0.5	A4	P0		0.500
38.00000	38		J	22	520	ug/kg	SBK07	SBK07-0.5	A4	P0		0.500
38.00000	38		J	2.3	54	ug/kg	SBQ05	SBQ05-5.0	A2	P0		5.000
37.00000	37		J	2.2	52	ug/kg	SBS10	SBS10-0.5	A2	P0		0.500
36.00000	36		J	2.2	52	ug/kg	SBN12	SBN12-0.5	A5	P0		0.500
35.00000	35		J	2.5	58	ug/kg	SBJ03	SBJ03-3.0	A4	P0		3.000
34.00000	34		J	2.2	52	ug/kg	SBO06	SBO06-0.5	A2	P0		0.500
31.00000	31		J	2.2	52	ug/kg	SBH05	SBH105-0.5	A3	D		0.500
31.00000	31		J	2.3	53	ug/kg	SBP08	SBP08-0.5	A4	P0		0.500
29.00000	29		J	2.2	52	ug/kg	SBQ08	SBQ08-0.5	A2	P0		0.500
29.00000	29		J	2.3	53	ug/kg	SBT07-P1	SBT07-P1-0.5	A2	P0		0.500
26.00000	26		J	2.2	52	ug/kg	SBI08	SBI108-0.5	A3	D		0.500
26.00000	26		J	2.3	53	ug/kg	SBQ05	SBQ05-0.5	A2	P0		0.500
25.00000	25		J	2.2	52	ug/kg	SBM05	SBM05-0.5	A4	P0		0.500
24.00000	24		J	2.2	52	ug/kg	SBH08	SBH08-0.5	A3	P0		0.500
24.00000	24		J	2.7	62	ug/kg	SBV11	SBV11-6.0	A2	P0		6.000
23.00000	23		J	2.5	58	ug/kg	SBH10	SBH10-5.0	A3	P0		5.000
22.00000	22		J	2.6	60	ug/kg	SBP04	SBP04-5.0	A2	P0		5.000
0.021000	0.018		J	0.010	0.020	mg/kg	SBD03	A3-D3-SB33-5'-D	A3	P0		5.000
21.00000	21		J	2.6	60	ug/kg	SBH09	SBH09-14.0	A3	P0		14.000
0.019900	0.017		J	0.010	0.020	mg/kg	SBC03	A3-C3-SB32-5'-D	A3	P0		5.000
19.00000	19		J	2.8	66	ug/kg	SBFG	SBFG-PS-5.0	A3	P0	COMP	5.000
19.00000	19		J	2.2	51	ug/kg	SBO05	SBO05-0.5	A2	P0		0.500
18.00000	18		J	2.6	60	ug/kg	SBO07	SBO07-10.0	A4	P0		10.000
18.00000	18		J	2.4	56	ug/kg	SBP05	SBP05-15.0	A2	P0		15.000
18.00000	18		J	2.3	54	ug/kg	SBQ13-P1	SBQ13-P1-1.0	A5	P0		1.000
18.00000	18		J	2.2	51	ug/kg	SBU09-T3	SBU09-T3-0.5	A2	P0		0.500
17.00000	17		J	2.2	52	ug/kg	SBJ11	SBJ11-0.5	A3	P0		0.500
17.00000	17		J	2.3	53	ug/kg	SBJ13-P1	SBJ113-P1-0.5	A3	D		0.500
17.00000	17		J	2.2	51	ug/kg	SBN05	SBN05-0.5	A2	P0		0.500
0.016700	0.016		J	0.010	0.020	mg/kg	SBG01	A1-G1-SB7-0.5'-D	A1	P0		0.500
16.00000	16		J	2.2	51	ug/kg	SBI07	SBI07-0.5	A3	P0		0.500
0.015800	0.014		J	0.010	0.020	mg/kg	SBD02	A1-D2-SB26-7'-D	A1	P0		7.000
15.00000	15		J	2.2	52	ug/kg	SBJ03	SBJ03-0.5	A4	P0		0.500
15.00000	15		J	2.2	52	ug/kg	SBL06	SBL106-0.5	A4	D		0.500
15.00000	15		J	2.2	52	ug/kg	SBN10	SBN10-0.5	A4	P0		0.500
15.00000	15		J	2.2	52	ug/kg	SBO07	SBO07-0.5	A4	P0		0.500
15.00000	15		J	2.5	58	ug/kg	SBP05	SBP05-10.0	A2	P0		10.000

Notes: Results sorted by: 1) parameter; 2) highest to lowest detected concentration; VQ - ABBL validation flag; LQ - lab qualifier; "J" - the result is an estimated quantity; "D" - analysis required dilution; "B" - analyte detected in blank; composite samples are indicated by the abbreviation "COMP". *The 2006 Tetra Tech results were converted from wet weight to dry weight based on depth-discrete average moisture content measured during ABBL's 2007 investigation (see report Section 1.4.3).

Table 3E
Cover Soil Analytical Results
Detected Polynuclear Aromatic Hydrocarbons

Cover Soil Report
Former CalCompact Landfill
Carson, California

Dry Wt. Conc.*	Reported Conc.*	VQ	LQ	MDL	PQL	Units	Boring ID	Sample ID	Landfill Cell	Primary (P0) or Dup (D)	Com-posite	Depth (ft bgs)
Phenanthrene												
15.00000	15		J	2.3	53	ug/kg	SBS08	SBS08-0.5	A2	P0		0.500
15.00000	15		J	2.4	55	ug/kg	SBV13-P1	SBV13-P1-1.0	A2	P0		1.000
14.00000	14		J	2.3	53	ug/kg	SBJ13-P1	SBJ13-P1-1.0	A3	P0		1.000
14.00000	14		J	2.3	53	ug/kg	SBM13-P2	SBM13-P2-1.0	A5	P0		1.000
14.00000	14		J	2.6	60	ug/kg	SBN04	SBN04-25.0	A2	P0		25.000
13.00000	13		J	2.2	52	ug/kg	SBG06	SBG106-0.5	A3	D		0.500
13.00000	13		J	2.2	51	ug/kg	SBI04	SBI04-0.5	A4	P0		0.500
13.00000	13		J	2.3	53	ug/kg	SBJ07	SBJ07-0.5	A4	P0		0.500
13.00000	13		J	2.2	51	ug/kg	SBL04	SBL04-0.5	A4	P0		0.500
13.00000	13	J	J	2.6	61	ug/kg	SBO08	SBO08-10.0	A4	P0		10.000
13.00000	13		J	2.7	63	ug/kg	SBR07	SBR07-6.0	A2	P0		6.000
12.00000	12		J	2.4	56	ug/kg	SBL05	SBL05-4.0	A4	P0		4.000
12.00000	12		J	2.3	54	ug/kg	SBR06	SBR06-0.5	A2	P0		0.500
12.00000	12		J	2.5	59	ug/kg	SBT12	SBT12-7.0	A5	P0		7.000
12.00000	12		J	3.1	71	ug/kg	SBT13-P2	SBT13-PS2-15.0	A5	P0		15.000
12.00000	12		J	2.2	51	ug/kg	SBU09-T2	SBU09-T2-0.5	A2	P0		0.500
12.00000	12		J	2.8	66	ug/kg	SBU09-T3	SBU09-T3-3.5	A2	P0		3.500
12.00000	12		J	2.2	51	ug/kg	SBV10-T1	SBV10-T1-0.5	A2	P0		0.500
11.00000	11		J	2.5	59	ug/kg	SBI03	SBI03-4.0	A4	P0		4.000
11.00000	11		J	2.2	52	ug/kg	SBI09	SBI09-0.5	A3	P0		0.500
11.00000	11		J	2.2	52	ug/kg	SBK05	SBK05-0.5	A4	P0		0.500
11.00000	11		J	2.2	52	ug/kg	SBM13-P1	SBM13-P1-0.5	A3	P0		0.500
11.00000	11		J	2.3	54	ug/kg	SBN08	SBN08-5.0	A4	P0		5.000
11.00000	11		J	2.6	60	ug/kg	SBN10	SBN10-9.0	A4	P0		9.000
11.00000	11		J	2.2	52	ug/kg	SBR11	SBR11-0.5	A5	P0		0.500
11.00000	11		J	2.2	52	ug/kg	SBR13-P1	SBR13-P1-0.5	A5	P0		0.500
10.00000	10		J	2.2	52	ug/kg	SBF06-P1	SBF06-P1-0.5	A3	P0		0.500
10.00000	10		J	2.3	53	ug/kg	SBJ13-P1	SBJ13-P1-0.5	A3	P0		0.500
10.00000	10		J	2.3	53	ug/kg	SBK13-P1	SBK113-P1-1.0	A3	D		1.000
10.00000	10		J	2.3	54	ug/kg	SBK13-P1	SBK13-P1-1.0	A3	P0		1.000
10.00000	10		J	2.2	52	ug/kg	SBM13-P1	SBM13-P1-1.0	A3	P0		1.000
10.00000	10		J	2.4	57	ug/kg	SBP05	SBP105-10.0	A2	D		10.000
10.00000	10		J	2.7	63	ug/kg	SBP06	SBP06-24.0	A2	P0		24.000
10.00000	10		J	2.2	52	ug/kg	SBP07	SBP07-0.5	A2	P0		0.500
10.00000	10		J	2.3	53	ug/kg	SBU09-T1	SBU09-T1-0.5	A2	P0		0.500
10.00000	10		J	2.2	52	ug/kg	SBV09-T4	SBV09-T4-2.0	A2	P0		2.000
9.800000	9.8		J	2.2	51	ug/kg	SBL12	SBL12-0.5	A3	P0		0.500
9.800000	9.8		J	2.3	54	ug/kg	SBR05	SBR05-0.5	A2	P0		0.500
9.800000	9.8		J	2.3	54	ug/kg	SBV10-P1	SBV10-P1-0.5	A2	P0		0.500
9.700000	9.7		J	2.2	51	ug/kg	SBJ09	SBJ09-0.5	A3	P0		0.500
9.600000	9.6		J	2.3	54	ug/kg	SBT13-P2	SBT13-P2-1.0	A5	P0		1.000
9.500000	9.5		J	2.2	52	ug/kg	SBF07-P1	SBF107-P1-0.5	A3	D		0.500
9.500000	9.5		J	2.3	53	ug/kg	SBL13-P1	SBL13-P1-0.5	A3	P0		0.500
9.200000	9.2		J	2.2	52	ug/kg	SBJ13-P2	SBJ13-P2-0.5	A3	P0		0.500
9.200000	9.2		J	2.3	53	ug/kg	SBK13-P1	SBK13-P1-0.5	A3	P0		0.500

Notes: Results sorted by: 1) parameter; 2) highest to lowest detected concentration; VQ - ABBL validation flag; LQ - lab qualifier; "J" - the result is an estimated quantity; "D" - analysis required dilution; "B" - analyte detected in blank; composite samples are indicated by the abbreviation "COMP". *The 2006 Tetra Tech results were converted from wet weight to dry weight based on depth-discrete average moisture content measured during ABBL's 2007 investigation (see report Section 1.4.3).

Table 3E
Cover Soil Analytical Results
Detected Polynuclear Aromatic Hydrocarbons

Cover Soil Report
Former CalCompact Landfill
Carson, California

Dry Wt. Conc.*	Reported Conc.*	VQ	LQ	MDL	PQL	Units	Boring ID	Sample ID	Landfill Cell	Primary (P0) or Dup (D)	Com-posite	Depth (ft bgs)
Phenanthrene												
9.100000	9.1		J	2.3	54	ug/kg	SBM04	SBM04-0.5	A2	P0		0.500
9.100000	9.1		J	2.4	55	ug/kg	SBM04	SBM104-0.5	A2	D		0.500
9.000000	9.0		J	2.2	52	ug/kg	SBG09-P1	SBG09-P1-1.0	A3	P0		1.000
8.900000	8.9		J	2.2	51	ug/kg	SBM13-P2	SBM13-P2-0.5	A5	P0		0.500
8.900000	8.9		J	2.3	53	ug/kg	SBT13-P2	SBT13-P2-0.5	A5	P0		0.500
8.900000	8.9		J	2.3	54	ug/kg	SBV11-P1	SBV11-P1-1.0	A2	P0		1.000
8.700000	8.7		J	2.2	52	ug/kg	SBM07	SBM07-0.5	A4	P0		0.500
8.600000	8.6		J	2.3	54	ug/kg	SBF08-P1	SBF08-P1-0.5	A3	P0		0.500
8.500000	8.5		J	2.7	62	ug/kg	SBM07	SBM07-5.0	A4	P0		5.000
8.400000	8.4		J	2.8	65	ug/kg	SBH10-P1	SBH10-PS1-5.0	A3	P0		5.000
8.400000	8.4		J	2.2	52	ug/kg	SBM13-P1	SBM113-P1-0.5	A3	D		0.500
8.400000	8.4		J	2.6	60	ug/kg	SBQ07	SBQ07-5.0	A2	P0		5.000
8.400000	8.4		J	2.7	63	ug/kg	SBS09	SBS09-3.5	A2	P0		3.500
8.300000	8.3		J	2.2	52	ug/kg	SBF07-P1	SBF07-P1-0.5	A3	P0		0.500
8.300000	8.3		J	2.2	52	ug/kg	SBQ07	SBQ07-0.5	A2	P0		0.500
8.200000	8.2		J	2.4	56	ug/kg	SBJ04	SBJ04-7.0	A4	P0		7.000
8.100000	8.1		J	2.4	55	ug/kg	SBQ03-P1	SBQ03-P1-1.0	A2	P0		1.000
8.100000	8.1		J	2.2	52	ug/kg	SBV09-T3	SBV09-T3-0.5	A2	P0		0.500
8.000000	8.0		J	2.2	52	ug/kg	SBG05	SBG05-0.5	A3	P0		0.500
7.800000	7.8		J	2.2	52	ug/kg	SBG06	SBG06-0.5	A3	P0		0.500
7.700000	7.7		J	2.3	53	ug/kg	SBJ13-P2	SBJ13-P2-1.0	A3	P0		1.000
7.700000	7.7		J	2.3	53	ug/kg	SBT12	SBT12-0.5	A5	P0		0.500
7.600000	7.6		J	2.2	52	ug/kg	SBI12-P1	SBI12-P1-0.5	A3	P0		0.500
7.500000	7.5		J	2.2	52	ug/kg	SBF05	SBF05-0.5	A3	P0		0.500
7.300000	7.3		J	2.2	52	ug/kg	SBJ08	SBJ08-0.5	A3	P0		0.500
7.200000	7.2		J	2.3	53	ug/kg	SBL06	SBL06-0.5	A4	P0		0.500
7.200000	7.2		J	2.2	52	ug/kg	SBL07	SBL07-0.5	A4	P0		0.500
7.200000	7.2		J	2.3	53	ug/kg	SBL13-P1	SBL13-P1-1.0	A3	P0		1.000
7.200000	7.2		J	3.0	68	ug/kg	SBR06	SBR06-9.0	A2	P0		9.000
7.200000	7.2		J	2.3	54	ug/kg	SBS06-P2	SBS06-P2-0.5	A2	P0		0.500
7.100000	7.1		J	2.2	52	ug/kg	SBH07	SBH07-0.5	A3	P0		0.500
7.100000	7.1		J	2.2	52	ug/kg	SBH10-P1	SBH10-P1-0.5	A3	P0		0.500
7.100000	7.1		J	2.2	52	ug/kg	SBT11	SBT11-0.5	A2	P0		0.500
7.100000	7.1		J	2.6	60	ug/kg	SBU09	SBU09-13.0	A2	P0		13.000
7.000000	7.0		J	2.2	52	ug/kg	SBF08-P1	SBF08-P1-1.0	A3	P0		1.000
6.900000	6.9		J	2.2	52	ug/kg	SBF05-P2	SBF05-P2-1.0	A3	P0		1.000
6.900000	6.9		J	2.2	52	ug/kg	SBP04	SBP04-0.5	A2	P0		0.500
6.900000	6.9		J	2.6	60	ug/kg	SBQ09	SBQ09-10.0	A4	P0		10.000
6.900000	6.9		J	2.3	53	ug/kg	SBU13-P1	SBU13-P1-0.5	A2	P0		0.500
6.900000	6.9		J	2.3	53	ug/kg	SBV13-P1	SBV13-P1-0.5	A2	P0		0.500
6.800000	6.8		J	2.3	53	ug/kg	SBI11-P1	SBI11-P1-1.0	A3	P0		1.000
6.800000	6.8		J	2.2	52	ug/kg	SBJ10	SBJ110-0.5	A3	D		0.500
6.800000	6.8		J	2.2	52	ug/kg	SBP05	SBP05-0.5	A2	P0		0.500
6.700000	6.7		J	2.2	52	ug/kg	SBI12-P1	SBI12-P1-1.0	A3	P0		1.000
6.700000	6.7		J	2.3	54	ug/kg	SBP13-P1	SBP13-P1-1.0	A5	P0		1.000

Notes: Results sorted by: 1) parameter; 2) highest to lowest detected concentration; VQ - ABBL validation flag; LQ - lab qualifier; "J" - the result is an estimated quantity; "D" - analysis required dilution; "B" - analyte detected in blank; composite samples are indicated by the abbreviation "COMP". *The 2006 Tetra Tech results were converted from wet weight to dry weight based on depth-discrete average moisture content measured during ABBL's 2007 investigation (see report Section 1.4.3).

Table 3E
Cover Soil Analytical Results
Detected Polynuclear Aromatic Hydrocarbons

Cover Soil Report
Former CalCompact Landfill
Carson, California

Dry Wt. Conc.*	Reported Conc.*	VQ	LQ	MDL	PQL	Units	Boring ID	Sample ID	Landfill Cell	Primary (P0) or Dup (D)	Com-posite	Depth (ft bgs)
Phenanthrene												
6.700000	6.7		J	2.3	54	ug/kg	SBS06	SBS06-0.5	A2	P0		0.500
6.700000	6.7		J	2.2	52	ug/kg	SBU12	SBU12-0.5	A2	P0		0.500
6.600000	6.6		J	2.2	52	ug/kg	SBJ09	SBJ109-0.5	A3	D		0.500
6.600000	6.6	J	J	2.3	53	ug/kg	SBO10	SBO10-0.5	A4	P0		0.500
6.600000	6.6		J	2.3	53	ug/kg	SBO12	SBO12-0.5	A5	P0		0.500
6.500000	6.5		J	2.3	53	ug/kg	SBT08	SBT08-0.5	A2	P0		0.500
6.400000	6.4		J	2.3	54	ug/kg	SBV11	SBV11-0.5	A2	P0		0.500
6.400000	6.4		J	2.3	53	ug/kg	SBV11-P1	SBV11-P1-0.5	A2	P0		0.500
6.400000	6.4		J	2.5	58	ug/kg	SBV11-P2	SBV11-P2-1.0	A2	P0		1.000
6.300000	6.3		J	2.2	52	ug/kg	SBG08-P1	SBG08-P1-1.0	A3	P0		1.000
6.300000	6.3		J	2.3	53	ug/kg	SBR10	SBR10-0.5	A5	P0		0.500
6.200000	6.2		J	2.4	57	ug/kg	SBK03	SBK03-4.0	A4	P0		4.000
6.200000	6.2		J	2.2	52	ug/kg	SBP13-P2	SBP13-P2-0.5	A5	P0		0.500
6.100000	6.1		J	2.3	54	ug/kg	SBJ04	SBJ04-2.0	A4	P0		2.000
6.100000	6.1		J	2.2	52	ug/kg	SBJ10	SBJ10-0.5	A3	P0		0.500
6.100000	6.1		J	2.2	52	ug/kg	SBL11	SBL11-0.5	A3	P0		0.500
6.000000	6.0		J	2.2	52	ug/kg	SBF07-P1	SBF07-P1-1.0	A3	P0		1.000
6.000000	6.0		J	2.2	52	ug/kg	SBO12	SBO112-0.5	A5	D		0.500
6.000000	6.0		J	2.4	57	ug/kg	SBP08	SBP08-20.0	A4	P0		20.000
6.000000	6.0		J	2.4	55	ug/kg	SBU09-P1	SBU09-P1-1.0	A2	P0		1.000
5.900000	5.9		J	2.2	52	ug/kg	SBL05	SBL05-0.5	A4	P0		0.500
5.900000	5.9		J	2.5	59	ug/kg	SBM05	SBM05-5.0	A4	P0		5.000
5.900000	5.9		J	2.6	60	ug/kg	SBP02-P1	SBP02-P1-1.0	A2	P0		1.000
5.900000	5.9		J	2.3	53	ug/kg	SBT08-P1	SBT08-P1-0.5	A2	P0		0.500
5.800000	5.8		J	2.2	52	ug/kg	SBF07-P1	SBF107-P1-1.0	A3	D		1.000
5.800000	5.8		J	2.4	56	ug/kg	SBL06	SBL06-2.0	A4	P0		2.000
5.800000	5.8		J	2.2	52	ug/kg	SBO04	SBO04-0.5	A2	P0		0.500
5.700000	5.7		J	2.2	51	ug/kg	SBG08-P1	SBG08-P1-0.5	A3	P0		0.500
5.700000	5.7		J	2.2	52	ug/kg	SBG10-P1	SBG10-P1-1.0	A3	P0		1.000
5.700000	5.7		J	2.6	61	ug/kg	SBO07	SBO07-19.5	A4	P0		19.500
5.700000	5.7		J	2.2	52	ug/kg	SBO13-P1	SBO13-P1-1.0	A5	P0		1.000
5.700000	5.7		J	2.3	54	ug/kg	SBP12	SBP12-0.5	A5	P0		0.500
5.700000	5.7		J	2.4	55	ug/kg	SBR05-P2	SBR105-P2-1.0	A2	D		1.000
5.600000	5.6		J	2.2	52	ug/kg	SBE03-P1	SBE03-P1-1.0	A3	P0		1.000
5.600000	5.6		J	2.2	52	ug/kg	SBH10-P1	SBH10-P1-1.0	A3	P0		1.000
5.600000	5.6		J	2.2	51	ug/kg	SBK12	SBK12-7.0	A3	P0		7.000
5.600000	5.6		J	2.7	62	ug/kg	SBM06	SBM06-4.5	A4	P0		4.500
5.600000	5.6		J	2.2	52	ug/kg	SBN11	SBN11-0.5	A5	P0		0.500
5.600000	5.6		J	2.2	52	ug/kg	SBS12	SBS12-0.5	A5	P0		0.500
5.600000	5.6		J	2.4	56	ug/kg	SBV11-P2	SBV11-P2-0.5	A2	P0		0.500
5.500000	5.5		J	2.2	52	ug/kg	SBH10	SBH10-0.5	A3	P0		0.500
5.500000	5.5		J	2.3	53	ug/kg	SBP13-P2	SBP13-P2-1.0	A5	P0		1.000
5.500000	5.5		J	2.7	62	ug/kg	SBR07	SBR07-8.0	A2	P0		8.000
5.500000	5.5		J	2.3	54	ug/kg	SBR12	SBR12-0.5	A5	P0		0.500
5.400000	5.4		J	2.2	52	ug/kg	SBH05	SBH05-0.5	A3	P0		0.500

Notes: Results sorted by: 1) parameter; 2) highest to lowest detected concentration; VQ - ABBL validation flag; LQ - lab qualifier; "J" - the result is an estimated quantity; "D" - analysis required dilution; "B" - analyte detected in blank; composite samples are indicated by the abbreviation "COMP". *The 2006 Tetra Tech results were converted from wet weight to dry weight based on depth-discrete average moisture content measured during ABBL's 2007 investigation (see report Section 1.4.3).

Table 3E
Cover Soil Analytical Results
Detected Polynuclear Aromatic Hydrocarbons

Cover Soil Report
Former CalCompact Landfill
Carson, California

Dry Wt. Conc.*	Reported Conc.*	VQ	LQ	MDL	PQL	Units	Boring ID	Sample ID	Landfill Cell	Primary (P0) or Dup (D)	Com-posite	Depth (ft bgs)
Phenanthrene												
5.400000	5.4		J	2.2	51	ug/kg	SBI08	SBI08-0.5	A3	P0		0.500
5.400000	5.4		J	2.2	51	ug/kg	SBK12	SBK12-0.5	A3	P0		0.500
5.400000	5.4		J	2.2	52	ug/kg	SBS07	SBS07-0.5	A2	P0		0.500
5.400000	5.4		J	2.3	53	ug/kg	SBV12	SBV12-0.5	A2	P0		0.500
5.300000	5.3		J	2.2	51	ug/kg	SBF06-P1	SBF06-P1-1.0	A3	P0		1.000
5.300000	5.3		J	2.2	52	ug/kg	SBO13-P1	SBO113-P1-1.0	A5	D		1.000
5.300000	5.3		J	2.2	52	ug/kg	SBP06	SBP06-0.5	A2	P0		0.500
5.300000	5.3		J	2.2	52	ug/kg	SBT10	SBT10-0.5	A2	P0		0.500
5.200000	5.2		J	2.2	52	ug/kg	SBI11-P1	SBI11-P1-0.5	A3	P0		0.500
5.200000	5.2		J	2.6	60	ug/kg	SBO09	SBO09-5.0	A4	P0		5.000
5.100000	5.1		J	2.2	52	ug/kg	SBR12	SBR112-0.5	A5	D		0.500
5.100000	5.1		J	2.4	56	ug/kg	SBS06-P1	SBS06-P1-1.0	A2	P0		1.000
5.000000	5.0		J	2.2	51	ug/kg	SBG09-P1	SBG09-P1-0.5	A3	P0		0.500
5.000000	5.0		J	2.5	59	ug/kg	SBI11	SBI11-5.0	A3	P0		5.000
5.000000	5.0		J	2.3	54	ug/kg	SBR05-P2	SBR05-P2-1.0	A2	P0		1.000
5.000000	5.0		J	2.5	59	ug/kg	SBR09	SBR09-15.5	A2	P0		15.500
4.900000	4.9		J	2.3	53	ug/kg	SBQ11	SBQ11-0.5	A5	P0		0.500
4.800000	4.8		J	2.2	52	ug/kg	SBF05-P1	SBF05-P1-1.0	A3	P0		1.000
4.800000	4.8		J	2.2	52	ug/kg	SBP04	SBP104-0.5	A2	D		0.500
4.800000	4.8		J	2.6	60	ug/kg	SBP09	SBP09-24.5	A4	P0		24.500
4.800000	4.8		J	2.3	53	ug/kg	SBQ13-P1	SBQ13-P1-0.5	A5	P0		0.500
4.800000	4.8		J	2.3	54	ug/kg	SBS06-P1	SBS06-P1-0.5	A2	P0		0.500
4.800000	4.8		J	2.2	51	ug/kg	SBS07	SBS107-0.5	A2	D		0.500
4.800000	4.8		J	2.2	52	ug/kg	SBT13-P1	SBT13-P1-0.5	A5	P0		0.500
4.700000	4.7		J	2.2	52	ug/kg	SBF05-P2	SBF05-P2-0.5	A3	P0		0.500
4.700000	4.7		J	2.3	53	ug/kg	SBP13-P1	SBP13-P1-0.5	A5	P0		0.500
4.700000	4.7		J	2.3	53	ug/kg	SBQ06	SBQ06-0.5	A2	P0		0.500
4.700000	4.7		J	2.3	53	ug/kg	SBU09-P2	SBU09-P2-0.5	A2	P0		0.500
4.600000	4.6		J	2.2	52	ug/kg	SBE03-P1	SBE03-P1-0.5	A3	P0		0.500
4.600000	4.6		J	2.2	52	ug/kg	SBI05	SBI05-0.5	A4	P0		0.500
4.600000	4.6		J	2.3	54	ug/kg	SBR05-P2	SBR05-P2-0.5	A2	P0		0.500
4.600000	4.6		J	2.3	54	ug/kg	SBU13-P1	SBU13-P1-1.0	A2	P0		1.000
4.500000	4.5		J	2.2	52	ug/kg	SBG10-P1	SBG10-P1-0.5	A3	P0		0.500
4.500000	4.5		J	2.2	52	ug/kg	SBK04	SBK04-0.5	A4	P0		0.500
4.500000	4.5		J	2.2	52	ug/kg	SBM08	SBM08-0.5	A4	P0		0.500
4.500000	4.5		J	2.7	62	ug/kg	SBP10	SBP10-15.0	A4	P0		15.000
4.500000	4.5		J	2.3	54	ug/kg	SBU09-P2	SBU09-P2-1.0	A2	P0		1.000
4.500000	4.5		J	2.2	52	ug/kg	SBU10	SBU10-0.5	A2	P0		0.500
4.300000	4.3		J	2.2	52	ug/kg	SBH09	SBH09-0.5	A3	P0		0.500
4.300000	4.3		J	2.2	52	ug/kg	SBL10	SBL10-0.5	A4	P0		0.500
4.300000	4.3		J	2.2	52	ug/kg	SBU09	SBU09-0.5	A2	P0		0.500
4.300000	4.3		J	2.3	53	ug/kg	SBV09-T1	SBV09-T1-0.5	A2	P0		0.500
4.300000	4.3		J	2.3	53	ug/kg	SBV09-T2	SBV09-T2-0.5	A2	P0		0.500
4.300000	4.3		J	2.2	51	ug/kg	SBV10-T2	SBV10-T2-0.5	A2	P0		0.500
4.200000	4.2		J	2.2	52	ug/kg	SBK10	SBK10-0.5	A3	P0		0.500

Notes: Results sorted by: 1) parameter; 2) highest to lowest detected concentration; VQ - ABBL validation flag; LQ - lab qualifier; "J" - the result is an estimated quantity; "D" - analysis required dilution; "B" - analyte detected in blank; composite samples are indicated by the abbreviation "COMP". *The 2006 Tetra Tech results were converted from wet weight to dry weight based on depth-discrete average moisture content measured during ABBL's 2007 investigation (see report Section 1.4.3).

Table 3E
Cover Soil Analytical Results
Detected Polynuclear Aromatic Hydrocarbons

Cover Soil Report
Former CalCompact Landfill
Carson, California

Dry Wt. Conc.*	Reported Conc.*	VQ	LQ	MDL	PQL	Units	Boring ID	Sample ID	Landfill Cell	Primary (P0) or Dup (D)	Com-posite	Depth (ft bgs)
Phenanthrene												
4.200000	4.2		J	2.4	55	ug/kg	SBP06	SBP06-10.0	A2	P0		10.000
4.200000	4.2		J	2.3	54	ug/kg	SBQ04-P1	SBQ04-P1-0.5	A2	P0		0.500
4.200000	4.2		J	2.2	52	ug/kg	SBR07	SBR07-0.5	A2	P0		0.500
4.100000	4.1		J	2.6	61	ug/kg	SBF08-P1	SBF08-PS1-6.5	A3	P0		6.500
4.100000	4.1		J	2.7	62	ug/kg	SBL04	SBL04-4.0	A4	P0		4.000
4.100000	4.1		J	2.6	60	ug/kg	SBO07	SBO07-15.0	A4	P0		15.000
4.100000	4.1		J	2.3	54	ug/kg	SBP12	SBP112-0.5	A5	D		0.500
4.100000	4.1		J	2.7	62	ug/kg	SBS06-T2	SBS06-T2-7.5	A2	P0		7.500
4.100000	4.1		J	2.2	52	ug/kg	SBU11	SBU11-0.5	A2	P0		0.500
4.000000	4.0		J	2.7	62	ug/kg	SBO10	SBO10-10.0	A4	P0		10.000
4.000000	4.0		J	2.3	54	ug/kg	SBP05	SBP05-5.0	A2	P0		5.000
4.000000	4.0		J	2.3	54	ug/kg	SBP06	SBP06-5.0	A2	P0		5.000
4.000000	4.0		J	2.3	53	ug/kg	SBT07-P1	SBT07-P1-1.0	A2	P0		1.000
3.900000	3.9		J	2.2	52	ug/kg	SBG09	SBG09-0.5	A3	P0		0.500
3.800000	3.8		J	2.2	52	ug/kg	SBJ12	SBJ12-0.5	A3	P0		0.500
3.800000	3.8		J	2.4	56	ug/kg	SBN08	SBN108-5.0	A4	D		5.000
3.800000	3.8		J	2.2	51	ug/kg	SBO13-P1	SBO13-P1-0.5	A5	P0		0.500
3.800000	3.8		J	2.6	61	ug/kg	SBS07	SBS07-10.0	A2	P0		10.000
3.700000	3.7		J	2.4	56	ug/kg	SBO09	SBO09-15.0	A4	P0		15.000
3.700000	3.7		J	2.3	54	ug/kg	SBP03-P1	SBP103-P1-1.0	A2	D		1.000
3.700000	3.7		J	2.6	61	ug/kg	SBS07	SBS07-5.0	A2	P0		5.000
3.600000	3.6		J	2.3	54	ug/kg	SBQ12	SBQ12-0.5	A5	P0		0.500
3.500000	3.5		J	2.7	62	ug/kg	SBEF	SBEF-PS-5.0	A3	P0	COMP	5.000
3.500000	3.5		J	2.4	56	ug/kg	SBP03-P1	SBP03-P1-1.0	A2	P0		1.000
3.500000	3.5		J	2.6	61	ug/kg	SBQ09	SBQ09-5.0	A4	P0		5.000
3.400000	3.4		J	2.2	52	ug/kg	SBF05-P1	SBF05-P1-0.5	A3	P0		0.500
3.400000	3.4		J	2.6	60	ug/kg	SBO05	SBO05-5.0	A2	P0		5.000
3.400000	3.4		J	2.3	54	ug/kg	SBR05-P1	SBR05-P1-0.5	A2	P0		0.500
3.400000	3.4		J	2.2	52	ug/kg	SBS09	SBS09-0.5	A2	P0		0.500
3.300000	3.3		J	2.2	51	ug/kg	SBI12	SBI12-0.5	A3	P0		0.500
3.300000	3.3		J	2.2	51	ug/kg	SBK09	SBK09-0.5	A4	P0		0.500
3.300000	3.3		J	2.6	60	ug/kg	SBM08	SBM08-10.0	A4	P0		10.000
3.300000	3.3		J	2.2	52	ug/kg	SBM12	SBM12-0.5	A3	P0		0.500
3.300000	3.3		J	2.2	52	ug/kg	SBN07	SBN07-0.5	A4	P0		0.500
3.300000	3.3		J	3.0	70	ug/kg	SBN12	SBN12-5.0	A5	P0		5.000
3.300000	3.3		J	2.2	52	ug/kg	SBN13-P1	SBN13-P1-0.5	A5	P0		0.500
3.300000	3.3		J	2.2	52	ug/kg	SBN13-P1	SBN13-P1-1.0	A5	P0		1.000
3.300000	3.3		J	2.9	67	ug/kg	SBR05-P2	SBR05-PS2-3.5	A2	P0		3.500
3.200000	3.2		J	2.3	54	ug/kg	SBI04	SBI04-3.0	A4	P0		3.000
3.200000	3.2		J	2.3	54	ug/kg	SBO01-P1	SBO01-P1-0.5	A2	P0		0.500
3.200000	3.2		J	2.3	54	ug/kg	SBP02-P1	SBP02-P1-0.5	A2	P0		0.500
3.200000	3.2		J	2.3	54	ug/kg	SBQ03-P1	SBQ103-P1-0.5	A2	D		0.500
3.100000	3.1		J	2.4	57	ug/kg	SBM13-P2	SBM13-PS2-7.5	A5	P0		7.500
3.100000	3.1		J	2.6	60	ug/kg	SBO06	SBO106-10.0	A2	D		10.000
3.100000	3.1		J	2.3	53	ug/kg	SBV12-P1	SBV12-P1-0.5	A2	P0		0.500

Notes: Results sorted by: 1) parameter; 2) highest to lowest detected concentration; VQ - ABBL validation flag; LQ - lab qualifier; "J" - the result is an estimated quantity; "D" - analysis required dilution; "B" - analyte detected in blank; composite samples are indicated by the abbreviation "COMP". *The 2006 Tetra Tech results were converted from wet weight to dry weight based on depth-discrete average moisture content measured during ABBL's 2007 investigation (see report Section 1.4.3).

Table 3E
Cover Soil Analytical Results
Detected Polynuclear Aromatic Hydrocarbons

Cover Soil Report
Former CalCompact Landfill
Carson, California

Dry Wt. Conc.*	Reported Conc.*	VQ	LQ	MDL	PQL	Units	Boring ID	Sample ID	Landfill Cell	Primary (P0) or Dup (D)	Com-posite	Depth (ft bgs)
Phenanthrene												
3.000000	3.0		J	2.3	53	ug/kg	SBG07	SBG07-0.5	A3	P0		0.500
3.000000	3.0		J	2.3	54	ug/kg	SBG09	SBG109-5.0	A3	D		5.000
3.000000	3.0		J	2.2	52	ug/kg	SBI06	SBI06-0.5	A4	P0		0.500
3.000000	3.0		J	2.2	52	ug/kg	SBM09	SBM09-0.5	A4	P0		0.500
3.000000	3.0		J	2.6	61	ug/kg	SBM13-P1	SBM13-PS1-5.0	A3	P0		5.000
3.000000	3.0		J	2.3	54	ug/kg	SBO01-P1	SBO101-P1-1.0	A2	D		1.000
3.000000	3.0		J	2.4	57	ug/kg	SBP06	SBP06-15.0	A2	P0		15.000
3.000000	3.0		J	2.3	54	ug/kg	SBS06-P2	SBS06-P2-1.0	A2	P0		1.000
2.900000	2.9		J	2.2	52	ug/kg	SBF06	SBF06-0.5	A3	P0		0.500
2.900000	2.9		J	2.2	52	ug/kg	SBH06	SBH06-0.5	A3	P0		0.500
2.900000	2.9		J	2.6	60	ug/kg	SBH10	SBH10-10.0	A3	P0		10.000
2.900000	2.9		J	2.2	52	ug/kg	SBN09	SBN09-0.5	A4	P0		0.500
2.900000	2.9		J	2.2	52	ug/kg	SBP11	SBP11-0.5	A5	P0		0.500
2.900000	2.9		J	2.3	53	ug/kg	SBT07-P2	SBT07-P2-0.5	A2	P0		0.500
2.900000	2.9		J	2.3	53	ug/kg	SBT08-P1	SBT08-P1-1.0	A2	P0		1.000
2.900000	2.9		J	2.7	62	ug/kg	SBT10	SBT10-6.5	A2	P0		6.500
2.800000	2.8		J	2.2	52	ug/kg	SBI09	SBI109-0.5	A3	D		0.500
2.800000	2.8		J	2.4	57	ug/kg	SBJ03	SBJ03-6.5	A4	P0		6.500
2.800000	2.8		J	2.2	52	ug/kg	SBS13-P1	SBS13-P1-0.5	A5	P0		0.500
2.700000	2.7		J	2.7	62	ug/kg	SBJ11	SBJ11-10.0	A3	P0		10.000
2.700000	2.7		J	2.5	58	ug/kg	SBP08	SBP08-5.0	A4	P0		5.000
2.700000	2.7		J	2.4	55	ug/kg	SBR05-P1	SBR05-P1-1.0	A2	P0		1.000
2.600000	2.6		J	2.5	58	ug/kg	SBP07	SBP07-15.0	A2	P0		15.000
2.500000	2.5	J	J	2.2	52	ug/kg	SBH11-P1	SBH11-P1-1.0	A3	P0		1.000
2.500000	2.5		J	2.2	52	ug/kg	SBK08	SBK08-0.5	A4	P0		0.500
2.500000	2.5	J	J	2.4	56	ug/kg	SBQ04-P1	SBQ04-P1-1.0	A2	P0		1.000
2.400000	2.4		J	2.2	52	ug/kg	SBM10	SBM10-0.5	A4	P0		0.500
2.400000	2.4		J	2.3	53	ug/kg	SBT13-P1	SBT13-P1-1.0	A5	P0		1.000
2.400000	2.4		J	2.3	54	ug/kg	SBV10-P1	SBV10-P1-1.0	A2	P0		1.000
2.300000	2.3		J	2.2	52	ug/kg	SBE04-P1	SBE04-P1-1.0	A3	P0		1.000
2.300000	2.3		J	2.2	52	ug/kg	SBO08	SBO08-0.5	A4	P0		0.500
Pyrene												
1.313300	1.09			0.010	0.020	mg/kg	SBJ01	A2-J1-SB10-4'-D-REP2	A2	P0		4.000
880.0000	880			32	520	ug/kg	SBK07	SBK07-0.5	A4	P0		0.500
250.0000	250	J		3.3	52	ug/kg	SBO10	SBO110-0.5	A4	D		0.500
210.0000	210			6.5	100	ug/kg	SBM11	SBM11-0.5	A3	P0		0.500
200.0000	200			3.3	53	ug/kg	SBI03	SBI03-0.5	A4	P0		0.500
160.0000	160			3.3	53	ug/kg	SBO09	SBO09-0.5	A4	P0		0.500
140.0000	140			3.3	53	ug/kg	SBT07-P1	SBT07-P1-0.5	A2	P0		0.500
0.128900	0.107			0.020	0.040	mg/kg	SBO03	A2-O3-SB44-4'-D	A2	P0		4.000
120.0000	120			3.3	52	ug/kg	SBK11	SBK11-0.5	A3	P0		0.500
120.0000	120	J		3.8	60	ug/kg	SBO04	SBO04-9.5	A2	P0		9.500
110.0000	110	J		3.4	54	ug/kg	SBQ03-P1	SBQ103-P1-0.5	A2	D		0.500
0.102300	0.098			0.020	0.040	mg/kg	SBM03	A2-M3-SB42-0.5'-D-Dup	A2	D		0.500

Notes: Results sorted by: 1) parameter; 2) highest to lowest detected concentration; VQ - ABBL validation flag; LQ - lab qualifier; "J" - the result is an estimated quantity; "D" - analysis required dilution; "B" - analyte detected in blank; composite samples are indicated by the abbreviation "COMP". *The 2006 Tetra Tech results were converted from wet weight to dry weight based on depth-discrete average moisture content measured during ABBL's 2007 investigation (see report Section 1.4.3).

Table 3E
Cover Soil Analytical Results
Detected Polynuclear Aromatic Hydrocarbons

Cover Soil Report
Former CalCompact Landfill
Carson, California

Dry Wt. Conc.*	Reported Conc.*	VQ	LQ	MDL	PQL	Units	Boring ID	Sample ID	Landfill Cell	Primary (P0) or Dup (D)	Com-posite	Depth (ft bgs)
Pyrene												
100.0000	100			3.2	52	ug/kg	SBL10	SBL10-0.5	A4	P0		0.500
0.099800	0.083			0.010	0.020	mg/kg	SBA02	A1-A2-SB29-8'-D	A1	P0		8.000
88.00000	88			3.3	52	ug/kg	SBJ04	SBJ04-0.5	A4	P0		0.500
87.00000	87			3.6	58	ug/kg	SBO01-P1	SBO01-PS1-4.5	A2	P0		4.500
74.00000	74			3.3	52	ug/kg	SBK03	SBK03-0.5	A4	P0		0.500
0.070100	0.060	J		0.010	0.020	mg/kg	SBB03	A3-B3-SB31-5'-D-Dup	A3	D		5.000
70.00000	70			3.3	53	ug/kg	SBP13-P1	SBP13-P1-0.5	A5	P0		0.500
70.00000	70	J		3.5	57	ug/kg	SBQ05	SBQ05-10.0	A2	P0		10.000
0.069900	0.067			0.020	0.040	mg/kg	SBM03	A2-M3-SB42-0.5'-D	A2	P0		0.500
67.00000	67			3.7	60	ug/kg	SBP04	SBP04-5.0	A2	P0		5.000
65.00000	65			3.2	51	ug/kg	SBI04	SBI04-0.5	A4	P0		0.500
62.00000	62			3.2	52	ug/kg	SBS10	SBS10-0.5	A2	P0		0.500
60.00000	60		J	4.0	63	ug/kg	SBS09	SBS09-3.5	A2	P0		3.500
56.00000	56			3.3	53	ug/kg	SBT07-P1	SBT07-P1-1.0	A2	P0		1.000
56.00000	56			3.3	53	ug/kg	SBT12	SBT12-0.5	A5	P0		0.500
0.055300	0.046			0.010	0.020	mg/kg	SBN01	A2-N1-SB14-8'-D	A2	P0		8.000
53.00000	53		J	3.4	54	ug/kg	SBQ05	SBQ05-5.0	A2	P0		5.000
52.00000	52		J	3.9	62	ug/kg	SBT08-P1	SBT08-PS1-3.0	A2	P0		3.000
51.00000	51			3.2	51	ug/kg	SBI07	SBI07-0.5	A3	P0		0.500
51.00000	51		J	3.3	52	ug/kg	SBR12	SBR112-0.5	A5	D		0.500
50.00000	50		J	3.3	53	ug/kg	SBP08	SBP08-0.5	A4	P0		0.500
49.00000	49		J	3.3	52	ug/kg	SBG05	SBG105-0.5	A3	D		0.500
48.00000	48		J	3.3	53	ug/kg	SBN04	SBN04-0.5	A2	P0		0.500
47.00000	47		J	3.6	58	ug/kg	SBN11	SBN11-3.5	A5	P0		3.500
47.00000	47		J	3.4	54	ug/kg	SBR05	SBR05-0.5	A2	P0		0.500
46.00000	46		J	3.3	53	ug/kg	SBQ05	SBQ05-0.5	A2	P0		0.500
45.00000	45		J	3.2	51	ug/kg	SBN05	SBN05-0.5	A2	P0		0.500
44.00000	44		J	3.9	62	ug/kg	SBG10-P1	SBG10-PS1-4.5	A3	P0		4.500
43.00000	43		J	3.2	51	ug/kg	SBO05	SBO05-0.5	A2	P0		0.500
42.00000	42		J	3.9	62	ug/kg	SBQ06	SBQ06-5.0	A2	P0		5.000
38.00000	38		J	3.8	61	ug/kg	SBN10	SBN10-5.0	A4	P0		5.000
38.00000	38		J	3.3	53	ug/kg	SBP09	SBP09-0.5	A4	P0		0.500
37.00000	37		J	3.3	52	ug/kg	SBH05	SBH105-0.5	A3	D		0.500
37.00000	37		J	3.3	52	ug/kg	SBI08	SBI108-0.5	A3	D		0.500
37.00000	37		J	3.6	58	ug/kg	SBJ03	SBJ03-3.0	A4	P0		3.000
35.00000	35		J	3.2	52	ug/kg	SBH08	SBH08-0.5	A3	P0		0.500
33.00000	33		J	3.5	57	ug/kg	SBL06	SBL06-4.5	A4	P0		4.500
29.00000	29		J	3.2	52	ug/kg	SBO06	SBO06-0.5	A2	P0		0.500
28.00000	28		J	3.5	56	ug/kg	SBP05	SBP05-15.0	A2	P0		15.000
27.00000	27		J	3.3	52	ug/kg	SBG06	SBG106-0.5	A3	D		0.500
26.00000	26		J	3.5	57	ug/kg	SBP05	SBP105-10.0	A2	D		10.000
26.00000	26		J	3.3	53	ug/kg	SBT08	SBT08-0.5	A2	P0		0.500
26.00000	26		J	3.4	54	ug/kg	SBV10-P1	SBV10-P1-1.0	A2	P0		1.000
0.025100	0.024			0.010	0.020	mg/kg	SBM01	A2-M1-SB13-0.5'-D	A2	P0		0.500
25.00000	25	J	J	3.3	53	ug/kg	SBO10	SBO10-0.5	A4	P0		0.500

Notes: Results sorted by: 1) parameter; 2) highest to lowest detected concentration; VQ - ABBL validation flag; LQ - lab qualifier; "J" - the result is an estimated quantity; "D" - analysis required dilution; "B" - analyte detected in blank; composite samples are indicated by the abbreviation "COMP". *The 2006 Tetra Tech results were converted from wet weight to dry weight based on depth-discrete average moisture content measured during ABBL's 2007 investigation (see report Section 1.4.3).

Table 3E
Cover Soil Analytical Results
Detected Polynuclear Aromatic Hydrocarbons

Cover Soil Report
Former CalCompact Landfill
Carson, California

Dry Wt. Conc.*	Reported Conc.*	VQ	LQ	MDL	PQL	Units	Boring ID	Sample ID	Landfill Cell	Primary (P0) or Dup (D)	Com-posite	Depth (ft bgs)
Pyrene												
23.00000	23		J	3.2	51	ug/kg	SBK09	SBK09-0.5	A4	P0		0.500
23.00000	23		J	4.0	64	ug/kg	SBP03-P1	SBP03-PS1-4.5	A2	P0		4.500
23.00000	23		J	3.3	52	ug/kg	SBS07	SBS07-0.5	A2	P0		0.500
22.00000	22		J	3.6	58	ug/kg	SBP05	SBP05-10.0	A2	P0		10.000
22.00000	22		J	3.2	52	ug/kg	SBP06	SBP06-0.5	A2	P0		0.500
22.00000	22		J	3.4	54	ug/kg	SBR06	SBR06-0.5	A2	P0		0.500
0.021000	0.018		J	0.010	0.020	mg/kg	SBC03	A3-C3-SB32-5'-D	A3	P0		5.000
21.00000	21		J	3.3	53	ug/kg	SBM13-P2	SBM13-P2-1.0	A5	P0		1.000
20.00000	20		J	3.2	51	ug/kg	SBO11	SBO11-0.5	A5	P0		0.500
20.00000	20		J	4.0	64	ug/kg	SBP05	SBP05-26.0	A2	P0		26.000
20.00000	20		J	3.2	51	ug/kg	SBS07	SBS107-0.5	A2	D		0.500
19.00000	19		J	3.3	52	ug/kg	SBG06	SBG06-0.5	A3	P0		0.500
19.00000	19		J	3.2	52	ug/kg	SBP05	SBP05-0.5	A2	P0		0.500
0.018000	0.015		J	0.010	0.020	mg/kg	SBO03	A2-O3-SB44-9'-D	A2	P0		9.000
18.00000	18		J	3.6	58	ug/kg	SBR09	SBR09-10.0	A2	P0		10.000
0.017700	0.017		J	0.010	0.020	mg/kg	SBD01	A1-D1-SB4-0.5'-D	A1	P0		0.500
17.00000	17		J	3.2	52	ug/kg	SBN10	SBN10-0.5	A4	P0		0.500
16.00000	16		J	3.2	52	ug/kg	SBF06	SBF106-0.5	A3	D		0.500
16.00000	16		J	3.3	53	ug/kg	SBJ07	SBJ07-0.5	A4	P0		0.500
16.00000	16		J	3.5	57	ug/kg	SBK05	SBK05-3.5'	A4	P0		3.500
16.00000	16		J	3.8	61	ug/kg	SBS07	SBS07-10.0	A2	P0		10.000
0.015700	0.015		J	0.010	0.020	mg/kg	SBG01	A1-G1-SB7-0.5'-D	A1	P0		0.500
15.00000	15		J	3.2	52	ug/kg	SBF07-P1	SBF07-P1-0.5	A3	P0		0.500
15.00000	15		J	3.5	55	ug/kg	SBM04	SBM104-0.5	A2	D		0.500
15.00000	15		J	3.3	52	ug/kg	SBO07	SBO07-0.5	A4	P0		0.500
15.00000	15		J	3.3	52	ug/kg	SBP04	SBP04-0.5	A2	P0		0.500
15.00000	15		J	3.3	52	ug/kg	SBP04	SBP104-0.5	A2	D		0.500
15.00000	15		J	4.1	65	ug/kg	SBS06-P1	SBS06-PS1-3.0	A2	P0		3.000
15.00000	15		J	3.4	54	ug/kg	SBS06-P2	SBS06-P2-0.5	A2	P0		0.500
14.00000	14		J	3.2	52	ug/kg	SBJ09	SBJ109-0.5	A3	D		0.500
14.00000	14		J	3.4	54	ug/kg	SBM04	SBM04-0.5	A2	P0		0.500
14.00000	14		J	3.2	52	ug/kg	SBM05	SBM05-0.5	A4	P0		0.500
13.00000	13		J	3.3	52	ug/kg	SBJ13-P2	SBJ13-P2-0.5	A3	P0		0.500
13.00000	13		J	3.3	52	ug/kg	SBO04	SBO04-0.5	A2	P0		0.500
13.00000	13		J	3.3	53	ug/kg	SBS08	SBS08-0.5	A2	P0		0.500
12.00000	12		J	3.7	59	ug/kg	SBI11	SBI11-5.0	A3	P0		5.000
12.00000	12		J	3.3	52	ug/kg	SBL06	SBL106-0.5	A4	D		0.500
12.00000	12		J	3.2	51	ug/kg	SBM13-P2	SBM13-P2-0.5	A5	P0		0.500
0.011500	0.011		J	0.010	0.020	mg/kg	SBK02	A2-K2-SB19-0.5'-D-Dup	A2	D		0.500
0.011300	0.010		J	0.010	0.020	mg/kg	SBD02	A1-D2-SB26-7'-D	A1	P0		7.000
11.00000	11		J	3.2	52	ug/kg	SBF07-P1	SBF107-P1-0.5	A3	D		0.500
11.00000	11		J	3.3	52	ug/kg	SBG05	SBG05-0.5	A3	P0		0.500
11.00000	11		J	3.2	52	ug/kg	SBH06	SBH06-0.5	A3	P0		0.500
11.00000	11		J	3.3	52	ug/kg	SBH07	SBH07-0.5	A3	P0		0.500
11.00000	11		J	3.3	52	ug/kg	SBK05	SBK05-0.5	A4	P0		0.500

Notes: Results sorted by: 1) parameter; 2) highest to lowest detected concentration; VQ - ABBL validation flag; LQ - lab qualifier; "J" - the result is an estimated quantity; "D" - analysis required dilution; "B" - analyte detected in blank; composite samples are indicated by the abbreviation "COMP". *The 2006 Tetra Tech results were converted from wet weight to dry weight based on depth-discrete average moisture content measured during ABBL's 2007 investigation (see report Section 1.4.3).

Table 3E
Cover Soil Analytical Results
Detected Polynuclear Aromatic Hydrocarbons

Cover Soil Report
Former CalCompact Landfill
Carson, California

Dry Wt. Conc.*	Reported Conc.*	VQ	LQ	MDL	PQL	Units	Boring ID	Sample ID	Landfill Cell	Primary (P0) or Dup (D)	Com-posite	Depth (ft bgs)
Pyrene												
11.00000	11		J	3.5	57	ug/kg	SBP06	SBP06-15.0	A2	P0		15.000
11.00000	11		J	3.5	56	ug/kg	SBP06	SBP106-15.0	A2	D		15.000
10.00000	10		J	3.3	52	ug/kg	SBF08-P1	SBF08-P1-1.0	A3	P0		1.000
10.00000	10		J	3.3	53	ug/kg	SBT13-P2	SBT13-P2-0.5	A5	P0		0.500
9.900000	9.9	J	J	3.4	54	ug/kg	SBP05	SBP05-5.0	A2	P0		5.000
9.700000	9.7		J	3.4	54	ug/kg	SBF08-P1	SBF08-P1-0.5	A3	P0		0.500
9.300000	9.3		J	3.7	59	ug/kg	SBI03	SBI03-4.0	A4	P0		4.000
9.100000	9.1		J	3.5	57	ug/kg	SBJ03	SBJ03-6.5	A4	P0		6.500
8.900000	8.9		J	3.3	52	ug/kg	SBF07-P1	SBF107-P1-1.0	A3	D		1.000
8.700000	8.7		J	3.8	60	ug/kg	SBQ09	SBQ09-10.0	A4	P0		10.000
8.500000	8.5		J	3.3	52	ug/kg	SBF07-P1	SBF07-P1-1.0	A3	P0		1.000
8.500000	8.5		J	3.3	53	ug/kg	SBT08-P1	SBT08-P1-0.5	A2	P0		0.500
8.200000	8.2		J	3.4	54	ug/kg	SBV10-P1	SBV10-P1-0.5	A2	P0		0.500
8.000000	8.0		J	3.4	54	ug/kg	SBO01-P1	SBO101-P1-1.0	A2	D		1.000
8.000000	8.0		J	3.4	54	ug/kg	SBP06	SBP06-5.0	A2	P0		5.000
8.000000	8.0		J	3.2	52	ug/kg	SBS09	SBS09-0.5	A2	P0		0.500
7.900000	7.9		J	3.2	51	ug/kg	SBI08	SBI08-0.5	A3	P0		0.500
7.600000	7.6		J	3.3	53	ug/kg	SBJ13-P1	SBJ13-P1-1.0	A3	P0		1.000
7.600000	7.6		J	3.4	54	ug/kg	SBP06	SBP106-5.0	A2	D		5.000
7.600000	7.6		J	3.7	60	ug/kg	SBQ07	SBQ07-5.0	A2	P0		5.000
7.600000	7.6		J	3.4	54	ug/kg	SBS06-P1	SBS06-P1-0.5	A2	P0		0.500
7.500000	7.5		J	3.4	55	ug/kg	SBR05-P2	SBR105-P2-1.0	A2	D		1.000
7.300000	7.3		J	3.3	52	ug/kg	SBH05	SBH05-0.5	A3	P0		0.500
7.300000	7.3		J	3.7	59	ug/kg	SBKLM2	SBKLM-PS-5.0	A3,	P0	COMP	5.000
7.300000	7.3		J	3.9	62	ug/kg	SBS06-T2	SBS06-T2-7.5	A2	P0		7.500
7.300000	7.3		J	3.9	63	ug/kg	SBU09-P1	SBU09-PS1-4.0	A2	P0		4.000
7.100000	7.1		J	3.3	52	ug/kg	SBJ03	SBJ03-0.5	A4	P0		0.500
7.100000	7.1		J	3.3	53	ug/kg	SBJ13-P1	SBJ113-P1-0.5	A3	D		0.500
6.600000	6.6		J	3.4	54	ug/kg	SBR05-P2	SBR05-P2-0.5	A2	P0		0.500
6.500000	6.5		J	3.4	55	ug/kg	SBQ03-P1	SBQ03-P1-1.0	A2	P0		1.000
6.500000	6.5		J	3.3	52	ug/kg	SBQ07	SBQ07-0.5	A2	P0		0.500
6.400000	6.4		J	3.6	58	ug/kg	SBK04	SBK04-4.0	A4	P0		4.000
6.400000	6.4		J	3.2	52	ug/kg	SBV09-T4	SBV09-T4-2.0	A2	P0		2.000
6.300000	6.3		J	3.3	52	ug/kg	SBL05	SBL05-0.5	A4	P0		0.500
6.200000	6.2	J	J	3.2	52	ug/kg	SBM07	SBM07-0.5	A4	P0		0.500
6.200000	6.2		J	3.7	59	ug/kg	SBT12	SBT12-7.0	A5	P0		7.000
6.100000	6.1		J	3.4	54	ug/kg	SBR05-P1	SBR05-P1-0.5	A2	P0		0.500
6.100000	6.1		J	3.6	58	ug/kg	SBV11-P2	SBV11-P2-1.0	A2	P0		1.000
5.900000	5.9		J	3.6	58	ug/kg	SBT08	SBT08-9.0	A2	P0		9.000
5.800000	5.8		J	3.4	54	ug/kg	SBT13-P2	SBT13-P2-1.0	A5	P0		1.000
5.700000	5.7		J	3.5	56	ug/kg	SBL05	SBL05-4.0	A4	P0		4.000
5.600000	5.6		J	3.8	61	ug/kg	SBIJ	SBIJ-PS-5.0	A3	P0	COMP	5.000
5.500000	5.5		J	3.4	55	ug/kg	SBU09-P1	SBU09-P1-1.0	A2	P0		1.000
5.500000	5.5		J	3.3	53	ug/kg	SBV12	SBV12-0.5	A2	P0		0.500
5.400000	5.4		J	3.3	53	ug/kg	SBJ13-P1	SBJ13-P1-0.5	A3	P0		0.500

Notes: Results sorted by: 1) parameter; 2) highest to lowest detected concentration; VQ - ABBL validation flag; LQ - lab qualifier; "J" - the result is an estimated quantity; "D" - analysis required dilution; "B" - analyte detected in blank; composite samples are indicated by the abbreviation "COMP". *The 2006 Tetra Tech results were converted from wet weight to dry weight based on depth-discrete average moisture content measured during ABBL's 2007 investigation (see report Section 1.4.3).

Table 3E
Cover Soil Analytical Results
Detected Polynuclear Aromatic Hydrocarbons

Cover Soil Report
Former CalCompact Landfill
Carson, California

Dry Wt. Conc.*	Reported Conc.*	VQ	LQ	MDL	PQL	Units	Boring ID	Sample ID	Landfill Cell	Primary (P0) or Dup (D)	Com-posite	Depth (ft bgs)
Pyrene												
5.400000	5.4		J	3.4	55	ug/kg	SBP06	SBP06-10.0	A2	P0		10.000
5.400000	5.4		J	3.3	52	ug/kg	SBT11	SBT11-0.5	A2	P0		0.500
5.400000	5.4		J	3.4	54	ug/kg	SBV11	SBV11-0.5	A2	P0		0.500
5.300000	5.3		J	3.2	52	ug/kg	SBH06	SBH106-0.5	A3	D		0.500
5.300000	5.3		J	3.6	58	ug/kg	SBU08-T2	SBU08-T2-7.5	A2	P0		7.500
5.200000	5.2		J	4.1	65	ug/kg	SBH10-P1	SBH10-PS1-5.0	A3	P0		5.000
5.200000	5.2		J	3.3	52	ug/kg	SBM13-P1	SBM13-P1-0.5	A3	P0		0.500
5.100000	5.1		J	3.9	62	ug/kg	SBV11	SBV11-6.0	A2	P0		6.000
5.000000	5.0		J	3.8	60	ug/kg	SBH09	SBH09-14.0	A3	P0		14.000
4.800000	4.8		J	3.2	52	ug/kg	SBR11	SBR11-0.5	A5	P0		0.500
4.800000	4.8		J	3.8	61	ug/kg	SBS07	SBS07-5.0	A2	P0		5.000
4.700000	4.7		J	3.8	61	ug/kg	SBF08-P1	SBF08-PS1-6.5	A3	P0		6.500
4.700000	4.7		J	3.3	52	ug/kg	SBK04	SBK04-0.5	A4	P0		0.500
4.700000	4.7		J	3.5	56	ug/kg	SBS13-P1	SBS13-PS1-4.0	A5	P0		4.000
4.700000	4.7		J	3.5	56	ug/kg	SBT11	SBT11-5.0	A2	P0		5.000
4.600000	4.6		J	3.2	52	ug/kg	SBI05	SBI05-0.5	A4	P0		0.500
4.600000	4.6		J	3.3	53	ug/kg	SBK13-P1	SBK13-P1-0.5	A3	P0		0.500
4.600000	4.6		J	3.3	52	ug/kg	SBN07	SBN07-0.5	A4	P0		0.500
4.600000	4.6		J	3.3	52	ug/kg	SBN11	SBN11-0.5	A5	P0		0.500
4.600000	4.6		J	3.2	52	ug/kg	SBP07	SBP07-0.5	A2	P0		0.500
4.600000	4.6		J	3.4	54	ug/kg	SBQ04-P1	SBQ04-P1-0.5	A2	P0		0.500
4.600000	4.6		J	3.3	53	ug/kg	SBQ06	SBQ06-0.5	A2	P0		0.500
4.600000	4.6		J	3.4	55	ug/kg	SBQ10	SBQ10-0.5	A4	P0		0.500
4.600000	4.6		J	4.3	68	ug/kg	SBU09-P2	SBU09-PS2-3.5	A2	P0		3.500
4.600000	4.6		J	3.3	53	ug/kg	SBV12-P1	SBV12-P1-0.5	A2	P0		0.500
4.500000	4.5		J	3.8	60	ug/kg	SBP09	SBP09-24.5	A4	P0		24.500
4.400000	4.4		J	3.3	53	ug/kg	SBL13-P1	SBL13-P1-0.5	A3	P0		0.500
4.400000	4.4		J	3.4	54	ug/kg	SBU09-P1	SBU09-P1-0.5	A2	P0		0.500
4.400000	4.4		J	3.5	56	ug/kg	SBV11-P2	SBV11-P2-0.5	A2	P0		0.500
4.300000	4.3		J	3.9	62	ug/kg	SBEF	SBEF-PS-5.0	A3	P0	COMP	5.000
4.300000	4.3		J	3.3	52	ug/kg	SBL08	SBL08-0.5	A4	P0		0.500
4.300000	4.3		J	3.7	60	ug/kg	SBN10	SBN10-9.0	A4	P0		9.000
4.300000	4.3		J	3.7	60	ug/kg	SBO05	SBO05-10.0	A2	P0		10.000
4.100000	4.1		J	3.5	57	ug/kg	SBQ04-T1	SBQ04-T1-T2	A2	P0	COMP	0.000
4.100000	4.1		J	3.6	58	ug/kg	SBTUV	SBTUV-PS-5.0	A2,	P0	COMP	5.000
4.100000	4.1		J	3.3	53	ug/kg	SBU13-P1	SBU13-P1-0.5	A2	P0		0.500
4.000000	4.0		J	3.2	52	ug/kg	SBG09-P1	SBG09-P1-1.0	A3	P0		1.000
4.000000	4.0		J	3.3	52	ug/kg	SBK10	SBK10-0.5	A3	P0		0.500
4.000000	4.0		J	3.8	61	ug/kg	SBM13-P1	SBM13-PS1-5.0	A3	P0		5.000
4.000000	4.0		J	3.3	53	ug/kg	SBR10	SBR10-0.5	A5	P0		0.500
3.900000	3.9		J	3.2	52	ug/kg	SBI12-P1	SBI12-P1-0.5	A3	P0		0.500
3.900000	3.9		J	3.3	53	ug/kg	SBL06	SBL06-0.5	A4	P0		0.500
3.900000	3.9		J	3.2	52	ug/kg	SBL11	SBL11-0.5	A3	P0		0.500
3.900000	3.9		J	3.3	52	ug/kg	SBM12	SBM12-0.5	A3	P0		0.500
3.900000	3.9		J	3.3	52	ug/kg	SBU12	SBU12-0.5	A2	P0		0.500

Notes: Results sorted by: 1) parameter; 2) highest to lowest detected concentration; VQ - ABBL validation flag; LQ - lab qualifier; "J" - the result is an estimated quantity; "D" - analysis required dilution; "B" - analyte detected in blank; composite samples are indicated by the abbreviation "COMP". *The 2006 Tetra Tech results were converted from wet weight to dry weight based on depth-discrete average moisture content measured during ABBL's 2007 investigation (see report Section 1.4.3).

Table 3E
Cover Soil Analytical Results
Detected Polynuclear Aromatic Hydrocarbons

Cover Soil Report
Former CalCompact Landfill
Carson, California

Dry Wt. Conc.*	Reported Conc.*	VQ	LQ	MDL	PQL	Units	Boring ID	Sample ID	Landfill Cell	Primary (P0) or Dup (D)	Com-posite	Depth (ft bgs)
Pyrene												
3.900000	3.9		J	3.2	51	ug/kg	SBV10-T2	SBV10-T2-0.5	A2	P0		0.500
3.700000	3.7		J	3.3	52	ug/kg	SBI12-P1	SBI12-P1-1.0	A3	P0		1.000
3.700000	3.7		J	3.5	57	ug/kg	SBM13-P2	SBM13-PS2-7.5	A5	P0		7.500
3.600000	3.6		J	3.2	52	ug/kg	SBJ08	SBJ08-0.5	A3	P0		0.500
3.600000	3.6		J	3.2	51	ug/kg	SBJ09	SBJ09-0.5	A3	P0		0.500
3.600000	3.6		J	3.4	54	ug/kg	SBK13-P1	SBK13-P1-1.0	A3	P0		1.000
3.600000	3.6		J	3.5	56	ug/kg	SBS06-P1	SBS06-P1-1.0	A2	P0		1.000
3.500000	3.5		J	3.2	51	ug/kg	SBK12	SBK12-7.0	A3	P0		7.000
3.400000	3.4		J	3.3	52	ug/kg	SBN13-P1	SBN13-P1-0.5	A5	P0		0.500
3.400000	3.4		J	3.3	53	ug/kg	SBT07-P2	SBT107-P2-1.0	A2	D		1.000
3.300000	3.3		J	3.2	52	ug/kg	SBV10-T3	SBV10-T3-8.0	A2	P0		8.000

Notes: Results sorted by: 1) parameter; 2) highest to lowest detected concentration; VQ - ABBL validation flag; LQ - lab qualifier; "J" - the result is an estimated quantity; "D" - analysis required dilution; "B" - analyte detected in blank; composite samples are indicated by the abbreviation "COMP". *The 2006 Tetra Tech results were converted from wet weight to dry weight based on depth-discrete average moisture content measured during ABBL's 2007 investigation (see report Section 1.4.3).

Table 3F
Cover Soil Analytical Results
Detected Semi-Volatile Organic Compound Concentrations

Cover Soil Report
Former CalCompact Landfill
Carson, California

Dry Wt. Conc.*	Reported Conc.*	VQ	LQ	MDL	PQL	Units	Boring ID	Sample ID	Landfill Cell	Primary (P0) or Dup (D)	Com-posite	Depth (ft bgs)
Benzo(a)anthracene												
0.368700	0.306		J	0.25	0.50	mg/kg	SBJ01	A2-J1-SB10-4'-D	A2	P0		4.000
Benzo(a)pyrene												
0.375900	0.312		J	0.25	0.50	mg/kg	SBJ01	A2-J1-SB10-4'-D	A2	P0		4.000
Benzo(b)fluoranthene												
0.301200	0.250		J	0.25	0.50	mg/kg	SBJ01	A2-J1-SB10-4'-D	A2	P0		4.000
Benzo(g,h,i)perylene												
0.336100	0.279		J	0.25	0.50	mg/kg	SBJ01	A2-J1-SB10-4'-D	A2	P0		4.000
Benzo(k)fluoranthene												
0.303600	0.252		J	0.25	0.50	mg/kg	SBJ01	A2-J1-SB10-4'-D	A2	P0		4.000
Bis(2-ethylhexyl)phthalate												
4.300000	4.3			0.19	0.58	mg/kg	SBQ13-P1	SBQ13-PS1-7.5	A5	P0		7.500
2.700000	2.7	J		0.16	0.60	mg/kg	SBO04	SBO04-9.5	A2	P0		9.500
1.400000	1.4			0.15	0.54	mg/kg	SBQ03-P1	SBQ103-P1-0.5	A2	D		0.500
1.200000	1.2			0.16	0.58	mg/kg	SBN04	SBN104-5.0	A2	D		5.000
1.200000	1.2	J		0.14	0.52	mg/kg	SBP04	SBP04-0.5	A2	P0		0.500
1.200000	1.2			0.14	0.52	mg/kg	SBS13-P1	SBS13-P1-0.5	A5	P0		0.500
0.960000	0.96			0.16	0.58	mg/kg	SBP07	SBP07-10.0	A2	P0		10.000
0.910000	0.91			0.17	0.63	mg/kg	SBT07-T2	SBT07-T2-8.0	A2	P0		8.000
0.840000	0.84			0.16	0.59	mg/kg	SBN04	SBN104-15.0	A2	D		15.000
0.840000	0.84			0.15	0.55	mg/kg	SBT07-T1	SBT07-T1-T2	A2	P0	COMP	0.000
0.830000	0.83			0.14	0.52	mg/kg	SBH11-P1	SBH11-P1-1.0	A3	P0		1.000
0.800000	0.80			0.15	0.56	mg/kg	SBV11-P2	SBV11-P2-0.5	A2	P0		0.500
0.790000	0.79			0.15	0.54	mg/kg	SBQ13-P1	SBQ13-P1-1.0	A5	P0		1.000
0.780000	0.78			0.15	0.55	mg/kg	SBQ03-P1	SBQ03-P1-1.0	A2	P0		1.000
0.770000	0.77			0.14	0.51	mg/kg	SBV10-T1	SBV10-T1-0.5	A2	P0		0.500
0.740000	0.74			0.15	0.56	mg/kg	SBP03-P1	SBP03-P1-1.0	A2	P0		1.000
0.730000	0.73			0.16	0.58	mg/kg	SBP07	SBP07-15.0	A2	P0		15.000
0.730000	0.73			0.16	0.60	mg/kg	SBR05-T2	SBR05-T2-5.5	A2	P0		5.500
0.730000	0.73			0.17	0.62	mg/kg	SBS06-T2	SBS06-T2-7.5	A2	P0		7.500
0.730000	0.73			0.17	0.62	mg/kg	SBV09-T3	SBV09-T3-8.0	A2	P0		8.000
0.710000	0.71			0.15	0.54	mg/kg	SBU09-P1	SBU09-P1-0.5	A2	P0		0.500
0.690000	0.69			0.15	0.57	mg/kg	SBP03-T1	SBP03-T1-T2D	A2	D	COMP	0.000
0.680000	0.68			0.14	0.52	mg/kg	SBS13-P1	SBS13-P1-1.0	A5	P0		1.000
0.650000	0.65			0.15	0.54	mg/kg	SBU08-T1	SBU08-T1-T2	A2	P0	COMP	0.000
0.650000	0.65			0.16	0.58	mg/kg	SBU08-T2	SBU08-T2-7.5	A2	P0		7.500
0.640000	0.64			0.15	0.57	mg/kg	SBQ04-T1	SBQ04-T1-T2	A2	P0	COMP	0.000
0.630000	0.63	J		0.15	0.54	mg/kg	SBP06	SBP106-5.0	A2	D		5.000
0.630000	0.63		J	0.17	0.64	mg/kg	SBQ04-T2	SBQ04-T2-4.5	A2	P0		4.500
0.620000	0.62			0.14	0.52	mg/kg	SBG10-P1	SBG10-P1-1.0	A3	P0		1.000
0.620000	0.62			0.16	0.60	mg/kg	SBP02-P1	SBP02-P1-1.0	A2	P0		1.000
0.610000	0.61			0.14	0.53	mg/kg	SBQ13-P1	SBQ13-P1-0.5	A5	P0		0.500
0.600000	0.60			0.15	0.54	mg/kg	SBV11-P1	SBV11-P1-1.0	A2	P0		1.000
0.580000	0.58		J	0.16	0.59	mg/kg	SBN04	SBN04-20.0	A2	P0		20.000
0.580000	0.58		J	0.16	0.60	mg/kg	SBP04	SBP04-5.0	A2	P0		5.000

Notes: Results sorted by: 1) parameter; 2) highest to lowest detected concentration; VQ - ABBL validation flag; LQ - lab qualifier; "J" - the result is an estimated quantity; "D" - analysis required dilution; "B" - analyte detected in blank; composite samples are indicated by the abbreviation "COMP". *The 2006 Tetra Tech results were converted from wet weight to dry weight based on depth-discrete average moisture content measured during ABBL's 2007 investigation (see report Section 1.4.3).

Table 3F
Cover Soil Analytical Results
Detected Semi-Volatile Organic Compound Concentrations

Cover Soil Report
Former CalCompact Landfill
Carson, California

Dry Wt. Conc.*	Reported Conc.*	VQ	LQ	MDL	PQL	Units	Boring ID	Sample ID	Landfill Cell	Primary (P0) or Dup (D)	Com-posite	Depth (ft bgs)
Bis(2-ethylhexyl)phthalate												
0.570000	0.57			0.14	0.52	mg/kg	SBV09-T3	SBV09-T3-0.5	A2	P0		0.500
0.560000	0.56		J	0.16	0.60	mg/kg	SBO06	SBO106-10.0	A2	D		10.000
0.560000	0.56			0.14	0.53	mg/kg	SBV11-P1	SBV11-P1-0.5	A2	P0		0.500
0.550000	0.55		J	0.17	0.63	mg/kg	SBP04	SBP04-14.0	A2	P0		14.000
0.540000	0.54		J	0.15	0.57	mg/kg	SBV09-T2	SBV09-T2-5.0	A2	P0		5.000
0.530000	0.53		J	0.17	0.64	mg/kg	SBR05-T2	SBR105-T2-5.5	A2	D		5.500
0.520000	0.52		J	0.14	0.53	mg/kg	SBV09-T2	SBV09-T2-0.5	A2	P0		0.500
0.510000	0.51	J	J	0.14	0.53	mg/kg	SBN04	SBN04-0.5	A2	P0		0.500
0.500000	0.50	J	J	0.14	0.52	mg/kg	SBP04	SBP104-0.5	A2	D		0.500
0.500000	0.50		J	0.14	0.52	mg/kg	SBT13-P1	SBT13-P1-0.5	A5	P0		0.500
0.490000	0.49		J	0.14	0.52	mg/kg	SBR13-P1	SBR13-P1-0.5	A5	P0		0.500
0.480000	0.48		J	0.15	0.56	mg/kg	SBR05-T1	SBR05-T1-T2	A2	P0	COMP	0.000
0.450000	0.45		J	0.15	0.56	mg/kg	SBQ04-P1	SBQ04-P1-1.0	A2	P0		1.000
0.450000	0.45		J	0.14	0.52	mg/kg	SBV09-T3	SBV09-T3-3.0	A2	P0		3.000
0.430000	0.43		J	0.14	0.51	mg/kg	SBU09-T3	SBU09-T3-0.5	A2	P0		0.500
0.410000	0.41		J	0.16	0.61	mg/kg	SBP04	SBP04-10.0	A2	P0		10.000
0.410000	0.41		J	0.14	0.53	mg/kg	SBU09-T1	SBU09-T1-0.5	A2	P0		0.500
0.360000	0.36		J	0.16	0.59	mg/kg	SBM04	SBM04-10.0	A2	P0		10.000
0.350000	0.35		J	0.14	0.53	mg/kg	SBR13-P1	SBR13-P1-1.0	A5	P0		1.000
0.350000	0.35		J	0.14	0.53	mg/kg	SBV13-P1	SBV13-P1-0.5	A2	P0		0.500
0.310000	0.31		J	0.15	0.54	mg/kg	SBS06-P2	SBS06-P2-1.0	A2	P0		1.000
0.300000	0.30		J	0.15	0.54	mg/kg	SBO01-P1	SBO01-P1-0.5	A2	P0		0.500
0.300000	0.30		J	0.16	0.60	mg/kg	SBV09-T2	SBV09-T2-9.0	A2	P0		9.000
0.290000	0.29		J	0.17	0.63	mg/kg	SBQ04	SBQ04-4.0	A2	P0		4.000
0.290000	0.29		J	0.15	0.57	mg/kg	SBU09-T2	SBU09-T2-10.0	A2	P0		10.000
0.290000	0.29		J	0.16	0.58	mg/kg	SBV09-T1	SBV09-T1-9.0	A2	P0		9.000
0.280000	0.28		J	0.17	0.63	mg/kg	SBU09-T1	SBU09-T1-8.5	A2	P0		8.500
0.260000	0.26		J	0.15	0.54	mg/kg	SBN01-P1	SBN01-P1-0.5	A2	P0		0.500
0.250000	0.25		J	0.16	0.58	mg/kg	SBV09-T1	SBV09-T1-5.0	A2	P0		5.000
0.240000	0.24		J	0.15	0.57	mg/kg	SBN04	SBN04-5.0	A2	P0		5.000
0.230000	0.23		J	0.16	0.58	mg/kg	SBP07	SBP107-10.0	A2	D		10.000
0.230000	0.23		J	0.16	0.60	mg/kg	SBQ05	SBQ05-21.5	A2	P0		21.500
0.220000	0.22		J	0.15	0.54	mg/kg	SBO01-P1	SBO101-P1-1.0	A2	D		1.000
0.220000	0.22		J	0.17	0.62	mg/kg	SBQ05	SBQ05-15.0	A2	P0		15.000
0.190000	0.19		J	0.14	0.53	mg/kg	SBQ06	SBQ06-0.5	A2	P0		0.500
0.180000	0.18		J	0.18	0.65	mg/kg	SBQ05	SBQ05-17.0	A2	P0		17.000
0.170000	0.17		J	0.16	0.58	mg/kg	SBN01	SBN01-2T1-2T2	A2	P0	COMP	0.000
0.170000	0.17		J	0.16	0.58	mg/kg	SBN01-T1	SBN01-T1-T2	A2	P0	COMP	0.000
0.150000	0.15		J	0.14	0.52	mg/kg	SBO06	SBO06-0.5	A2	P0		0.500
Chrysene												
0.477100	0.396		J	0.25	0.50	mg/kg	SBJ01	A2-J1-SB10-4'-D	A2	P0		4.000
0.392500	0.336		J	0.25	0.50	mg/kg	SBM03	A2-M3-SB42-5'-D	A2	P0		5.000

Notes: Results sorted by: 1) parameter; 2) highest to lowest detected concentration; VQ - ABBL validation flag; LQ - lab qualifier; "J" - the result is an estimated quantity; "D" - analysis required dilution; "B" - analyte detected in blank; composite samples are indicated by the abbreviation "COMP". *The 2006 Tetra Tech results were converted from wet weight to dry weight based on depth-discrete average moisture content measured during ABBL's 2007 investigation (see report Section 1.4.3).

Table 3F
Cover Soil Analytical Results
Detected Semi-Volatile Organic Compound Concentrations

Cover Soil Report
Former CalCompact Landfill
Carson, California

Dry Wt. Conc.*	Reported Conc.*	VQ	LQ	MDL	PQL	Units	Boring ID	Sample ID	Landfill Cell	Primary (P0) or Dup (D)	Com-posite	Depth (ft bgs)
1,4-Dichlorobenzene												
0.300000	0.30		J	0.19	0.61	mg/kg	SBM13-P1	SBM13-PS1-5.0	A3	P0		5.000
Fluoranthene												
1.062700	0.882			0.25	0.50	mg/kg	SBJ01	A2-J1-SB10-4'-D	A2	P0		4.000
0.390000	0.39		J	0.11	0.42	mg/kg	SBN04	SBN04-0.5	A2	P0		0.500
0.292100	0.250		J	0.25	0.50	mg/kg	SBM03	A2-M3-SB42-5'-D	A2	P0		5.000
Indeno(1,2,3-c,d)pyrene												
0.312000	0.259		J	0.25	0.50	mg/kg	SBJ01	A2-J1-SB10-4'-D	A2	P0		4.000
3/4-Methylphenol												
0.340000	0.34		J	0.065	0.56	mg/kg	SBN13-P1	SBN13-PS1-4.5	A5	P0		4.500
Naphthalene												
0.250000	0.25		J	0.13	0.47	mg/kg	SBO06	SBO06-15.0	A2	P0		15.000
0.150000	0.15		J	0.13	0.57	mg/kg	SBE04-P1	SBE04-PS1-3.0	A3	P0		3.000
4-Nitrophenol												
0.130000	0.13		J	0.097	0.52	mg/kg	SBS13-P1	SBS13-P1-0.5	A5	P0		0.500
0.120000	0.12		J	0.096	0.52	mg/kg	SBP06	SBP06-0.5	A2	P0		0.500
Phenanthrene												
4.842000	4.29			1.00	2.00	mg/kg	SBL01	A2-L1-SB12-7'-D	A2	P0		7.000
1.800000	1.8	J		0.12	0.47	mg/kg	SBO06	SBO06-15.0	A2	P0		15.000
0.850600	0.706			0.25	0.50	mg/kg	SBJ01	A2-J1-SB10-4'-D	A2	P0		4.000
0.140000	0.14		J	0.12	0.60	mg/kg	SBJ13-P2	SBJ13-PS2-8.5	A3	P0		8.500
0.110000	0.11		J	0.11	0.42	mg/kg	SBN04	SBN04-0.5	A2	P0		0.500
Phenol												
1.400000	1.4	J		0.17	0.74	mg/kg	SBR05	SBR105-3.0	A2	D		3.000
1.100000	1.1			0.13	0.58	mg/kg	SBV09-T1	SBV09-T1-9.0	A2	P0		9.000
0.370000	0.37	J	J	0.14	0.62	mg/kg	SBR05	SBR05-3.0	A2	P0		3.000
Pyrene												
0.969900	0.805			0.25	0.50	mg/kg	SBJ01	A2-J1-SB10-4'-D	A2	P0		4.000
0.620000	0.62			0.11	0.42	mg/kg	SBS13-P1	SBS13-P1-0.5	A5	P0		0.500
0.510000	0.51	J		0.11	0.42	mg/kg	SBN04	SBN04-0.5	A2	P0		0.500
0.310000	0.31		J	0.11	0.41	mg/kg	SBP06	SBP06-0.5	A2	P0		0.500
0.290000	0.29		J	0.13	0.48	mg/kg	SBO06	SBO06-5.0	A2	P0		5.000
0.290000	0.29		J	0.12	0.46	mg/kg	SBP05	SBP05-10.0	A2	P0		10.000
0.270000	0.27		J	0.13	0.48	mg/kg	SBO04	SBO04-9.5	A2	P0		9.500
0.150000	0.15		J	0.11	0.51	mg/kg	SBO05	SBO05-0.5	A2	P0		0.500
0.140000	0.14		J	0.12	0.45	mg/kg	SBP03-T1	SBP03-T1-T2D	A2	D	COMP	0.000
0.130000	0.13		J	0.11	0.51	mg/kg	SBN05	SBN05-0.5	A2	P0		0.500
0.120000	0.12		J	0.12	0.44	mg/kg	SBV11-P2	SBV11-P2-0.5	A2	P0		0.500
Pyridine												
0.340000	0.34		J	0.11	0.65	mg/kg	SBH10-P1	SBH10-PS1-5.0	A3	P0		5.000

Notes: Results sorted by: 1) parameter; 2) highest to lowest detected concentration; VQ - ABBL validation flag; LQ - lab qualifier; "J" - the result is an estimated quantity; "D" - analysis required dilution; "B" - analyte detected in blank; composite samples are indicated by the abbreviation "COMP". *The 2006 Tetra Tech results were converted from wet weight to dry weight based on depth-discrete average moisture content measured during ABBL's 2007 investigation (see report Section 1.4.3).

Table 3G
Cover Soil Analytical Results
Detected Volatile Organic Compound Concentrations

Cover Soil Report
Former CalCompact Landfill
Carson, California

Dry Wt. Conc.*	Reported Conc.*	VQ	LQ	MDL	PQL	Units	Boring ID	Sample ID	Landfill Cell	Primary (P0) or Dup (D)	Com-posite	Depth (ft bgs)
Acetone												
774.5327	663			25	50	ug/kg	SBD02	A1-D2-SB26-5'-D	A1	P0		5.000
380.0000	380		D	350	2800	ug/kg	SBJ13-P1	SBJ13-PS1-2.5	A3	P0		2.500
210.0000	210			6.9	54	ug/kg	SBU11	SBU11-5.5	A2	P0		5.500
150.0000	150	J		10	81	ug/kg	SBR12	SBR112-0.5	A5	D		0.500
110.0000	110			12	92	ug/kg	SBJ05	SBJ05-0.5	A4	P0		0.500
110.0000	110			6.5	50	ug/kg	SBO04	SBO04-9.5	A2	P0		9.500
110.0000	110			10	78	ug/kg	SBP13-P2	SBP13-P2-1.0	A5	P0		1.000
110.0000	110			7.4	58	ug/kg	SBU11	SBU11-0.5	A2	P0		0.500
98.00000	98			9.6	74	ug/kg	SBP13-P2	SBP13-P2-0.5	A5	P0		0.500
95.00000	95			10	81	ug/kg	SBR13-P1	SBR13-P1-1.0	A5	P0		1.000
94.00000	94			10	79	ug/kg	SBP13-P1	SBP13-P1-0.5	A5	P0		0.500
86.00000	86	J		7.3	57	ug/kg	SBR12	SBR12-0.5	A5	P0		0.500
85.00000	85			7.6	60	ug/kg	SBH05	SBH105-0.5	A3	D		0.500
71.10610	63.0			25	50	ug/kg	SBD02	A1-D2-SB26-7'-D	A1	P0		7.000
68.00000	68			8.1	63	ug/kg	SBH05	SBH05-0.5	A3	P0		0.500
68.00000	68			7.1	56	ug/kg	SBJ12	SBJ12-0.5	A3	P0		0.500
61.00000	61		J	8.6	67	ug/kg	SBF05-P2	SBF105-PS2-15.0	A3	D		15.000
60.00000	60			5.7	45	ug/kg	SBJ03	SBJ03-6.5	A4	P0		6.500
60.00000	60			7.2	56	ug/kg	SBO09	SBO09-0.5	A4	P0		0.500
57.00000	57	J		6.5	50	ug/kg	SBJ12	SBJ12-5.0	A3	P0		5.000
57.00000	57			5.2	40	ug/kg	SBO09	SBO09-5.0	A4	P0		5.000
54.00000	54			6.2	48	ug/kg	SBP10	SBP110-15.0	A4	D		15.000
47.00000	47		J	7.4	58	ug/kg	SBR06	SBR06-9.0	A2	P0		9.000
45.00000	45		J	8.0	62	ug/kg	SBR13-P1	SBR13-P1-0.5	A5	P0		0.500
42.00000	42		J	7.4	58	ug/kg	SBL04	SBL04-0.5	A4	P0		0.500
36.00000	36		J	6.7	52	ug/kg	SBO04	SBO04-0.5	A2	P0		0.500
35.00000	35		J	7.4	58	ug/kg	SBP04	SBP04-14.0	A2	P0		14.000
30.00000	30		J	7.1	55	ug/kg	SBQ07	SBQ07-0.5	A2	P0		0.500
26.00000	26		J	6.7	52	ug/kg	SBL04	SBL04-4.0	A4	P0		4.000
18.00000	18		J	6.6	52	ug/kg	SBO06	SBO106-10.0	A2	D		10.000
16.00000	16		J	7.2	56	ug/kg	SBQ08	SBQ08-9.0	A2	P0		9.000
15.00000	15		J	6.7	52	ug/kg	SBO04	SBO04-5.0	A2	P0		5.000
15.00000	15		J	6.7	52	ug/kg	SBQ07	SBQ07-5.0	A2	P0		5.000
14.00000	14		J	7.7	60	ug/kg	SBQ07	SBQ107-8.0	A2	D		8.000
13.00000	13		J	6.3	49	ug/kg	SBO06	SBO06-10.0	A2	P0		10.000
11.00000	11		J	6.2	48	ug/kg	SBQ07	SBQ07-8.0	A2	P0		8.000
9.500000	9.5		J	6.9	54	ug/kg	SBK04	SBK04-4.0	A4	P0		4.000
9.300000	9.3		J	6.1	48	ug/kg	SBK03	SBK03-4.0	A4	P0		4.000
8.500000	8.5		J	6.6	52	ug/kg	SBR09	SBR09-10.0	A2	P0		10.000
Benzene												
100.0000	100			0.12	0.89	ug/kg	SBJ03	SBJ03-6.5	A4	P0		6.500
53.00000	53			0.15	1.1	ug/kg	SBP10	SBP10-10.0	A4	P0		10.000
51.00000	51			0.13	0.95	ug/kg	SBK03	SBK03-4.0	A4	P0		4.000
42.00000	42			0.17	1.3	ug/kg	SBR09	SBR09-15.5	A2	P0		15.500

Notes: Results sorted by: 1) parameter; 2) highest to lowest detected concentration; VQ - ABBL validation flag; LQ - lab qualifier; "J" - the result is an estimated quantity; "D" - analysis required dilution; "B" - analyte detected in blank; composite samples are indicated by the abbreviation "COMP". *The 2006 Tetra Tech results were converted from wet weight to dry weight based on depth-discrete average moisture content measured during ABBL's 2007 investigation (see report Section 1.4.3).

Table 3G
Cover Soil Analytical Results
Detected Volatile Organic Compound Concentrations

Cover Soil Report
Former CalCompact Landfill
Carson, California

Dry Wt. Conc.*	Reported Conc.*	VQ	LQ	MDL	PQL	Units	Boring ID	Sample ID	Landfill Cell	Primary (P0) or Dup (D)	Com-posite	Depth (ft bgs)
Benzene												
29.00000	29	J		0.15	1.1	ug/kg	SBP10	SBP10-15.0	A4	P0		15.000
29.00000	29			0.28	2.1	ug/kg	SBQ11	SBQ11-15.0	A5	P0		15.000
17.00000	17			0.14	1.0	ug/kg	SBO04	SBO04-9.5	A2	P0		9.500
10.00000	10	J		0.13	0.97	ug/kg	SBP10	SBP110-15.0	A4	D		15.000
10.00000	10			0.25	1.8	ug/kg	SBQ04-P1	SBQ04-P1-1.0	A2	P0		1.000
6.800000	6.8			0.17	1.2	ug/kg	SBQ04-P1	SBQ04-P1-0.5	A2	P0		0.500
6.600000	6.6			0.16	1.2	ug/kg	SBP10	SBP10-5.0	A4	P0		5.000
6.600000	6.6			0.20	1.4	ug/kg	SBQ04	SBQ04-4.0	A2	P0		4.000
6.500000	6.5			0.15	1.1	ug/kg	SBN07	SBN07-14.5	A4	P0		14.500
4.900000	4.9			0.16	1.2	ug/kg	SBQ04	SBQ04-0.5	A2	P0		0.500
4.400000	4.4			0.22	1.6	ug/kg	SBP13-P1	SBP13-P1-1.0	A5	P0		1.000
4.200000	4.2			0.18	1.4	ug/kg	SBP12	SBP12-0.5	A5	P0		0.500
4.100000	4.1			0.17	1.3	ug/kg	SBP12	SBP112-0.5	A5	D		0.500
4.100000	4.1			0.14	1.0	ug/kg	SBQ10	SBQ10-12.5	A4	P0		12.500
3.800000	3.8	J		0.15	1.1	ug/kg	SBO08	SBO08-10.0	A4	P0		10.000
3.700000	3.7			0.21	1.6	ug/kg	SBP13-P1	SBP13-P1-0.5	A5	P0		0.500
3.700000	3.7			0.14	1.0	ug/kg	SBV11	SBV11-6.0	A2	P0		6.000
3.600000	3.6			0.16	1.2	ug/kg	SBJ13-P1	SBJ13-PS1-2.5	A3	P0		2.500
3.300000	3.3			0.14	1.1	ug/kg	SBU11	SBU11-5.5	A2	P0		5.500
3.200000	3.2			0.14	1.0	ug/kg	SBJ12	SBJ12-5.0	A3	P0		5.000
3.200000	3.2			0.15	1.2	ug/kg	SBP04	SBP04-14.0	A2	P0		14.000
3.100000	3.1			0.21	1.6	ug/kg	SBP13-P2	SBP13-P2-1.0	A5	P0		1.000
2.900000	2.9			0.15	1.1	ug/kg	SBR12	SBR12-15.0	A5	P0		15.000
2.800000	2.8			0.13	0.95	ug/kg	SBO09	SBO09-20.0	A4	P0		20.000
2.600000	2.6			0.17	1.3	ug/kg	SBP12	SBP12-10.0	A5	P0		10.000
2.500000	2.5			0.14	1.1	ug/kg	SBJ12	SBJ112-5.0	A3	D		5.000
2.500000	2.5			0.14	1.0	ug/kg	SBQ08	SBQ08-5.0	A2	P0		5.000
2.400000	2.4			0.14	1.0	ug/kg	SBQ09	SBQ09-15.0	A4	P0		15.000
2.300000	2.3	J		0.18	1.3	ug/kg	SBF05-P2	SBF105-PS2-15.0	A3	D		15.000
2.200000	2.2			0.14	1.0	ug/kg	SBN09	SBN09-13.5	A4	P0		13.500
2.100000	2.1			0.15	1.1	ug/kg	SBJ12	SBJ12-0.5	A3	P0		0.500
2.000000	2.0			0.15	1.1	ug/kg	SBO09	SBO09-0.5	A4	P0		0.500
1.800000	1.8			0.14	1.0	ug/kg	SBO04	SBO04-0.5	A2	P0		0.500
1.800000	1.8			0.15	1.1	ug/kg	SBQ08	SBQ08-9.0	A2	P0		9.000
1.800000	1.8			0.15	1.2	ug/kg	SBR06	SBR06-9.0	A2	P0		9.000
1.700000	1.7			0.13	0.94	ug/kg	SBL05	SBL05-4.0	A4	P0		4.000
1.600000	1.6			0.14	1.0	ug/kg	SBL04	SBL04-4.0	A4	P0		4.000
1.300000	1.3			0.12	0.92	ug/kg	SBP09	SBP09-24.5	A4	P0		24.500
1.100000	1.1		J	0.16	1.2	ug/kg	SBH05	SBH105-0.5	A3	D		0.500
1.100000	1.1			0.15	1.1	ug/kg	SBO09	SBO09-25.0	A4	P0		25.000
1.100000	1.1		J	0.22	1.6	ug/kg	SBR12	SBR112-0.5	A5	D		0.500
1.000000	1.0		J	0.22	1.6	ug/kg	SBR13-P1	SBR13-P1-1.0	A5	P0		1.000
0.950000	0.95		J	0.17	1.3	ug/kg	SBH05	SBH05-0.5	A3	P0		0.500
0.930000	0.93		J	0.15	1.1	ug/kg	SBQ07	SBQ07-0.5	A2	P0		0.500
0.860000	0.86		J	0.14	1.0	ug/kg	SBR09	SBR09-10.0	A2	P0		10.000

Notes: Results sorted by: 1) parameter; 2) highest to lowest detected concentration; VQ - ABBL validation flag; LQ - lab qualifier; "J" - the result is an estimated quantity; "D" - analysis required dilution; "B" - analyte detected in blank; composite samples are indicated by the abbreviation "COMP". *The 2006 Tetra Tech results were converted from wet weight to dry weight based on depth-discrete average moisture content measured during ABBL's 2007 investigation (see report Section 1.4.3).

Table 3G
Cover Soil Analytical Results
Detected Volatile Organic Compound Concentrations

Cover Soil Report
Former CalCompact Landfill
Carson, California

Dry Wt. Conc.*	Reported Conc.*	VQ	LQ	MDL	PQL	Units	Boring ID	Sample ID	Landfill Cell	Primary (P0) or Dup (D)	Com-posite	Depth (ft bgs)
Benzene												
0.850000	0.85		J	0.15	1.2	ug/kg	SBU11	SBU11-0.5	A2	P0		0.500
0.840000	0.84	J	J	0.15	1.1	ug/kg	SBF05-P2	SBF05-PS2-15.0	A3	P0		15.000
0.790000	0.79		J	0.17	1.2	ug/kg	SBR13-P1	SBR13-P1-0.5	A5	P0		0.500
0.690000	0.69		J	0.14	1.0	ug/kg	SBM07	SBM07-5.0	A4	P0		5.000
0.690000	0.69		J	0.20	1.5	ug/kg	SBP13-P2	SBP13-P2-0.5	A5	P0		0.500
0.660000	0.66		J	0.14	1.0	ug/kg	SBN13-P1	SBN13-PS1-4.5	A5	P0		4.500
0.640000	0.64		J	0.25	1.8	ug/kg	SBJ05	SBJ05-0.5	A4	P0		0.500
0.620000	0.62		J	0.14	1.0	ug/kg	SBR12	SBR12-10.0	A5	P0		10.000
0.560000	0.56		J	0.12	0.86	ug/kg	SBO09	SBO09-15.0	A4	P0		15.000
0.550000	0.55		J	0.14	1.0	ug/kg	SBQ07	SBQ07-5.0	A2	P0		5.000
0.520000	0.52		J	0.15	1.1	ug/kg	SBR12	SBR12-0.5	A5	P0		0.500
0.500000	0.50		J	0.12	0.91	ug/kg	SBO09	SBO09-10.0	A4	P0		10.000
0.490000	0.49		J	0.16	1.2	ug/kg	SBQ07	SBQ107-8.0	A2	D		8.000
0.480000	0.48		J	0.13	0.96	ug/kg	SBQ07	SBQ07-8.0	A2	P0		8.000
0.470000	0.47		J	0.15	1.1	ug/kg	SBR12	SBR12-17.0	A5	P0		17.000
0.460000	0.46		J	0.15	1.1	ug/kg	SBJ12	SBJ12-10.0	A3	P0		10.000
0.460000	0.46		J	0.16	1.2	ug/kg	SBL04	SBL04-0.5	A4	P0		0.500
0.440000	0.44		J	0.14	1.0	ug/kg	SBO06	SBO106-10.0	A2	D		10.000
0.390000	0.39		J	0.18	1.3	ug/kg	SBH09	SBH09-14.0	A3	P0		14.000
0.370000	0.37		J	0.14	1.0	ug/kg	SBO04	SBO04-5.0	A2	P0		5.000
0.320000	0.32		J	0.13	0.98	ug/kg	SBO06	SBO06-10.0	A2	P0		10.000
0.270000	0.27		J	0.11	0.83	ug/kg	SBP12	SBP12-5.0	A5	P0		5.000
0.260000	0.26		J	0.14	1.1	ug/kg	SBK04	SBK04-4.0	A4	P0		4.000
0.250000	0.25		J	0.13	0.93	ug/kg	SBR12	SBR12-5.0	A5	P0		5.000
n-Butylbenzene												
13000.00	13000			530	2400	ug/kg	SBP06	SBP06-24.0	A2	P0		24.000
230.0000	230	E	D	30	130	ug/kg	SBO04	SBO04-9.5	A2	P0		9.500
24.00000	24			0.25	1.1	ug/kg	SBN07	SBN07-14.5	A4	P0		14.500
24.00000	24			0.28	1.3	ug/kg	SBR09	SBR09-15.5	A2	P0		15.500
21.00000	21			0.26	1.2	ug/kg	SBJ13-P1	SBJ13-PS1-2.5	A3	P0		2.500
4.700000	4.7			0.23	1.0	ug/kg	SBN13-P1	SBN13-PS1-4.5	A5	P0		4.500
2.200000	2.2			0.20	0.89	ug/kg	SBJ03	SBJ03-6.5	A4	P0		6.500
1.800000	1.8			0.24	1.1	ug/kg	SBO08	SBO08-10.0	A4	P0		10.000
1.600000	1.6		J	0.46	2.1	ug/kg	SBQ11	SBQ11-15.0	A5	P0		15.000
1.500000	1.5			0.22	1.0	ug/kg	SBN09	SBN09-13.5	A4	P0		13.500
1.500000	1.5			0.24	1.1	ug/kg	SBP10	SBP10-15.0	A4	P0		15.000
1.200000	1.2			0.22	0.97	ug/kg	SBP10	SBP110-15.0	A4	D		15.000
1.200000	1.2			0.24	1.1	ug/kg	SBU11	SBU11-5.5	A2	P0		5.500
0.840000	0.84		J	0.28	1.3	ug/kg	SBP12	SBP12-10.0	A5	P0		10.000
0.490000	0.49		J	0.25	1.1	ug/kg	SBQ08	SBQ08-9.0	A2	P0		9.000
0.480000	0.48		J	0.21	0.95	ug/kg	SBK03	SBK03-4.0	A4	P0		4.000
0.370000	0.37		J	0.23	1.0	ug/kg	SBQ09	SBQ09-15.0	A4	P0		15.000

Notes: Results sorted by: 1) parameter; 2) highest to lowest detected concentration; VQ - ABBL validation flag; LQ - lab qualifier; "J" - the result is an estimated quantity; "D" - analysis required dilution; "B" - analyte detected in blank; composite samples are indicated by the abbreviation "COMP". *The 2006 Tetra Tech results were converted from wet weight to dry weight based on depth-discrete average moisture content measured during ABBL's 2007 investigation (see report Section 1.4.3).

Table 3G
Cover Soil Analytical Results
Detected Volatile Organic Compound Concentrations

Cover Soil Report
Former CalCompact Landfill
Carson, California

Dry Wt. Conc.*	Reported Conc.*	VQ	LQ	MDL	PQL	Units	Boring ID	Sample ID	Landfill Cell	Primary (P0) or Dup (D)	Com-posite	Depth (ft bgs)
sec-Butylbenzene												
11000.00	11000			240	2400	ug/kg	SBP06	SBP06-24.0	A2	P0		24.000
220.0000	220	E	D	14	130	ug/kg	SBO04	SBO04-9.5	A2	P0		9.500
180.0000	180			0.10	1.0	ug/kg	SBM07	SBM07-5.0	A4	P0		5.000
150.0000	150			0.12	1.1	ug/kg	SBN07	SBN07-14.5	A4	P0		14.500
44.00000	44			0.12	1.2	ug/kg	SBJ13-P1	SBJ13-PS1-2.5	A3	P0		2.500
19.00000	19			0.11	1.0	ug/kg	SBN13-P1	SBN13-PS1-4.5	A5	P0		4.500
18.00000	18			0.11	1.1	ug/kg	SBO08	SBO08-10.0	A4	P0		10.000
10.83520	9.6		J	5.0	10	ug/kg	SBK01	A2-K1-SB11A-7'-D	A2	P0		7.000
5.800000	5.8			0.13	1.3	ug/kg	SBR09	SBR09-15.5	A2	P0		15.500
5.700000	5.7			0.092	0.89	ug/kg	SBJ03	SBJ03-6.5	A4	P0		6.500
5.200000	5.2			0.11	1.1	ug/kg	SBP10	SBP10-15.0	A4	P0		15.000
4.500000	4.5			0.10	1.0	ug/kg	SBN09	SBN09-13.5	A4	P0		13.500
4.300000	4.3			0.12	1.2	ug/kg	SBR06	SBR06-9.0	A2	P0		9.000
4.000000	4.0			0.10	0.97	ug/kg	SBP10	SBP110-15.0	A4	D		15.000
3.800000	3.8			0.22	2.1	ug/kg	SBQ11	SBQ11-15.0	A5	P0		15.000
2.100000	2.1			0.13	1.3	ug/kg	SBP12	SBP12-10.0	A5	P0		10.000
1.500000	1.5			0.11	1.0	ug/kg	SBL04	SBL04-4.0	A4	P0		4.000
1.400000	1.4			0.13	1.2	ug/kg	SBP10	SBP10-5.0	A4	P0		5.000
1.300000	1.3			0.11	1.1	ug/kg	SBP10	SBP10-10.0	A4	P0		10.000
1.300000	1.3			0.11	1.1	ug/kg	SBU11	SBU11-5.5	A2	P0		5.500
1.200000	1.2			0.098	0.95	ug/kg	SBK03	SBK03-4.0	A4	P0		4.000
1.000000	1.0		J	0.12	1.2	ug/kg	SBP04	SBP04-14.0	A2	P0		14.000
0.960000	0.96		J	0.11	1.0	ug/kg	SBQ09	SBQ09-15.0	A4	P0		15.000
0.500000	0.50		J	0.12	1.1	ug/kg	SBQ08	SBQ08-9.0	A2	P0		9.000
0.400000	0.40		J	0.095	0.92	ug/kg	SBP09	SBP09-24.5	A4	P0		24.500
0.300000	0.30		J	0.11	1.0	ug/kg	SBO04	SBO04-0.5	A2	P0		0.500
0.190000	0.19		J	0.12	1.1	ug/kg	SBF05-P2	SBF05-PS2-15.0	A3	P0		15.000
0.180000	0.18		J	0.14	1.3	ug/kg	SBF05-P2	SBF105-PS2-15.0	A3	D		15.000
0.160000	0.16		J	0.11	1.0	ug/kg	SBQ10	SBQ10-12.5	A4	P0		12.500
0.140000	0.14		J	0.11	1.0	ug/kg	SBO06	SBO106-10.0	A2	D		10.000
0.140000	0.14		J	0.11	1.0	ug/kg	SBQ07	SBQ07-5.0	A2	P0		5.000
0.140000	0.14		J	0.11	1.0	ug/kg	SBQ08	SBQ08-5.0	A2	P0		5.000
0.130000	0.13		J	0.10	1.0	ug/kg	SBJ12	SBJ12-5.0	A3	P0		5.000
0.120000	0.12		J	0.097	0.94	ug/kg	SBL05	SBL05-4.0	A4	P0		4.000
Carbon disulfide												
1200.000	1200		J	420	24000	ug/kg	SBP06	SBP06-24.0	A2	P0		24.000
31.03840	27.5		J	25	50	ug/kg	SBL01	A2-L1-SB12A-7'-D	A2	P0		7.000
16.00000	16		J	0.29	16	ug/kg	SBP13-P1	SBP13-P1-1.0	A5	P0		1.000
14.00000	14			0.21	12	ug/kg	SBJ13-P1	SBJ13-PS1-2.5	A3	P0		2.500
14.00000	14		J	0.27	16	ug/kg	SBP13-P2	SBP13-P2-1.0	A5	P0		1.000
8.500000	8.5		J	0.28	16	ug/kg	SBP13-P1	SBP13-P1-0.5	A5	P0		0.500
7.300000	7.3		J	0.18	10	ug/kg	SBO04	SBO04-9.5	A2	P0		9.500
5.700000	5.7		J	0.26	15	ug/kg	SBP13-P2	SBP13-P2-0.5	A5	P0		0.500
5.400000	5.4		J	0.24	14	ug/kg	SBP12	SBP12-0.5	A5	P0		0.500

Notes: Results sorted by: 1) parameter; 2) highest to lowest detected concentration; VQ - ABBL validation flag; LQ - lab qualifier; "J" - the result is an estimated quantity; "D" - analysis required dilution; "B" - analyte detected in blank; composite samples are indicated by the abbreviation "COMP". *The 2006 Tetra Tech results were converted from wet weight to dry weight based on depth-discrete average moisture content measured during ABBL's 2007 investigation (see report Section 1.4.3).

Table 3G
Cover Soil Analytical Results
Detected Volatile Organic Compound Concentrations

Cover Soil Report
Former CalCompact Landfill
Carson, California

Dry Wt. Conc.*	Reported Conc.*	VQ	LQ	MDL	PQL	Units	Boring ID	Sample ID	Landfill Cell	Primary (P0) or Dup (D)	Com-posite	Depth (ft bgs)
Carbon disulfide												
5.400000	5.4		J	0.28	16	ug/kg	SBR12	SBR112-0.5	A5	D		0.500
5.300000	5.3		J	0.18	10	ug/kg	SBJ12	SBJ12-5.0	A3	P0		5.000
4.900000	4.9		J	0.17	9.4	ug/kg	SBL05	SBL05-4.0	A4	P0		4.000
4.800000	4.8		J	0.22	13	ug/kg	SBR09	SBR09-15.5	A2	P0		15.500
4.700000	4.7		J	0.16	8.9	ug/kg	SBJ03	SBJ03-6.5	A4	P0		6.500
4.700000	4.7		J	0.18	10	ug/kg	SBN13-P1	SBN13-PS1-4.5	A5	P0		4.500
4.700000	4.7		J	0.18	10	ug/kg	SBQ10	SBQ10-12.5	A4	P0		12.500
4.500000	4.5		J	0.23	13	ug/kg	SBP12	SBP112-0.5	A5	D		0.500
3.900000	3.9		J	0.20	11	ug/kg	SBQ08	SBQ08-9.0	A2	P0		9.000
3.500000	3.5		J	0.18	10	ug/kg	SBN09	SBN09-13.5	A4	P0		13.500
3.300000	3.3		J	0.20	12	ug/kg	SBU11	SBU11-0.5	A2	P0		0.500
3.100000	3.1		J	0.17	9.5	ug/kg	SBO09	SBO09-20.0	A4	P0		20.000
3.100000	3.1		J	0.20	12	ug/kg	SBR06	SBR06-9.0	A2	P0		9.000
3.000000	3.0		J	0.19	11	ug/kg	SBJ12	SBJ12-0.5	A3	P0		0.500
2.900000	2.9		J	0.20	11	ug/kg	SBR12	SBR12-0.5	A5	P0		0.500
2.500000	2.5		J	0.18	10	ug/kg	SBQ07	SBQ07-5.0	A2	P0		5.000
2.400000	2.4		J	0.16	9.1	ug/kg	SBO09	SBO09-10.0	A4	P0		10.000
2.200000	2.2		J	0.32	18	ug/kg	SBQ04-P1	SBQ04-P1-1.0	A2	P0		1.000
2.200000	2.2		J	0.28	16	ug/kg	SBR13-P1	SBR13-P1-1.0	A5	P0		1.000
2.100000	2.1		J	0.22	12	ug/kg	SBR13-P1	SBR13-P1-0.5	A5	P0		0.500
1.900000	1.9		J	0.20	11	ug/kg	SBF05-P2	SBF05-PS2-15.0	A3	P0		15.000
1.900000	1.9		J	0.21	12	ug/kg	SBP10	SBP10-5.0	A4	P0		5.000
1.900000	1.9	J	J	0.17	9.7	ug/kg	SBP10	SBP110-15.0	A4	D		15.000
1.800000	1.8		J	0.18	10	ug/kg	SBQ09	SBQ09-15.0	A4	P0		15.000
1.800000	1.8		J	0.37	21	ug/kg	SBQ11	SBQ11-15.0	A5	P0		15.000
1.800000	1.8		J	0.19	11	ug/kg	SBU11	SBU11-5.5	A2	P0		5.500
1.700000	1.7		J	0.19	11	ug/kg	SBO08	SBO08-10.0	A4	P0		10.000
1.600000	1.6		J	0.22	12	ug/kg	SBQ04-P1	SBQ04-P1-0.5	A2	P0		0.500
1.500000	1.5		J	0.19	11	ug/kg	SBJ12	SBJ112-5.0	A3	D		5.000
1.400000	1.4		J	0.23	13	ug/kg	SBF05-P2	SBF105-PS2-15.0	A3	D		15.000
1.300000	1.3		J	0.25	14	ug/kg	SBQ04	SBQ04-4.0	A2	P0		4.000
1.200000	1.2		J	0.15	8.6	ug/kg	SBO09	SBO09-15.0	A4	P0		15.000
1.200000	1.2	J	J	0.19	11	ug/kg	SBP10	SBP10-15.0	A4	P0		15.000
1.100000	1.1		J	0.18	10	ug/kg	SBL04	SBL04-4.0	A4	P0		4.000
1.100000	1.1		J	0.20	12	ug/kg	SBQ04	SBQ04-0.5	A2	P0		0.500
1.000000	1.0		J	0.17	9.6	ug/kg	SBQ07	SBQ07-8.0	A2	P0		8.000
1.000000	1.0		J	0.19	11	ug/kg	SBR12	SBR12-15.0	A5	P0		15.000
0.990000	0.99		J	0.20	12	ug/kg	SBP04	SBP04-14.0	A2	P0		14.000
0.990000	0.99		J	0.19	11	ug/kg	SBR12	SBR12-17.0	A5	P0		17.000
0.970000	0.97		J	0.22	13	ug/kg	SBP12	SBP12-10.0	A5	P0		10.000
0.700000	0.70		J	0.32	18	ug/kg	SBJ05	SBJ05-0.5	A4	P0		0.500
0.650000	0.65		J	0.21	12	ug/kg	SBQ07	SBQ107-8.0	A2	D		8.000
0.620000	0.62		J	0.19	11	ug/kg	SBO09	SBO09-25.0	A4	P0		25.000
0.590000	0.59		J	0.18	10	ug/kg	SBV11	SBV11-6.0	A2	P0		6.000
0.530000	0.53		J	0.18	10	ug/kg	SBO04	SBO04-0.5	A2	P0		0.500

Notes: Results sorted by: 1) parameter; 2) highest to lowest detected concentration; VQ - ABBL validation flag; LQ - lab qualifier; "J" - the result is an estimated quantity; "D" - analysis required dilution; "B" - analyte detected in blank; composite samples are indicated by the abbreviation "COMP". *The 2006 Tetra Tech results were converted from wet weight to dry weight based on depth-discrete average moisture content measured during ABBL's 2007 investigation (see report Section 1.4.3).

Table 3G
Cover Soil Analytical Results
Detected Volatile Organic Compound Concentrations

Cover Soil Report
Former CalCompact Landfill
Carson, California

Dry Wt. Conc.*	Reported Conc.*	VQ	LQ	MDL	PQL	Units	Boring ID	Sample ID	Landfill Cell	Primary (P0) or Dup (D)	Com-posite	Depth (ft bgs)
Carbon disulfide												
0.430000	0.43		J	0.19	11	ug/kg	SBQ07	SBQ07-0.5	A2	P0		0.500
0.420000	0.42		J	0.18	10	ug/kg	SBO06	SBO106-10.0	A2	D		10.000
0.360000	0.36		J	0.17	9.5	ug/kg	SBK03	SBK03-4.0	A4	P0		4.000
0.350000	0.35		J	0.16	9.2	ug/kg	SBP09	SBP09-24.5	A4	P0		24.500
0.310000	0.31		J	0.19	11	ug/kg	SBK04	SBK04-4.0	A4	P0		4.000
0.210000	0.21		J	0.14	8.1	ug/kg	SBO09	SBO09-5.0	A4	P0		5.000
0.200000	0.20		J	0.15	8.3	ug/kg	SBP12	SBP12-5.0	A5	P0		5.000
Chlorobenzene												
37.00000	37			0.20	1.3	ug/kg	SBF05-P2	SBF105-PS2-15.0	A3	D		15.000
30.00000	30			0.17	1.1	ug/kg	SBF05-P2	SBF05-PS2-15.0	A3	P0		15.000
20.00000	20			0.15	1.0	ug/kg	SBN09	SBN09-13.5	A4	P0		13.500
17.00000	17			0.15	1.0	ug/kg	SBO04	SBO04-9.5	A2	P0		9.500
13.00000	13			0.28	1.8	ug/kg	SBJ05	SBJ05-0.5	A4	P0		0.500
9.600000	9.6	J		0.16	1.1	ug/kg	SBP10	SBP10-15.0	A4	P0		15.000
8.900000	8.9			0.16	1.1	ug/kg	SBP10	SBP10-10.0	A4	P0		10.000
6.400000	6.4			0.15	1.0	ug/kg	SBM07	SBM07-5.0	A4	P0		5.000
5.900000	5.9	J		0.15	0.97	ug/kg	SBP10	SBP110-15.0	A4	D		15.000
5.500000	5.5			0.19	1.3	ug/kg	SBP12	SBP12-10.0	A5	P0		10.000
4.400000	4.4			0.31	2.1	ug/kg	SBQ11	SBQ11-15.0	A5	P0		15.000
2.800000	2.8			0.19	1.3	ug/kg	SBR09	SBR09-15.5	A2	P0		15.500
2.600000	2.6			0.18	1.2	ug/kg	SBP10	SBP10-5.0	A4	P0		5.000
2.200000	2.2			0.17	1.2	ug/kg	SBR06	SBR06-9.0	A2	P0		9.000
2.100000	2.1			0.17	1.2	ug/kg	SBP04	SBP04-14.0	A2	P0		14.000
1.800000	1.8			0.15	1.0	ug/kg	SBQ09	SBQ09-15.0	A4	P0		15.000
1.400000	1.4			0.18	1.2	ug/kg	SBJ13-P1	SBJ13-PS1-2.5	A3	P0		2.500
0.870000	0.87		J	0.17	1.1	ug/kg	SBJ12	SBJ12-10.0	A3	P0		10.000
0.760000	0.76	J	J	0.16	1.1	ug/kg	SBO08	SBO08-10.0	A4	P0		10.000
0.730000	0.73		J	0.15	1.0	ug/kg	SBJ12	SBJ12-5.0	A3	P0		5.000
0.680000	0.68		J	0.15	1.0	ug/kg	SBQ10	SBQ10-12.5	A4	P0		12.500
0.670000	0.67		J	0.14	0.94	ug/kg	SBL05	SBL05-4.0	A4	P0		4.000
0.630000	0.63		J	0.17	1.1	ug/kg	SBQ08	SBQ08-9.0	A2	P0		9.000
0.590000	0.59		J	0.13	0.89	ug/kg	SBJ03	SBJ03-6.5	A4	P0		6.500
0.540000	0.54		J	0.15	1.0	ug/kg	SBQ08	SBQ08-5.0	A2	P0		5.000
0.400000	0.40		J	0.16	1.1	ug/kg	SBJ12	SBJ112-5.0	A3	D		5.000
0.320000	0.32		J	0.14	0.95	ug/kg	SBK03	SBK03-4.0	A4	P0		4.000
0.250000	0.25		J	0.16	1.0	ug/kg	SBO04	SBO04-0.5	A2	P0		0.500
0.210000	0.21		J	0.16	1.1	ug/kg	SBU11	SBU11-5.5	A2	P0		5.500
0.180000	0.18		J	0.15	0.98	ug/kg	SBO06	SBO06-10.0	A2	P0		10.000
0.160000	0.16		J	0.16	1.0	ug/kg	SBL04	SBL04-4.0	A4	P0		4.000
0.160000	0.16		J	0.15	1.0	ug/kg	SBN13-P1	SBN13-PS1-4.5	A5	P0		4.500
0.130000	0.13		J	0.12	0.83	ug/kg	SBP12	SBP12-5.0	A5	P0		5.000

Notes: Results sorted by: 1) parameter; 2) highest to lowest detected concentration; VQ - ABBL validation flag; LQ - lab qualifier; "J" - the result is an estimated quantity; "D" - analysis required dilution; "B" - analyte detected in blank; composite samples are indicated by the abbreviation "COMP". *The 2006 Tetra Tech results were converted from wet weight to dry weight based on depth-discrete average moisture content measured during ABBL's 2007 investigation (see report Section 1.4.3).

Table 3G
Cover Soil Analytical Results
Detected Volatile Organic Compound Concentrations

Cover Soil Report
Former CalCompact Landfill
Carson, California

Dry Wt. Conc.*	Reported Conc.*	VQ	LQ	MDL	PQL	Units	Boring ID	Sample ID	Landfill Cell	Primary (P0) or Dup (D)	Com-posite	Depth (ft bgs)
Chloroethane												
0.580000	0.58		J	0.49	2.4	ug/kg	SBJ13-P1	SBJ13-PS1-2.5	A3	P0		2.500
2-Chlorotoluene												
0.300000	0.30		J	0.17	1.4	ug/kg	SBQ04	SBQ04-4.0	A2	P0		4.000
4-Chlorotoluene												
0.170000	0.17		J	0.11	1.0	ug/kg	SBQ07	SBQ07-5.0	A2	P0		5.000
0.110000	0.11		J	0.11	1.0	ug/kg	SBV11	SBV11-6.0	A2	P0		6.000
1,2-Dichlorobenzene												
4300.000	4300			300	2400	ug/kg	SBP06	SBP06-24.0	A2	P0		24.000
59.00000	59			0.13	1.0	ug/kg	SBM07	SBM07-5.0	A4	P0		5.000
14.00000	14			0.13	1.0	ug/kg	SBO04	SBO04-9.5	A2	P0		9.500
5.300000	5.3			0.15	1.2	ug/kg	SBP04	SBP04-14.0	A2	P0		14.000
2.600000	2.6			0.16	1.3	ug/kg	SBR09	SBR09-15.5	A2	P0		15.500
2.500000	2.5			0.15	1.2	ug/kg	SBJ13-P1	SBJ13-PS1-2.5	A3	P0		2.500
1.900000	1.9			0.15	1.2	ug/kg	SBR06	SBR06-9.0	A2	P0		9.000
1.300000	1.3		J	0.27	2.1	ug/kg	SBQ11	SBQ11-15.0	A5	P0		15.000
0.600000	0.60		J	0.14	1.1	ug/kg	SBO08	SBO08-10.0	A4	P0		10.000
0.360000	0.36		J	0.11	0.89	ug/kg	SBJ03	SBJ03-6.5	A4	P0		6.500
0.310000	0.31		J	0.13	1.0	ug/kg	SBQ09	SBQ09-15.0	A4	P0		15.000
0.150000	0.15		J	0.13	1.0	ug/kg	SBO06	SBO106-10.0	A2	D		10.000
0.150000	0.15		J	0.14	1.1	ug/kg	SBU11	SBU11-5.5	A2	P0		5.500
1,3-Dichlorobenzene												
1.300000	1.3			0.16	1.0	ug/kg	SBO04	SBO04-9.5	A2	P0		9.500
0.850000	0.85		J	0.16	1.0	ug/kg	SBM07	SBM07-5.0	A4	P0		5.000
0.250000	0.25		J	0.19	1.2	ug/kg	SBJ13-P1	SBJ13-PS1-2.5	A3	P0		2.500
0.250000	0.25		J	0.19	1.2	ug/kg	SBP04	SBP04-14.0	A2	P0		14.000
0.230000	0.23		J	0.19	1.2	ug/kg	SBR06	SBR06-9.0	A2	P0		9.000
1,4-Dichlorobenzene												
47.00000	47			0.18	1.2	ug/kg	SBJ13-P1	SBJ13-PS1-2.5	A3	P0		2.500
27.00000	27			0.32	2.1	ug/kg	SBQ11	SBQ11-15.0	A5	P0		15.000
14.72680	12.4			5.0	10	ug/kg	SBP03	A2-P3-SB45-10'-D	A2	P0		10.000
14.18270	11.8			5.0	10	ug/kg	SBN01	A2-N1-SB14A-8'-D	A2	P0		8.000
12.00000	12			0.20	1.3	ug/kg	SBR09	SBR09-15.5	A2	P0		15.500
10.00000	10			0.16	1.0	ug/kg	SBO04	SBO04-9.5	A2	P0		9.500
9.289000	8.1		J	5.0	10	ug/kg	SBP03	A2-P3-SB45-12'-D	A2	P0		12.000
9.112100	7.8		J	5.0	10	ug/kg	SBL03	A2-L3-SB41-5'-D	A2	P0		5.000
8.100000	8.1			0.17	1.1	ug/kg	SBP10	SBP10-15.0	A4	P0		15.000
7.100000	7.1			0.16	1.0	ug/kg	SBM07	SBM07-5.0	A4	P0		5.000
7.100000	7.1			0.15	0.97	ug/kg	SBP10	SBP110-15.0	A4	D		15.000
5.200000	5.2			0.18	1.2	ug/kg	SBR06	SBR06-9.0	A2	P0		9.000
4.700000	4.7			0.16	1.0	ug/kg	SBQ09	SBQ09-15.0	A4	P0		15.000
4.000000	4.0			0.14	0.89	ug/kg	SBJ03	SBJ03-6.5	A4	P0		6.500
3.600000	3.6			0.17	1.1	ug/kg	SBP10	SBP10-10.0	A4	P0		10.000
2.800000	2.8			0.15	0.95	ug/kg	SBK03	SBK03-4.0	A4	P0		4.000
2.300000	2.3			0.16	1.0	ug/kg	SBQ10	SBQ10-12.5	A4	P0		12.500

Notes: Results sorted by: 1) parameter; 2) highest to lowest detected concentration; VQ - ABBL validation flag; LQ - lab qualifier; "J" - the result is an estimated quantity; "D" - analysis required dilution; "B" - analyte detected in blank; composite samples are indicated by the abbreviation "COMP". *The 2006 Tetra Tech results were converted from wet weight to dry weight based on depth-discrete average moisture content measured during ABBL's 2007 investigation (see report Section 1.4.3).

Table 3G
Cover Soil Analytical Results
Detected Volatile Organic Compound Concentrations

Cover Soil Report
Former CalCompact Landfill
Carson, California

Dry Wt. Conc.*	Reported Conc.*	VQ	LQ	MDL	PQL	Units	Boring ID	Sample ID	Landfill Cell	Primary (P0) or Dup (D)	Com-posite	Depth (ft bgs)
1,4-Dichlorobenzene												
2.000000	2.0			0.19	1.2	ug/kg	SBP10	SBP10-5.0	A4	P0		5.000
1.900000	1.9			0.17	1.1	ug/kg	SBO08	SBO08-10.0	A4	P0		10.000
1.800000	1.8			0.16	1.1	ug/kg	SBU11	SBU11-5.5	A2	P0		5.500
1.600000	1.6			0.16	1.0	ug/kg	SBN09	SBN09-13.5	A4	P0		13.500
1.500000	1.5			0.18	1.2	ug/kg	SBP04	SBP04-14.0	A2	P0		14.000
1.400000	1.4			0.16	1.0	ug/kg	SBN13-P1	SBN13-PS1-4.5	A5	P0		4.500
1.300000	1.3			0.17	1.1	ug/kg	SBQ08	SBQ08-9.0	A2	P0		9.000
0.700000	0.70		J	0.21	1.3	ug/kg	SBF05-P2	SBF105-PS2-15.0	A3	D		15.000
0.650000	0.65		J	0.16	1.0	ug/kg	SBQ08	SBQ08-5.0	A2	P0		5.000
0.460000	0.46		J	0.17	1.1	ug/kg	SBF05-P2	SBF05-PS2-15.0	A3	P0		15.000
0.410000	0.41		J	0.16	1.0	ug/kg	SBR09	SBR09-10.0	A2	P0		10.000
0.370000	0.37		J	0.28	1.8	ug/kg	SBQ04-P1	SBQ04-P1-1.0	A2	P0		1.000
0.300000	0.30		J	0.17	1.1	ug/kg	SBR12	SBR12-17.0	A5	P0		17.000
0.290000	0.29		J	0.17	1.1	ug/kg	SBR12	SBR12-15.0	A5	P0		15.000
0.270000	0.27		J	0.24	1.6	ug/kg	SBP13-P2	SBP13-P2-1.0	A5	P0		1.000
0.200000	0.20		J	0.19	1.2	ug/kg	SBQ04-P1	SBQ04-P1-0.5	A2	P0		0.500
0.190000	0.19		J	0.19	1.3	ug/kg	SBP12	SBP12-10.0	A5	P0		10.000
0.190000	0.19		J	0.16	1.0	ug/kg	SBV11	SBV11-6.0	A2	P0		6.000
cis-1,2-Dichloroethene												
160.0000	160			0.31	1.1	ug/kg	SBP10	SBP10-10.0	A4	P0		10.000
100.0000	100	J		0.30	1.1	ug/kg	SBP10	SBP10-15.0	A4	P0		15.000
33.00000	33	J		0.27	0.97	ug/kg	SBP10	SBP110-15.0	A4	D		15.000
28.00000	28			0.36	1.3	ug/kg	SBR09	SBR09-15.5	A2	P0		15.500
19.00000	19			0.32	1.1	ug/kg	SBN07	SBN07-14.5	A4	P0		14.500
18.00000	18			0.34	1.2	ug/kg	SBP10	SBP10-5.0	A4	P0		5.000
18.00000	18			0.36	1.3	ug/kg	SBP12	SBP12-10.0	A5	P0		10.000
14.00000	14			0.59	2.1	ug/kg	SBQ11	SBQ11-15.0	A5	P0		15.000
11.00000	11	J		0.28	0.98	ug/kg	SBO06	SBO06-10.0	A2	P0		10.000
10.00000	10			0.25	0.89	ug/kg	SBJ03	SBJ03-6.5	A4	P0		6.500
9.263700	7.8		J	5.0	10	ug/kg	SBL02	A2-L2-SB18-10'-D-Dup	A2	D		10.000
6.800000	6.8			0.29	1.0	ug/kg	SBQ10	SBQ10-12.5	A4	P0		12.500
4.500000	4.5			0.29	1.0	ug/kg	SBQ09	SBQ09-15.0	A4	P0		15.000
2.400000	2.4			0.29	1.0	ug/kg	SBM07	SBM07-5.0	A4	P0		5.000
2.200000	2.2			0.29	1.0	ug/kg	SBQ08	SBQ08-5.0	A2	P0		5.000
2.100000	2.1	J		0.29	1.0	ug/kg	SBO06	SBO106-10.0	A2	D		10.000
1.900000	1.9			0.32	1.2	ug/kg	SBR06	SBR06-9.0	A2	P0		9.000
1.100000	1.1		J	0.32	1.1	ug/kg	SBQ08	SBQ08-9.0	A2	P0		9.000
0.570000	0.57		J	0.29	1.0	ug/kg	SBR09	SBR09-10.0	A2	P0		10.000
trans-1,2-Dichloroethene												
1.200000	1.2			0.28	1.1	ug/kg	SBP10	SBP10-10.0	A4	P0		10.000
0.810000	0.81		J	0.27	1.1	ug/kg	SBP10	SBP10-15.0	A4	P0		15.000

Notes: Results sorted by: 1) parameter; 2) highest to lowest detected concentration; VQ - ABBL validation flag; LQ - lab qualifier; "J" - the result is an estimated quantity; "D" - analysis required dilution; "B" - analyte detected in blank; composite samples are indicated by the abbreviation "COMP". *The 2006 Tetra Tech results were converted from wet weight to dry weight based on depth-discrete average moisture content measured during ABBL's 2007 investigation (see report Section 1.4.3).

Table 3G
Cover Soil Analytical Results
Detected Volatile Organic Compound Concentrations

Cover Soil Report
Former CalCompact Landfill
Carson, California

Dry Wt. Conc.*	Reported Conc.*	VQ	LQ	MDL	PQL	Units	Boring ID	Sample ID	Landfill Cell	Primary (P0) or Dup (D)	Com-posite	Depth (ft bgs)
1,2-Dichloropropane												
0.660000	0.66		J	0.32	1.2	ug/kg	SBJ13-P1	SBJ13-PS1-2.5	A3	P0		2.500
Ethylbenzene												
120000.0	120000			370	2400	ug/kg	SBP06	SBP06-24.0	A2	P0		24.000
3800.000	3800		D	16	100	ug/kg	SBO08	SBO08-10.0	A4	P0		10.000
1800.000	1800		D	7.5	49	ug/kg	SBJ03	SBJ03-6.5	A4	P0		6.500
860.0000	860	J	D	8.0	52	ug/kg	SBP10	SBP10-15.0	A4	P0		15.000
770.0000	770		D	7.7	50	ug/kg	SBN07	SBN07-14.5	A4	P0		14.500
320.0000	320		D	8.5	55	ug/kg	SBJ13-P1	SBJ13-PS1-2.5	A3	P0		2.500
180.0000	180	J		0.15	0.97	ug/kg	SBP10	SBP110-15.0	A4	D		15.000
114.1355	97.7			2.0	10	ug/kg	SBL03	A2-L3-SB41-5'-D	A2	P0		5.000
81.00000	81			0.16	1.0	ug/kg	SBN13-P1	SBN13-PS1-4.5	A5	P0		4.500
68.00000	68	E	D	21	130	ug/kg	SBO04	SBO04-9.5	A2	P0		9.500
41.00000	41			0.20	1.3	ug/kg	SBR09	SBR09-15.5	A2	P0		15.500
28.00000	28			0.16	1.0	ug/kg	SBO04	SBO04-0.5	A2	P0		0.500
28.00000	28			0.17	1.1	ug/kg	SBQ07	SBQ07-0.5	A2	P0		0.500
27.00000	27			0.16	1.0	ug/kg	SBM07	SBM07-5.0	A4	P0		5.000
26.00000	26			0.16	1.0	ug/kg	SBN09	SBN09-13.5	A4	P0		13.500
18.00000	18			0.15	0.95	ug/kg	SBK03	SBK03-4.0	A4	P0		4.000
14.00000	14			0.17	1.1	ug/kg	SBP10	SBP10-10.0	A4	P0		10.000
13.54400	12.0			2.0	10	ug/kg	SBL01	A2-L1-SB12A-7'-D	A2	P0		7.000
6.971200	5.8		J	2.0	10	ug/kg	SBL03	A2-L3-SB41-8'-D	A2	P0		8.000
6.400000	6.4			0.17	1.1	ug/kg	SBO09	SBO09-0.5	A4	P0		0.500
5.288500	4.4		J	2.0	10	ug/kg	SBM02	A2-M2-SB17A-8'-D	A2	P0		8.000
4.000000	4.0			0.28	1.8	ug/kg	SBJ05	SBJ05-0.5	A4	P0		0.500
3.500000	3.5			0.28	1.8	ug/kg	SBQ04-P1	SBQ04-P1-1.0	A2	P0		1.000
3.200000	3.2			0.15	0.94	ug/kg	SBL05	SBL05-4.0	A4	P0		4.000
2.900000	2.9			0.32	2.1	ug/kg	SBQ11	SBQ11-15.0	A5	P0		15.000
2.900000	2.9			0.17	1.1	ug/kg	SBU11	SBU11-5.5	A2	P0		5.500
2.500000	2.5			0.17	1.1	ug/kg	SBQ08	SBQ08-9.0	A2	P0		9.000
2.300000	2.3			0.19	1.2	ug/kg	SBP10	SBP10-5.0	A4	P0		5.000
2.300000	2.3			0.19	1.2	ug/kg	SBQ04-P1	SBQ04-P1-0.5	A2	P0		0.500
2.200000	2.2			0.22	1.4	ug/kg	SBQ04	SBQ04-4.0	A2	P0		4.000
1.600000	1.6			0.18	1.2	ug/kg	SBQ04	SBQ04-0.5	A2	P0		0.500
1.300000	1.3			0.16	1.0	ug/kg	SBV11	SBV11-6.0	A2	P0		6.000
1.200000	1.2			0.16	1.0	ug/kg	SBQ09	SBQ09-15.0	A4	P0		15.000
1.000000	1.0		J	0.16	1.0	ug/kg	SBJ12	SBJ12-5.0	A3	P0		5.000
0.980000	0.98		J	0.18	1.2	ug/kg	SBP04	SBP04-14.0	A2	P0		14.000
0.950000	0.95		J	0.17	1.1	ug/kg	SBJ12	SBJ12-0.5	A3	P0		0.500
0.850000	0.85		J	0.15	0.95	ug/kg	SBO09	SBO09-20.0	A4	P0		20.000
0.740000	0.74		J	0.17	1.1	ug/kg	SBR12	SBR12-15.0	A5	P0		15.000
0.720000	0.72		J	0.24	1.6	ug/kg	SBP13-P1	SBP13-P1-0.5	A5	P0		0.500
0.710000	0.71		J	0.21	1.4	ug/kg	SBP12	SBP12-0.5	A5	P0		0.500
0.710000	0.71		J	0.25	1.6	ug/kg	SBP13-P1	SBP13-P1-1.0	A5	P0		1.000
0.640000	0.64		J	0.17	1.1	ug/kg	SBJ12	SBJ112-5.0	A3	D		5.000

Notes: Results sorted by: 1) parameter; 2) highest to lowest detected concentration; VQ - ABBL validation flag; LQ - lab qualifier; "J" - the result is an estimated quantity; "D" - analysis required dilution; "B" - analyte detected in blank; composite samples are indicated by the abbreviation "COMP". *The 2006 Tetra Tech results were converted from wet weight to dry weight based on depth-discrete average moisture content measured during ABBL's 2007 investigation (see report Section 1.4.3).

Table 3G
Cover Soil Analytical Results
Detected Volatile Organic Compound Concentrations

Cover Soil Report
Former CalCompact Landfill
Carson, California

Dry Wt. Conc.*	Reported Conc.*	VQ	LQ	MDL	PQL	Units	Boring ID	Sample ID	Landfill Cell	Primary (P0) or Dup (D)	Com-posite	Depth (ft bgs)
Ethylbenzene												
0.600000	0.60		J	0.24	1.6	ug/kg	SBP13-P2	SBP13-P2-1.0	A5	P0		1.000
0.570000	0.57		J	0.20	1.3	ug/kg	SBP12	SBP112-0.5	A5	D		0.500
0.530000	0.53		J	0.20	1.3	ug/kg	SBP12	SBP12-10.0	A5	P0		10.000
0.510000	0.51		J	0.16	1.0	ug/kg	SBQ10	SBQ10-12.5	A4	P0		12.500
0.430000	0.43		J	0.18	1.2	ug/kg	SBR06	SBR06-9.0	A2	P0		9.000
0.390000	0.39		J	0.14	0.92	ug/kg	SBP09	SBP09-24.5	A4	P0		24.500
0.340000	0.34		J	0.18	1.2	ug/kg	SBL04	SBL04-0.5	A4	P0		0.500
0.300000	0.30		J	0.16	1.0	ug/kg	SBL04	SBL04-4.0	A4	P0		4.000
0.210000	0.21		J	0.17	1.1	ug/kg	SBO09	SBO09-25.0	A4	P0		25.000
0.210000	0.21		J	0.17	1.1	ug/kg	SBR12	SBR12-17.0	A5	P0		17.000
0.200000	0.20		J	0.18	1.1	ug/kg	SBF05-P2	SBF05-PS2-15.0	A3	P0		15.000
0.200000	0.20		J	0.14	0.91	ug/kg	SBO09	SBO09-10.0	A4	P0		10.000
0.190000	0.19		J	0.17	1.1	ug/kg	SBK04	SBK04-4.0	A4	P0		4.000
0.190000	0.19		J	0.16	1.0	ug/kg	SBO04	SBO04-5.0	A2	P0		5.000
0.190000	0.19		J	0.16	1.0	ug/kg	SBQ08	SBQ08-5.0	A2	P0		5.000
0.170000	0.17		J	0.16	1.0	ug/kg	SBR09	SBR09-10.0	A2	P0		10.000
Freon 11 (Trichlorofluoromethane)												
0.990000	0.99		J	0.23	15	ug/kg	SBP13-P2	SBP13-P2-0.5	A5	P0		0.500
Freon 12 (Dichlorodifluoromethane)												
0.590000	0.59		J	0.19	2.0	ug/kg	SBO06	SBO06-10.0	A2	P0		10.000
Isopropylbenzene												
3700.000	3700			280	2400	ug/kg	SBP06	SBP06-24.0	A2	P0		24.000
38.00000	38			0.12	1.0	ug/kg	SBN13-P1	SBN13-PS1-4.5	A5	P0		4.500
31.00000	31			0.13	1.1	ug/kg	SBP10	SBP10-15.0	A4	P0		15.000
28.00000	28			0.11	0.89	ug/kg	SBJ03	SBJ03-6.5	A4	P0		6.500
21.00000	21			0.12	0.97	ug/kg	SBP10	SBP110-15.0	A4	D		15.000
18.00000	18	E	D	16	130	ug/kg	SBO04	SBO04-9.5	A2	P0		9.500
15.07010	12.9			5.0	10	ug/kg	SBL03	A2-L3-SB41-5'-D	A2	P0		5.000
8.800000	8.8			0.15	1.3	ug/kg	SBR09	SBR09-15.5	A2	P0		15.500
4.200000	4.2			0.13	1.1	ug/kg	SBN07	SBN07-14.5	A4	P0		14.500
3.500000	3.5			0.13	1.1	ug/kg	SBP10	SBP10-10.0	A4	P0		10.000
2.200000	2.2			0.11	0.95	ug/kg	SBK03	SBK03-4.0	A4	P0		4.000
1.700000	1.7			0.14	1.2	ug/kg	SBP10	SBP10-5.0	A4	P0		5.000
1.700000	1.7		J	0.25	2.1	ug/kg	SBQ11	SBQ11-15.0	A5	P0		15.000
1.300000	1.3			0.14	1.2	ug/kg	SBJ13-P1	SBJ13-PS1-2.5	A3	P0		2.500
1.300000	1.3			0.13	1.1	ug/kg	SBQ07	SBQ07-0.5	A2	P0		0.500
0.950000	0.95		J	0.13	1.1	ug/kg	SBU11	SBU11-5.5	A2	P0		5.500
0.610000	0.61		J	0.12	1.0	ug/kg	SBJ12	SBJ12-5.0	A3	P0		5.000
0.530000	0.53		J	0.22	1.8	ug/kg	SBJ05	SBJ05-0.5	A4	P0		0.500
0.530000	0.53		J	0.13	1.1	ug/kg	SBJ12	SBJ112-5.0	A3	D		5.000
0.520000	0.52		J	0.13	1.1	ug/kg	SBO08	SBO08-10.0	A4	P0		10.000
0.410000	0.41		J	0.12	1.0	ug/kg	SBL04	SBL04-4.0	A4	P0		4.000
0.400000	0.40		J	0.12	1.0	ug/kg	SBN09	SBN09-13.5	A4	P0		13.500
0.340000	0.34		J	0.22	1.8	ug/kg	SBQ04-P1	SBQ04-P1-1.0	A2	P0		1.000

Notes: Results sorted by: 1) parameter; 2) highest to lowest detected concentration; VQ - ABBL validation flag; LQ - lab qualifier; "J" - the result is an estimated quantity; "D" - analysis required dilution; "B" - analyte detected in blank; composite samples are indicated by the abbreviation "COMP". *The 2006 Tetra Tech results were converted from wet weight to dry weight based on depth-discrete average moisture content measured during ABBL's 2007 investigation (see report Section 1.4.3).

Table 3G
Cover Soil Analytical Results
Detected Volatile Organic Compound Concentrations

Cover Soil Report
Former CalCompact Landfill
Carson, California

Dry Wt. Conc.*	Reported Conc.*	VQ	LQ	MDL	PQL	Units	Boring ID	Sample ID	Landfill Cell	Primary (P0) or Dup (D)	Com-posite	Depth (ft bgs)
Isopropylbenzene												
0.340000	0.34		J	0.13	1.1	ug/kg	SBQ08	SBQ08-9.0	A2	P0		9.000
0.320000	0.32		J	0.13	1.1	ug/kg	SBO09	SBO09-0.5	A4	P0		0.500
0.310000	0.31		J	0.17	1.4	ug/kg	SBQ04	SBQ04-4.0	A2	P0		4.000
0.290000	0.29		J	0.15	1.3	ug/kg	SBP12	SBP12-10.0	A5	P0		10.000
0.260000	0.26		J	0.15	1.2	ug/kg	SBQ04-P1	SBQ04-P1-0.5	A2	P0		0.500
0.250000	0.25		J	0.12	1.0	ug/kg	SBQ09	SBQ09-15.0	A4	P0		15.000
0.240000	0.24		J	0.11	0.94	ug/kg	SBL05	SBL05-4.0	A4	P0		4.000
0.230000	0.23		J	0.13	1.1	ug/kg	SBK04	SBK04-4.0	A4	P0		4.000
0.230000	0.23		J	0.14	1.2	ug/kg	SBR06	SBR06-9.0	A2	P0		9.000
0.190000	0.19		J	0.11	0.95	ug/kg	SBO09	SBO09-20.0	A4	P0		20.000
0.190000	0.19		J	0.11	0.92	ug/kg	SBP09	SBP09-24.5	A4	P0		24.500
0.180000	0.18		J	0.14	1.2	ug/kg	SBQ04	SBQ04-0.5	A2	P0		0.500
0.170000	0.17		J	0.12	1.0	ug/kg	SBV11	SBV11-6.0	A2	P0		6.000
0.150000	0.15		J	0.14	1.2	ug/kg	SBP04	SBP04-14.0	A2	P0		14.000
p-Isopropyltoluene												
4400.000	4400			270	2400	ug/kg	SBP06	SBP06-24.0	A2	P0		24.000
50.00000	50			0.14	1.2	ug/kg	SBJ13-P1	SBJ13-PS1-2.5	A3	P0		2.500
37.00000	37			0.12	1.0	ug/kg	SBO04	SBO04-9.5	A2	P0		9.500
15.00000	15			0.12	1.0	ug/kg	SBN13-P1	SBN13-PS1-4.5	A5	P0		4.500
10.00000	10			0.15	1.3	ug/kg	SBR09	SBR09-15.5	A2	P0		15.500
6.200000	6.2			0.10	0.89	ug/kg	SBJ03	SBJ03-6.5	A4	P0		6.500
4.900000	4.9			0.13	1.1	ug/kg	SBN07	SBN07-14.5	A4	P0		14.500
2.400000	2.4			0.12	1.1	ug/kg	SBP10	SBP10-15.0	A4	P0		15.000
1.800000	1.8			0.11	0.97	ug/kg	SBP10	SBP110-15.0	A4	D		15.000
1.100000	1.1			0.12	1.0	ug/kg	SBN09	SBN09-13.5	A4	P0		13.500
0.950000	0.95		J	0.12	1.1	ug/kg	SBO08	SBO08-10.0	A4	P0		10.000
0.740000	0.74		J	0.12	1.1	ug/kg	SBU11	SBU11-5.5	A2	P0		5.500
0.530000	0.53		J	0.13	1.1	ug/kg	SBQ07	SBQ07-0.5	A2	P0		0.500
0.460000	0.46		J	0.12	1.0	ug/kg	SBM07	SBM07-5.0	A4	P0		5.000
0.200000	0.20		J	0.11	0.95	ug/kg	SBK03	SBK03-4.0	A4	P0		4.000
0.200000	0.20		J	0.13	1.1	ug/kg	SBQ08	SBQ08-9.0	A2	P0		9.000
0.180000	0.18		J	0.11	0.94	ug/kg	SBL05	SBL05-4.0	A4	P0		4.000
0.150000	0.15		J	0.13	1.2	ug/kg	SBR06	SBR06-9.0	A2	P0		9.000
0.130000	0.13		J	0.12	1.0	ug/kg	SBQ08	SBQ08-5.0	A2	P0		5.000
0.120000	0.12		J	0.12	1.0	ug/kg	SBQ10	SBQ10-12.5	A4	P0		12.500
Methyl Ethyl Ketone												
160.0000	160			9.8	21	ug/kg	SBN13-P1	SBN13-PS1-4.5	A5	P0		4.500
140.0000	140			11	23	ug/kg	SBF05-P2	SBF05-PS2-15.0	A3	P0		15.000
99.00000	99			12	25	ug/kg	SBR09	SBR09-15.5	A2	P0		15.500
38.00000	38			11	24	ug/kg	SBJ13-P1	SBJ13-PS1-2.5	A3	P0		2.500
36.00000	36			10	21	ug/kg	SBU11	SBU11-5.5	A2	P0		5.500
30.00000	30			8.5	18	ug/kg	SBJ03	SBJ03-6.5	A4	P0		6.500

Notes: Results sorted by: 1) parameter; 2) highest to lowest detected concentration; VQ - ABBL validation flag; LQ - lab qualifier; "J" - the result is an estimated quantity; "D" - analysis required dilution; "B" - analyte detected in blank; composite samples are indicated by the abbreviation "COMP". *The 2006 Tetra Tech results were converted from wet weight to dry weight based on depth-discrete average moisture content measured during ABBL's 2007 investigation (see report Section 1.4.3).

Table 3G
Cover Soil Analytical Results
Detected Volatile Organic Compound Concentrations

Cover Soil Report
Former CalCompact Landfill
Carson, California

Dry Wt. Conc.*	Reported Conc.*	VQ	LQ	MDL	PQL	Units	Boring ID	Sample ID	Landfill Cell	Primary (P0) or Dup (D)	Com-posite	Depth (ft bgs)
Methyl isobutyl ketone (MIBK)												
70.00000	70			1.8	18	ug/kg	SBJ03	SBJ03-6.5	A4	P0		6.500
19.00000	19		J	2.6	25	ug/kg	SBR09	SBR09-15.5	A2	P0		15.500
5.000000	5.0	J	J	2.2	22	ug/kg	SBP10	SBP10-15.0	A4	P0		15.000
3.700000	3.7		J	2.1	21	ug/kg	SBN13-P1	SBN13-PS1-4.5	A5	P0		4.500
2.500000	2.5	J	J	2.0	19	ug/kg	SBP10	SBP110-15.0	A4	D		15.000
Methyl Tert-butyl ether (MTBE)												
3.400000	3.4	J		0.13	2.0	ug/kg	SBJ12	SBJ12-5.0	A3	P0		5.000
0.520000	0.52		J	0.11	1.7	ug/kg	SBO09	SBO09-15.0	A4	P0		15.000
0.170000	0.17		J	0.12	1.8	ug/kg	SBO09	SBO09-10.0	A4	P0		10.000
Naphthalene												
4700.000	4700		J	770	24000	ug/kg	SBP06	SBP06-24.0	A2	P0		24.000
780.0000	780		D	16	500	ug/kg	SBN07	SBN07-14.5	A4	P0		14.500
260.0000	260	E	D	44	1300	ug/kg	SBO04	SBO04-9.5	A2	P0		9.500
80.00000	80			0.39	12	ug/kg	SBJ13-P1	SBJ13-PS1-2.5	A3	P0		2.500
53.00000	53			0.41	13	ug/kg	SBR09	SBR09-15.5	A2	P0		15.500
3.700000	3.7		J	0.33	10	ug/kg	SBN13-P1	SBN13-PS1-4.5	A5	P0		4.500
3.400000	3.4		J	0.29	8.9	ug/kg	SBJ03	SBJ03-6.5	A4	P0		6.500
3.100000	3.1		J	0.68	21	ug/kg	SBQ11	SBQ11-15.0	A5	P0		15.000
2.200000	2.2		J	0.35	11	ug/kg	SBU11	SBU11-5.5	A2	P0		5.500
1.800000	1.8		J	0.31	9.5	ug/kg	SBK03	SBK03-4.0	A4	P0		4.000
1.500000	1.5		J	0.59	18	ug/kg	SBQ04-P1	SBQ04-P1-1.0	A2	P0		1.000
1.200000	1.2		J	0.36	11	ug/kg	SBQ08	SBQ08-9.0	A2	P0		9.000
0.930000	0.93		J	0.31	9.4	ug/kg	SBL05	SBL05-4.0	A4	P0		4.000
0.810000	0.81		J	0.47	14	ug/kg	SBQ04	SBQ04-4.0	A2	P0		4.000
0.740000	0.74		J	0.38	12	ug/kg	SBQ04	SBQ04-0.5	A2	P0		0.500
0.710000	0.71		J	0.40	12	ug/kg	SBQ04-P1	SBQ04-P1-0.5	A2	P0		0.500
0.690000	0.69		J	0.37	12	ug/kg	SBP04	SBP04-14.0	A2	P0		14.000
0.670000	0.67		J	0.33	10	ug/kg	SBV11	SBV11-6.0	A2	P0		6.000
0.470000	0.47		J	0.37	12	ug/kg	SBR06	SBR06-9.0	A2	P0		9.000
0.460000	0.46		J	0.36	11	ug/kg	SBR12	SBR12-17.0	A5	P0		17.000
0.360000	0.36		J	0.34	10	ug/kg	SBL04	SBL04-4.0	A4	P0		4.000
n-Propylbenzene												
9200.000	9200			2400	2400	ug/kg	SBP06	SBP06-24.0	A2	P0		24.000
82.00000	82			1.2	1.1	ug/kg	SBN07	SBN07-14.5	A4	P0		14.500
43.00000	43			1.2	1.2	ug/kg	SBJ13-P1	SBJ13-PS1-2.5	A3	P0		2.500
32.00000	32			1.0	1.0	ug/kg	SBM07	SBM07-5.0	A4	P0		5.000
23.00000	23			1.1	1.1	ug/kg	SBO08	SBO08-10.0	A4	P0		10.000
11.00000	11			1.3	1.3	ug/kg	SBR09	SBR09-15.5	A2	P0		15.500
9.600000	9.6			0.91	0.89	ug/kg	SBJ03	SBJ03-6.5	A4	P0		6.500
8.300000	8.3			1.1	1.0	ug/kg	SBN13-P1	SBN13-PS1-4.5	A5	P0		4.500
6.308400	5.4		J	5.0	10	ug/kg	SBL03	A2-L3-SB41-5'-D	A2	P0		5.000
4.400000	4.4			1.1	1.1	ug/kg	SBP10	SBP10-15.0	A4	P0		15.000
3.300000	3.3			0.99	0.97	ug/kg	SBP10	SBP110-15.0	A4	D		15.000
2.400000	2.4			1.0	1.0	ug/kg	SBN09	SBN09-13.5	A4	P0		13.500

Notes: Results sorted by: 1) parameter; 2) highest to lowest detected concentration; VQ - ABBL validation flag; LQ - lab qualifier; "J" - the result is an estimated quantity; "D" - analysis required dilution; "B" - analyte detected in blank; composite samples are indicated by the abbreviation "COMP". *The 2006 Tetra Tech results were converted from wet weight to dry weight based on depth-discrete average moisture content measured during ABBL's 2007 investigation (see report Section 1.4.3).

Table 3G
Cover Soil Analytical Results
Detected Volatile Organic Compound Concentrations

Cover Soil Report
Former CalCompact Landfill
Carson, California

Dry Wt. Conc.*	Reported Conc.*	VQ	LQ	MDL	PQL	Units	Boring ID	Sample ID	Landfill Cell	Primary (P0) or Dup (D)	Com-posite	Depth (ft bgs)
Styrene												
26.00000	26			0.18	0.89	ug/kg	SBJ03	SBJ03-6.5	A4	P0		6.500
7.800000	7.8			0.23	1.1	ug/kg	SBN07	SBN07-14.5	A4	P0		14.500
2.700000	2.7			0.21	1.0	ug/kg	SBO04	SBO04-9.5	A2	P0		9.500
0.550000	0.55		J	0.21	1.0	ug/kg	SBM07	SBM07-5.0	A4	P0		5.000
tert-Butylbenzene												
12.00000	12			0.12	1.0	ug/kg	SBO04	SBO04-9.5	A2	P0		9.500
1.700000	1.7			0.15	1.2	ug/kg	SBJ13-P1	SBJ13-PS1-2.5	A3	P0		2.500
0.480000	0.48		J	0.26	2.1	ug/kg	SBQ11	SBQ11-15.0	A5	P0		15.000
0.430000	0.43		J	0.16	1.3	ug/kg	SBP12	SBP12-10.0	A5	P0		10.000
0.340000	0.34		J	0.16	1.3	ug/kg	SBR09	SBR09-15.5	A2	P0		15.500
0.230000	0.23		J	0.14	1.1	ug/kg	SBF05-P2	SBF05-PS2-15.0	A3	P0		15.000
0.170000	0.17		J	0.17	1.3	ug/kg	SBF05-P2	SBF105-PS2-15.0	A3	D		15.000
1,1,2,2-Tetrachloroethane												
2.700000	2.7			0.26	2.3	ug/kg	SBF05-P2	SBF05-PS2-15.0	A3	P0		15.000
1.900000	1.9		J	0.25	2.1	ug/kg	SBK04	SBK04-4.0	A4	P0		4.000
1.800000	1.8		J	0.31	2.7	ug/kg	SBF05-P2	SBF105-PS2-15.0	A3	D		15.000
0.910000	0.91		J	0.21	1.8	ug/kg	SBP09	SBP09-24.5	A4	P0		24.500
Tetrachloroethene												
15.00000	15			0.35	2.1	ug/kg	SBQ11	SBQ11-15.0	A5	P0		15.000
9.000000	9.0			0.15	0.89	ug/kg	SBJ03	SBJ03-6.5	A4	P0		6.500
5.600000	5.6			0.22	1.3	ug/kg	SBR09	SBR09-15.5	A2	P0		15.500
2.800000	2.8			0.19	1.1	ug/kg	SBN07	SBN07-14.5	A4	P0		14.500
2.500000	2.5			0.19	1.1	ug/kg	SBR12	SBR12-15.0	A5	P0		15.000
2.400000	2.4			0.17	1.0	ug/kg	SBV11	SBV11-6.0	A2	P0		6.000
1.200000	1.2			0.17	1.0	ug/kg	SBQ09	SBQ09-15.0	A4	P0		15.000
1.100000	1.1			0.19	1.1	ug/kg	SBP10	SBP10-10.0	A4	P0		10.000
0.950000	0.95		J	0.27	1.6	ug/kg	SBP13-P2	SBP13-P2-1.0	A5	P0		1.000
0.510000	0.51		J	0.19	1.1	ug/kg	SBQ08	SBQ08-9.0	A2	P0		9.000
0.490000	0.49		J	0.16	0.94	ug/kg	SBL05	SBL05-4.0	A4	P0		4.000
0.480000	0.48		J	0.18	1.1	ug/kg	SBP10	SBP10-15.0	A4	P0		15.000
0.470000	0.47		J	0.31	1.8	ug/kg	SBQ04-P1	SBQ04-P1-1.0	A2	P0		1.000
0.450000	0.45		J	0.21	1.2	ug/kg	SBP10	SBP10-5.0	A4	P0		5.000
0.330000	0.33		J	0.16	0.97	ug/kg	SBP10	SBP110-15.0	A4	D		15.000
0.320000	0.32		J	0.25	1.4	ug/kg	SBQ04	SBQ04-4.0	A2	P0		4.000
0.320000	0.32		J	0.17	1.0	ug/kg	SBQ08	SBQ08-5.0	A2	P0		5.000
Toluene												
82.00000	82			0.13	0.89	ug/kg	SBJ03	SBJ03-6.5	A4	P0		6.500
29.00000	29			0.19	1.3	ug/kg	SBR09	SBR09-15.5	A2	P0		15.500
26.00000	26	J		0.16	1.1	ug/kg	SBP10	SBP10-15.0	A4	P0		15.000
15.00000	15			0.27	1.8	ug/kg	SBQ04-P1	SBQ04-P1-1.0	A2	P0		1.000
12.00000	12	J		0.15	0.97	ug/kg	SBP10	SBP110-15.0	A4	D		15.000
10.00000	10			0.17	1.1	ug/kg	SBN07	SBN07-14.5	A4	P0		14.500
10.00000	10			0.19	1.2	ug/kg	SBQ04-P1	SBQ04-P1-0.5	A2	P0		0.500
9.300000	9.3			0.22	1.4	ug/kg	SBQ04	SBQ04-4.0	A2	P0		4.000

Notes: Results sorted by: 1) parameter; 2) highest to lowest detected concentration; VQ - ABBL validation flag; LQ - lab qualifier; "J" - the result is an estimated quantity; "D" - analysis required dilution; "B" - analyte detected in blank; composite samples are indicated by the abbreviation "COMP". *The 2006 Tetra Tech results were converted from wet weight to dry weight based on depth-discrete average moisture content measured during ABBL's 2007 investigation (see report Section 1.4.3).

Table 3G
Cover Soil Analytical Results
Detected Volatile Organic Compound Concentrations

Cover Soil Report
Former CalCompact Landfill
Carson, California

Dry Wt. Conc.*	Reported Conc.*	VQ	LQ	MDL	PQL	Units	Boring ID	Sample ID	Landfill Cell	Primary (P0) or Dup (D)	Com-posite	Depth (ft bgs)
Toluene												
7.700000	7.7			0.31	2.1	ug/kg	SBQ11	SBQ11-15.0	A5	P0		15.000
6.400000	6.4			0.17	1.2	ug/kg	SBQ04	SBQ04-0.5	A2	P0		0.500
5.200000	5.2			0.15	1.0	ug/kg	SBV11	SBV11-6.0	A2	P0		6.000
4.200000	4.2			0.24	1.6	ug/kg	SBP13-P1	SBP13-P1-0.5	A5	P0		0.500
4.100000	4.1			0.24	1.6	ug/kg	SBP13-P1	SBP13-P1-1.0	A5	P0		1.000
3.900000	3.9			0.20	1.4	ug/kg	SBP12	SBP12-0.5	A5	P0		0.500
3.800000	3.8			0.16	1.1	ug/kg	SBU11	SBU11-5.5	A2	P0		5.500
3.600000	3.6			0.14	0.95	ug/kg	SBO09	SBO09-20.0	A4	P0		20.000
3.600000	3.6			0.17	1.1	ug/kg	SBR12	SBR12-15.0	A5	P0		15.000
3.400000	3.4			0.19	1.3	ug/kg	SBP12	SBP112-0.5	A5	D		0.500
3.400000	3.4			0.24	1.6	ug/kg	SBP13-P2	SBP13-P2-1.0	A5	P0		1.000
3.273100	2.9		J	2.0	10	ug/kg	SBL01	A2-L1-SB12A-7'-D	A2	P0		7.000
3.271000	2.8		J	2.0	10	ug/kg	SBL03	A2-L3-SB41-5'-D	A2	P0		5.000
3.100000	3.1			0.17	1.2	ug/kg	SBP04	SBP04-14.0	A2	P0		14.000
2.900000	2.9			0.15	1.0	ug/kg	SBN09	SBN09-13.5	A4	P0		13.500
2.900000	2.9			0.15	1.0	ug/kg	SBO04	SBO04-9.5	A2	P0		9.500
2.700000	2.7	J		0.15	1.0	ug/kg	SBJ12	SBJ12-5.0	A3	P0		5.000
2.300000	2.3			0.17	1.1	ug/kg	SBP10	SBP10-10.0	A4	P0		10.000
2.200000	2.2			0.17	1.1	ug/kg	SBJ12	SBJ12-0.5	A3	P0		0.500
1.700000	1.7		J	0.28	1.8	ug/kg	SBJ05	SBJ05-0.5	A4	P0		0.500
1.700000	1.7			0.19	1.3	ug/kg	SBP12	SBP12-10.0	A5	P0		10.000
1.600000	1.6			0.17	1.1	ug/kg	SBO09	SBO09-0.5	A4	P0		0.500
1.600000	1.6			0.17	1.2	ug/kg	SBR06	SBR06-9.0	A2	P0		9.000
1.500000	1.5	J		0.16	1.1	ug/kg	SBJ12	SBJ112-5.0	A3	D		5.000
1.500000	1.5	J		0.16	1.1	ug/kg	SBO08	SBO08-10.0	A4	P0		10.000
1.200000	1.2			0.17	1.1	ug/kg	SBF05-P2	SBF05-PS2-15.0	A3	P0		15.000
1.200000	1.2			0.14	0.94	ug/kg	SBL05	SBL05-4.0	A4	P0		4.000
1.200000	1.2			0.15	1.0	ug/kg	SBN13-P1	SBN13-PS1-4.5	A5	P0		4.500
1.200000	1.2			0.17	1.1	ug/kg	SBO09	SBO09-25.0	A4	P0		25.000
1.200000	1.2			0.17	1.1	ug/kg	SBQ07	SBQ07-0.5	A2	P0		0.500
1.200000	1.2		J	0.24	1.6	ug/kg	SBR13-P1	SBR13-P1-1.0	A5	P0		1.000
1.100000	1.1		J	0.18	1.2	ug/kg	SBJ13-P1	SBJ13-PS1-2.5	A3	P0		2.500
0.990000	0.99		J	0.19	1.2	ug/kg	SBR13-P1	SBR13-P1-0.5	A5	P0		0.500
0.770000	0.77		J	0.17	1.2	ug/kg	SBL04	SBL04-0.5	A4	P0		0.500
0.730000	0.73		J	0.17	1.1	ug/kg	SBQ08	SBQ08-9.0	A2	P0		9.000
0.710000	0.71		J	0.15	1.0	ug/kg	SBR09	SBR09-10.0	A2	P0		10.000
0.650000	0.65		J	0.16	1.0	ug/kg	SBL04	SBL04-4.0	A4	P0		4.000
0.470000	0.47		J	0.15	1.0	ug/kg	SBQ08	SBQ08-5.0	A2	P0		5.000
0.390000	0.39		J	0.16	1.0	ug/kg	SBQ07	SBQ07-5.0	A2	P0		5.000
0.350000	0.35		J	0.16	1.1	ug/kg	SBK04	SBK04-4.0	A4	P0		4.000
0.310000	0.31		J	0.14	0.95	ug/kg	SBK03	SBK03-4.0	A4	P0		4.000
0.260000	0.26		J	0.18	1.2	ug/kg	SBQ07	SBQ107-8.0	A2	D		8.000
0.230000	0.23		J	0.14	0.96	ug/kg	SBQ07	SBQ07-8.0	A2	P0		8.000

Notes: Results sorted by: 1) parameter; 2) highest to lowest detected concentration; VQ - ABBL validation flag; LQ - lab qualifier; "J" - the result is an estimated quantity; "D" - analysis required dilution; "B" - analyte detected in blank; composite samples are indicated by the abbreviation "COMP". *The 2006 Tetra Tech results were converted from wet weight to dry weight based on depth-discrete average moisture content measured during ABBL's 2007 investigation (see report Section 1.4.3).

Table 3G
Cover Soil Analytical Results
Detected Volatile Organic Compound Concentrations

Cover Soil Report
Former CalCompact Landfill
Carson, California

Dry Wt. Conc.*	Reported Conc.*	VQ	LQ	MDL	PQL	Units	Boring ID	Sample ID	Landfill Cell	Primary (P0) or Dup (D)	Com-posite	Depth (ft bgs)
1,2,4-Trichlorobenzene												
2.500000	2.5			0.22	2.4	ug/kg	SBJ13-P1	SBJ13-PS1-2.5	A3	P0		2.500
Trichloroethene												
11.00000	11			0.38	4.2	ug/kg	SBQ11	SBQ11-15.0	A5	P0		15.000
8.800000	8.8			0.23	2.5	ug/kg	SBR09	SBR09-15.5	A2	P0		15.500
3.100000	3.1			0.16	1.8	ug/kg	SBJ03	SBJ03-6.5	A4	P0		6.500
2.500000	2.5			0.20	2.2	ug/kg	SBP10	SBP10-10.0	A4	P0		10.000
1.600000	1.6		J	0.23	2.5	ug/kg	SBP12	SBP12-10.0	A5	P0		10.000
1.500000	1.5		J	0.20	2.3	ug/kg	SBN07	SBN07-14.5	A4	P0		14.500
0.880000	0.88		J	0.19	2.1	ug/kg	SBV11	SBV11-6.0	A2	P0		6.000
0.820000	0.82		J	0.18	2.0	ug/kg	SBQ09	SBQ09-15.0	A4	P0		15.000
0.650000	0.65		J	0.20	2.2	ug/kg	SBP10	SBP10-15.0	A4	P0		15.000
0.610000	0.61		J	0.18	2.0	ug/kg	SBO06	SBO06-10.0	A2	P0		10.000
0.460000	0.46		J	0.22	2.4	ug/kg	SBP10	SBP10-5.0	A4	P0		5.000
0.460000	0.46		J	0.21	2.3	ug/kg	SBR06	SBR06-9.0	A2	P0		9.000
0.300000	0.30		J	0.18	1.9	ug/kg	SBP10	SBP110-15.0	A4	D		15.000
0.260000	0.26		J	0.18	2.0	ug/kg	SBO04	SBO04-9.5	A2	P0		9.500
1,2,4-Trimethylbenzene												
12000.00	12000			280	4700	ug/kg	SBP06	SBP06-24.0	A2	P0		24.000
210.0000	210			0.14	2.4	ug/kg	SBJ13-P1	SBJ13-PS1-2.5	A3	P0		2.500
99.00000	99			0.15	2.5	ug/kg	SBR09	SBR09-15.5	A2	P0		15.500
53.00000	53			0.12	2.0	ug/kg	SBO04	SBO04-9.5	A2	P0		9.500
26.00000	26			0.12	2.1	ug/kg	SBN13-P1	SBN13-PS1-4.5	A5	P0		4.500
22.00000	22			0.10	1.8	ug/kg	SBJ03	SBJ03-6.5	A4	P0		6.500
18.22430	15.6			5.0	10	ug/kg	SBL03	A2-L3-SB41-5'-D	A2	P0		5.000
5.300000	5.3			0.13	2.2	ug/kg	SBP10	SBP10-15.0	A4	P0		15.000
4.100000	4.1			0.13	2.3	ug/kg	SBN07	SBN07-14.5	A4	P0		14.500
4.000000	4.0			0.11	1.9	ug/kg	SBP10	SBP110-15.0	A4	D		15.000
2.000000	2.0		J	0.12	2.1	ug/kg	SBU11	SBU11-5.5	A2	P0		5.500
1.300000	1.3		J	0.21	3.7	ug/kg	SBQ04-P1	SBQ04-P1-1.0	A2	P0		1.000
1.100000	1.1		J	0.21	3.7	ug/kg	SBJ05	SBJ05-0.5	A4	P0		0.500
0.950000	0.95		J	0.13	2.2	ug/kg	SBQ07	SBQ07-0.5	A2	P0		0.500
0.890000	0.89		J	0.13	2.2	ug/kg	SBQ08	SBQ08-9.0	A2	P0		9.000
0.800000	0.80		J	0.11	1.9	ug/kg	SBL05	SBL05-4.0	A4	P0		4.000
0.790000	0.79		J	0.19	3.2	ug/kg	SBR13-P1	SBR13-P1-1.0	A5	P0		1.000
0.720000	0.72		J	0.17	2.9	ug/kg	SBQ04	SBQ04-4.0	A2	P0		4.000
0.680000	0.68		J	0.14	2.5	ug/kg	SBQ04-P1	SBQ04-P1-0.5	A2	P0		0.500
0.650000	0.65		J	0.14	2.3	ug/kg	SBL04	SBL04-0.5	A4	P0		0.500
0.590000	0.59		J	0.24	4.2	ug/kg	SBQ11	SBQ11-15.0	A5	P0		15.000
0.570000	0.57		J	0.13	2.3	ug/kg	SBU11	SBU11-0.5	A2	P0		0.500
0.500000	0.50		J	0.13	2.2	ug/kg	SBO08	SBO08-10.0	A4	P0		10.000
0.460000	0.46		J	0.11	1.9	ug/kg	SBO09	SBO09-20.0	A4	P0		20.000
0.450000	0.45		J	0.14	2.3	ug/kg	SBQ04	SBQ04-0.5	A2	P0		0.500
0.430000	0.43		J	0.12	2.1	ug/kg	SBV11	SBV11-6.0	A2	P0		6.000
0.410000	0.41		J	0.12	2.0	ug/kg	SBN09	SBN09-13.5	A4	P0		13.500

Notes: Results sorted by: 1) parameter; 2) highest to lowest detected concentration; VQ - ABBL validation flag; LQ - lab qualifier; "J" - the result is an estimated quantity; "D" - analysis required dilution; "B" - analyte detected in blank; composite samples are indicated by the abbreviation "COMP". *The 2006 Tetra Tech results were converted from wet weight to dry weight based on depth-discrete average moisture content measured during ABBL's 2007 investigation (see report Section 1.4.3).

Table 3G
Cover Soil Analytical Results
Detected Volatile Organic Compound Concentrations

Cover Soil Report
Former CalCompact Landfill
Carson, California

Dry Wt. Conc.*	Reported Conc.*	VQ	LQ	MDL	PQL	Units	Boring ID	Sample ID	Landfill Cell	Primary (P0) or Dup (D)	Com-posite	Depth (ft bgs)
1,2,4-Trimethylbenzene												
0.400000	0.40		J	0.13	2.3	ug/kg	SBR06	SBR06-9.0	A2	P0		9.000
0.350000	0.35		J	0.13	2.3	ug/kg	SBP04	SBP04-14.0	A2	P0		14.000
0.340000	0.34		J	0.13	2.2	ug/kg	SBO09	SBO09-0.5	A4	P0		0.500
0.340000	0.34		J	0.15	2.5	ug/kg	SBP12	SBP12-10.0	A5	P0		10.000
0.270000	0.27		J	0.13	2.3	ug/kg	SBF05-P2	SBF05-PS2-15.0	A3	P0		15.000
0.260000	0.26		J	0.11	1.9	ug/kg	SBK03	SBK03-4.0	A4	P0		4.000
0.260000	0.26		J	0.12	2.0	ug/kg	SBQ08	SBQ08-5.0	A2	P0		5.000
0.250000	0.25		J	0.17	3.0	ug/kg	SBP13-P2	SBP13-P2-0.5	A5	P0		0.500
0.240000	0.24		J	0.12	2.1	ug/kg	SBO04	SBO04-5.0	A2	P0		5.000
0.220000	0.22		J	0.12	2.1	ug/kg	SBL04	SBL04-4.0	A4	P0		4.000
0.220000	0.22		J	0.12	2.0	ug/kg	SBQ09	SBQ09-15.0	A4	P0		15.000
0.210000	0.21		J	0.15	2.5	ug/kg	SBR13-P1	SBR13-P1-0.5	A5	P0		0.500
0.200000	0.20		J	0.14	2.4	ug/kg	SBP10	SBP10-5.0	A4	P0		5.000
0.190000	0.19		J	0.12	2.1	ug/kg	SBK04	SBK04-4.0	A4	P0		4.000
0.190000	0.19		J	0.12	2.1	ug/kg	SBO04	SBO04-0.5	A2	P0		0.500
0.170000	0.17		J	0.13	2.2	ug/kg	SBJ12	SBJ12-0.5	A3	P0		0.500
0.160000	0.16		J	0.12	2.1	ug/kg	SBQ07	SBQ07-5.0	A2	P0		5.000
0.160000	0.16		J	0.13	2.2	ug/kg	SBR12	SBR12-17.0	A5	P0		17.000
0.140000	0.14		J	0.12	2.0	ug/kg	SBQ10	SBQ10-12.5	A4	P0		12.500
0.140000	0.14		J	0.13	2.2	ug/kg	SBR12	SBR12-15.0	A5	P0		15.000
0.130000	0.13		J	0.11	2.0	ug/kg	SBO06	SBO06-10.0	A2	P0		10.000
0.130000	0.13		J	0.12	2.1	ug/kg	SBO06	SBO106-10.0	A2	D		10.000
1,3,5-Trimethylbenzene												
3700.000	3700		J	230	4700	ug/kg	SBP06	SBP06-24.0	A2	P0		24.000
440.0000	440		D	4.9	99	ug/kg	SBN07	SBN07-14.5	A4	P0		14.500
160.0000	160			0.11	2.2	ug/kg	SBO08	SBO08-10.0	A4	P0		10.000
72.00000	72			0.10	2.0	ug/kg	SBM07	SBM07-5.0	A4	P0		5.000
30.00000	30			0.13	2.5	ug/kg	SBR09	SBR09-15.5	A2	P0		15.500
13.00000	13			0.10	2.0	ug/kg	SBO04	SBO04-9.5	A2	P0		9.500
8.600000	8.6			0.10	2.0	ug/kg	SBN09	SBN09-13.5	A4	P0		13.500
7.400000	7.4			0.10	2.1	ug/kg	SBN13-P1	SBN13-PS1-4.5	A5	P0		4.500
5.500000	5.5			0.088	1.8	ug/kg	SBJ03	SBJ03-6.5	A4	P0		6.500
1.400000	1.4		J	0.11	2.2	ug/kg	SBP10	SBP10-15.0	A4	P0		15.000
1.100000	1.1		J	0.12	2.4	ug/kg	SBJ13-P1	SBJ13-PS1-2.5	A3	P0		2.500
0.980000	0.98		J	0.096	1.9	ug/kg	SBP10	SBP110-15.0	A4	D		15.000
0.530000	0.53		J	0.11	2.1	ug/kg	SBU11	SBU11-5.5	A2	P0		5.500
0.340000	0.34		J	0.18	3.7	ug/kg	SBQ04-P1	SBQ04-P1-1.0	A2	P0		1.000
0.310000	0.31		J	0.14	2.9	ug/kg	SBQ04	SBQ04-4.0	A2	P0		4.000
0.280000	0.28		J	0.11	2.2	ug/kg	SBQ08	SBQ08-9.0	A2	P0		9.000
0.270000	0.27		J	0.11	2.2	ug/kg	SBQ07	SBQ07-0.5	A2	P0		0.500
0.260000	0.26		J	0.12	2.5	ug/kg	SBQ04-P1	SBQ04-P1-0.5	A2	P0		0.500
0.240000	0.24		J	0.21	4.2	ug/kg	SBQ11	SBQ11-15.0	A5	P0		15.000
0.230000	0.23		J	0.11	2.3	ug/kg	SBR06	SBR06-9.0	A2	P0		9.000
0.180000	0.18		J	0.093	1.9	ug/kg	SBL05	SBL05-4.0	A4	P0		4.000

Notes: Results sorted by: 1) parameter; 2) highest to lowest detected concentration; VQ - ABBL validation flag; LQ - lab qualifier; "J" - the result is an estimated quantity; "D" - analysis required dilution; "B" - analyte detected in blank; composite samples are indicated by the abbreviation "COMP". *The 2006 Tetra Tech results were converted from wet weight to dry weight based on depth-discrete average moisture content measured during ABBL's 2007 investigation (see report Section 1.4.3).

Table 3G
Cover Soil Analytical Results
Detected Volatile Organic Compound Concentrations

Cover Soil Report
Former CalCompact Landfill
Carson, California

Dry Wt. Conc.*	Reported Conc.*	VQ	LQ	MDL	PQL	Units	Boring ID	Sample ID	Landfill Cell	Primary (P0) or Dup (D)	Com-posite	Depth (ft bgs)
1,3,5-Trimethylbenzene												
0.180000	0.18		J	0.11	2.3	ug/kg	SBQ04	SBQ04-0.5	A2	P0		0.500
0.170000	0.17		J	0.12	2.5	ug/kg	SBP12	SBP12-10.0	A5	P0		10.000
0.170000	0.17		J	0.10	2.1	ug/kg	SBV11	SBV11-6.0	A2	P0		6.000
0.150000	0.15		J	0.11	2.3	ug/kg	SBP04	SBP04-14.0	A2	P0		14.000
0.130000	0.13		J	0.11	2.3	ug/kg	SBL04	SBL04-0.5	A4	P0		0.500
Vinyl Chloride												
12.00000	12			0.23	1.1	ug/kg	SBO08	SBO08-10.0	A4	P0		10.000
2.800000	2.8			0.24	1.1	ug/kg	SBP10	SBP10-10.0	A4	P0		10.000
2.400000	2.4			0.20	0.92	ug/kg	SBP09	SBP09-24.5	A4	P0		24.500
0.910000	0.91		J	0.23	1.1	ug/kg	SBP10	SBP10-15.0	A4	P0		15.000
0.750000	0.75		J	0.27	1.3	ug/kg	SBR09	SBR09-15.5	A2	P0		15.500
0.710000	0.71		J	0.45	2.1	ug/kg	SBQ11	SBQ11-15.0	A5	P0		15.000
0.610000	0.61		J	0.22	1.0	ug/kg	SBQ10	SBQ10-12.5	A4	P0		12.500
0.550000	0.55		J	0.19	0.89	ug/kg	SBJ03	SBJ03-6.5	A4	P0		6.500
0.470000	0.47		J	0.27	1.3	ug/kg	SBP12	SBP12-10.0	A5	P0		10.000
0.390000	0.39		J	0.22	1.0	ug/kg	SBQ08	SBQ08-5.0	A2	P0		5.000
m,p-Xylene												
2200.000	2200		J	480	4700	ug/kg	SBP06	SBP06-24.0	A2	P0		24.000
44.00000	44			0.18	1.8	ug/kg	SBJ03	SBJ03-6.5	A4	P0		6.500
29.00000	29			0.26	2.5	ug/kg	SBR09	SBR09-15.5	A2	P0		15.500
21.00000	21	J		0.22	2.2	ug/kg	SBP10	SBP10-15.0	A4	P0		15.000
17.00000	17			0.24	2.4	ug/kg	SBJ13-P1	SBJ13-PS1-2.5	A3	P0		2.500
13.00000	13			0.23	2.3	ug/kg	SBN07	SBN07-14.5	A4	P0		14.500
13.00000	13	J		0.20	1.9	ug/kg	SBP10	SBP110-15.0	A4	D		15.000
10.00000	10			0.21	2.1	ug/kg	SBN13-P1	SBN13-PS1-4.5	A5	P0		4.500
7.800000	7.8			0.20	2.0	ug/kg	SBO04	SBO04-9.5	A2	P0		9.500
7.710300	6.6		J	2.0	20	ug/kg	SBL03	A2-L3-SB41-5'-D	A2	P0		5.000
4.300000	4.3			0.37	3.7	ug/kg	SBQ04-P1	SBQ04-P1-1.0	A2	P0		1.000
3.200000	3.2			0.22	2.2	ug/kg	SBQ07	SBQ07-0.5	A2	P0		0.500
2.600000	2.6		J	0.29	2.9	ug/kg	SBQ04	SBQ04-4.0	A2	P0		4.000
2.600000	2.6			0.25	2.5	ug/kg	SBQ04-P1	SBQ04-P1-0.5	A2	P0		0.500
1.800000	1.8		J	0.42	4.2	ug/kg	SBQ11	SBQ11-15.0	A5	P0		15.000
1.800000	1.8		J	0.22	2.1	ug/kg	SBU11	SBU11-5.5	A2	P0		5.500
1.700000	1.7		J	0.23	2.3	ug/kg	SBQ04	SBQ04-0.5	A2	P0		0.500
1.600000	1.6		J	0.22	2.2	ug/kg	SBO08	SBO08-10.0	A4	P0		10.000
1.500000	1.5		J	0.21	2.1	ug/kg	SBV11	SBV11-6.0	A2	P0		6.000
1.400000	1.4		J	0.37	3.7	ug/kg	SBJ05	SBJ05-0.5	A4	P0		0.500
1.200000	1.2		J	0.19	1.9	ug/kg	SBL05	SBL05-4.0	A4	P0		4.000
1.000000	1.0		J	0.19	1.9	ug/kg	SBO09	SBO09-20.0	A4	P0		20.000
1.000000	1.0		J	0.23	2.3	ug/kg	SBP04	SBP04-14.0	A2	P0		14.000
0.960000	0.96		J	0.25	2.5	ug/kg	SBP12	SBP12-10.0	A5	P0		10.000
0.920000	0.92		J	0.20	2.0	ug/kg	SBN09	SBN09-13.5	A4	P0		13.500
0.820000	0.82		J	0.22	2.2	ug/kg	SBR12	SBR12-15.0	A5	P0		15.000
0.760000	0.76		J	0.33	3.3	ug/kg	SBP13-P1	SBP13-P1-1.0	A5	P0		1.000

Notes: Results sorted by: 1) parameter; 2) highest to lowest detected concentration; VQ - ABBL validation flag; LQ - lab qualifier; "J" - the result is an estimated quantity; "D" - analysis required dilution; "B" - analyte detected in blank; composite samples are indicated by the abbreviation "COMP". *The 2006 Tetra Tech results were converted from wet weight to dry weight based on depth-discrete average moisture content measured during ABBL's 2007 investigation (see report Section 1.4.3).

Table 3G
Cover Soil Analytical Results
Detected Volatile Organic Compound Concentrations

Cover Soil Report
Former CalCompact Landfill
Carson, California

Dry Wt. Conc.*	Reported Conc.*	VQ	LQ	MDL	PQL	Units	Boring ID	Sample ID	Landfill Cell	Primary (P0) or Dup (D)	Com-posite	Depth (ft bgs)
m,p-Xylene												
0.760000	0.76		J	0.32	3.1	ug/kg	SBP13-P2	SBP13-P2-1.0	A5	P0		1.000
0.740000	0.74		J	0.32	3.2	ug/kg	SBP13-P1	SBP13-P1-0.5	A5	P0		0.500
0.730000	0.73		J	0.27	2.7	ug/kg	SBP12	SBP12-0.5	A5	P0		0.500
0.710000	0.71		J	0.23	2.3	ug/kg	SBR06	SBR06-9.0	A2	P0		9.000
0.680000	0.68		J	0.20	2.0	ug/kg	SBJ12	SBJ12-5.0	A3	P0		5.000
0.670000	0.67		J	0.23	2.2	ug/kg	SBO09	SBO09-0.5	A4	P0		0.500
0.640000	0.64		J	0.22	2.2	ug/kg	SBJ12	SBJ12-0.5	A3	P0		0.500
0.640000	0.64		J	0.23	2.3	ug/kg	SBL04	SBL04-0.5	A4	P0		0.500
0.630000	0.63		J	0.33	3.2	ug/kg	SBR13-P1	SBR13-P1-1.0	A5	P0		1.000
0.570000	0.57		J	0.26	2.6	ug/kg	SBP12	SBP112-0.5	A5	D		0.500
0.480000	0.48		J	0.19	1.9	ug/kg	SBK03	SBK03-4.0	A4	P0		4.000
0.440000	0.44		J	0.18	1.8	ug/kg	SBO09	SBO09-10.0	A4	P0		10.000
0.430000	0.43		J	0.33	3.2	ug/kg	SBR12	SBR112-0.5	A5	D		0.500
0.400000	0.40		J	0.21	2.0	ug/kg	SBQ09	SBQ09-15.0	A4	P0		15.000
0.380000	0.38		J	0.23	2.2	ug/kg	SBQ08	SBQ08-9.0	A2	P0		9.000
0.370000	0.37		J	0.22	2.2	ug/kg	SBP10	SBP10-10.0	A4	P0		10.000
0.350000	0.35		J	0.30	3.0	ug/kg	SBP13-P2	SBP13-P2-0.5	A5	P0		0.500
0.330000	0.33		J	0.25	2.4	ug/kg	SBP10	SBP10-5.0	A4	P0		5.000
0.320000	0.32		J	0.23	2.3	ug/kg	SBF05-P2	SBF05-PS2-15.0	A3	P0		15.000
0.320000	0.32		J	0.21	2.1	ug/kg	SBO04	SBO04-0.5	A2	P0		0.500
0.310000	0.31		J	0.22	2.2	ug/kg	SBO09	SBO09-25.0	A4	P0		25.000
0.300000	0.30		J	0.25	2.5	ug/kg	SBH05	SBH05-0.5	A3	P0		0.500
0.300000	0.30		J	0.22	2.1	ug/kg	SBJ12	SBJ112-5.0	A3	D		5.000
0.300000	0.30		J	0.22	2.2	ug/kg	SBR12	SBR12-17.0	A5	P0		17.000
0.300000	0.30		J	0.23	2.3	ug/kg	SBU11	SBU11-0.5	A2	P0		0.500
0.250000	0.25		J	0.21	2.1	ug/kg	SBL04	SBL04-4.0	A4	P0		4.000
0.240000	0.24		J	0.17	1.7	ug/kg	SBP12	SBP12-5.0	A5	P0		5.000
0.230000	0.23		J	0.21	2.1	ug/kg	SBQ07	SBQ07-5.0	A2	P0		5.000
0.230000	0.23		J	0.21	2.0	ug/kg	SBQ10	SBQ10-12.5	A4	P0		12.500
0.230000	0.23		J	0.23	2.3	ug/kg	SBR12	SBR12-0.5	A5	P0		0.500
0.220000	0.22		J	0.21	2.1	ug/kg	SBO06	SBO106-10.0	A2	D		10.000
0.210000	0.21		J	0.19	1.8	ug/kg	SBP09	SBP09-24.5	A4	P0		24.500
o-Xylene												
450.0000	450		J	270	2400	ug/kg	SBP06	SBP06-24.0	A2	P0		24.000
32.00000	32			0.10	0.89	ug/kg	SBJ03	SBJ03-6.5	A4	P0		6.500
17.00000	17			0.15	1.3	ug/kg	SBR09	SBR09-15.5	A2	P0		15.500
9.200000	9.2	J		0.12	1.1	ug/kg	SBP10	SBP10-15.0	A4	P0		15.000
7.000000	7.0			0.13	1.1	ug/kg	SBN07	SBN07-14.5	A4	P0		14.500
5.900000	5.9	J		0.11	0.97	ug/kg	SBP10	SBP110-15.0	A4	D		15.000
3.700000	3.7			0.12	1.0	ug/kg	SBO04	SBO04-9.5	A2	P0		9.500
3.400000	3.4			0.12	1.0	ug/kg	SBN13-P1	SBN13-PS1-4.5	A5	P0		4.500
2.803700	2.4		J	2.0	10	ug/kg	SBL03	A2-L3-SB41-5'-D	A2	P0		5.000
2.300000	2.3			0.14	1.2	ug/kg	SBJ13-P1	SBJ13-PS1-2.5	A3	P0		2.500
2.100000	2.1			0.12	1.1	ug/kg	SBO08	SBO08-10.0	A4	P0		10.000

Notes: Results sorted by: 1) parameter; 2) highest to lowest detected concentration; VQ - ABBL validation flag; LQ - lab qualifier; "J" - the result is an estimated quantity; "D" - analysis required dilution; "B" - analyte detected in blank; composite samples are indicated by the abbreviation "COMP". *The 2006 Tetra Tech results were converted from wet weight to dry weight based on depth-discrete average moisture content measured during ABBL's 2007 investigation (see report Section 1.4.3).

Table 3G
Cover Soil Analytical Results
Detected Volatile Organic Compound Concentrations

Cover Soil Report
Former CalCompact Landfill
Carson, California

Dry Wt. Conc.*	Reported Conc.*	VQ	LQ	MDL	PQL	Units	Boring ID	Sample ID	Landfill Cell	Primary (P0) or Dup (D)	Com-posite	Depth (ft bgs)
o-Xylene												
2.000000	2.0			0.21	1.8	ug/kg	SBQ04-P1	SBQ04-P1-1.0	A2	P0		1.000
1.200000	1.2		J	0.14	1.2	ug/kg	SBQ04-P1	SBQ04-P1-0.5	A2	P0		0.500
1.100000	1.1		J	0.17	1.4	ug/kg	SBQ04	SBQ04-4.0	A2	P0		4.000
0.940000	0.94		J	0.13	1.1	ug/kg	SBQ07	SBQ07-0.5	A2	P0		0.500
0.880000	0.88		J	0.12	1.1	ug/kg	SBU11	SBU11-5.5	A2	P0		5.500
0.780000	0.78		J	0.13	1.2	ug/kg	SBQ04	SBQ04-0.5	A2	P0		0.500
0.710000	0.71		J	0.12	1.0	ug/kg	SBV11	SBV11-6.0	A2	P0		6.000
0.550000	0.55		J	0.24	2.1	ug/kg	SBQ11	SBQ11-15.0	A5	P0		15.000
0.520000	0.52		J	0.11	0.94	ug/kg	SBL05	SBL05-4.0	A4	P0		4.000
0.470000	0.47		J	0.21	1.8	ug/kg	SBJ05	SBJ05-0.5	A4	P0		0.500
0.460000	0.46		J	0.13	1.2	ug/kg	SBP04	SBP04-14.0	A2	P0		14.000
0.400000	0.40		J	0.12	1.0	ug/kg	SBN09	SBN09-13.5	A4	P0		13.500
0.400000	0.40		J	0.14	1.2	ug/kg	SBP10	SBP10-5.0	A4	P0		5.000
0.360000	0.36		J	0.11	0.95	ug/kg	SBO09	SBO09-20.0	A4	P0		20.000
0.320000	0.32		J	0.13	1.1	ug/kg	SBQ08	SBQ08-9.0	A2	P0		9.000
0.280000	0.28		J	0.13	1.2	ug/kg	SBR06	SBR06-9.0	A2	P0		9.000
0.280000	0.28		J	0.13	1.1	ug/kg	SBR12	SBR12-15.0	A5	P0		15.000
0.270000	0.27		J	0.19	1.6	ug/kg	SBP13-P1	SBP13-P1-1.0	A5	P0		1.000
0.270000	0.27		J	0.18	1.6	ug/kg	SBP13-P2	SBP13-P2-1.0	A5	P0		1.000
0.260000	0.26		J	0.13	1.2	ug/kg	SBL04	SBL04-0.5	A4	P0		0.500
0.260000	0.26		J	0.10	0.91	ug/kg	SBO09	SBO09-10.0	A4	P0		10.000
0.260000	0.26		J	0.14	1.3	ug/kg	SBP12	SBP12-10.0	A5	P0		10.000
0.250000	0.25		J	0.15	1.4	ug/kg	SBP12	SBP12-0.5	A5	P0		0.500
0.240000	0.24		J	0.18	1.6	ug/kg	SBP13-P1	SBP13-P1-0.5	A5	P0		0.500
0.220000	0.22		J	0.15	1.3	ug/kg	SBP12	SBP112-0.5	A5	D		0.500
0.220000	0.22		J	0.19	1.6	ug/kg	SBR13-P1	SBR13-P1-1.0	A5	P0		1.000
0.210000	0.21		J	0.13	1.1	ug/kg	SBJ12	SBJ12-0.5	A3	P0		0.500
0.190000	0.19		J	0.13	1.1	ug/kg	SBO09	SBO09-0.5	A4	P0		0.500
0.180000	0.18		J	0.11	0.95	ug/kg	SBK03	SBK03-4.0	A4	P0		4.000
0.170000	0.17		J	0.12	1.0	ug/kg	SBJ12	SBJ12-5.0	A3	P0		5.000
0.150000	0.15		J	0.13	1.1	ug/kg	SBP10	SBP10-10.0	A4	P0		10.000
0.130000	0.13		J	0.12	1.0	ug/kg	SBQ09	SBQ09-15.0	A4	P0		15.000

Notes: Results sorted by: 1) parameter; 2) highest to lowest detected concentration; VQ - ABBL validation flag; LQ - lab qualifier; "J" - the result is an estimated quantity; "D" - analysis required dilution; "B" - analyte detected in blank; composite samples are indicated by the abbreviation "COMP". *The 2006 Tetra Tech results were converted from wet weight to dry weight based on depth-discrete average moisture content measured during ABBL's 2007 investigation (see report Section 1.4.3).

APPENDIX D
LANDFILL GAS PILOT TEST DATA

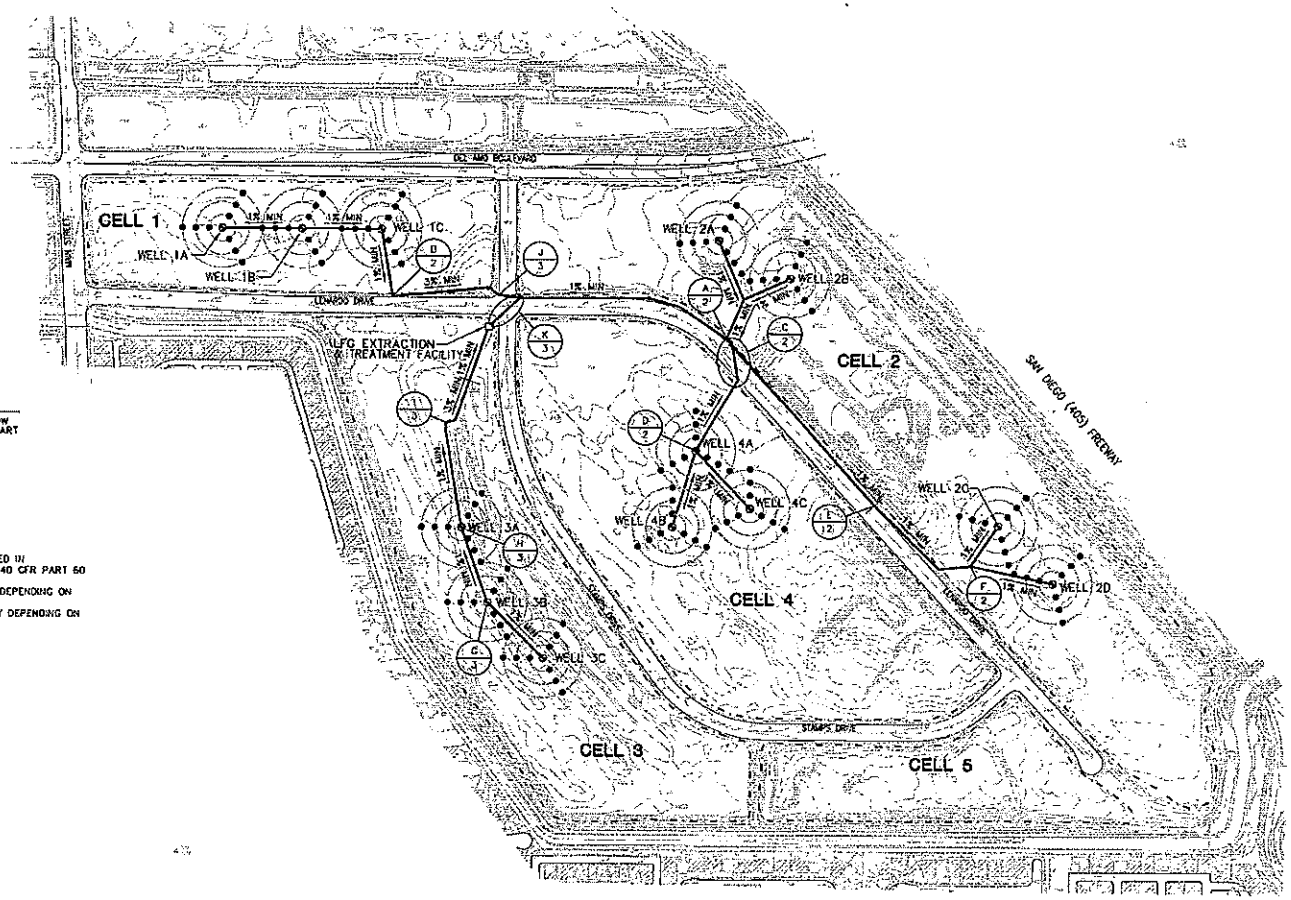

LEGEND

- EXTRACTION WELL WITH 3 SHALLOW PROBES, APPROXIMATELY 120' APART
- DEEP MONITORING PROBE

NOTES:
1. PILOT TEST WELLS CONFIGURED IN GENERAL ACCORDANCE WITH 40 CFR PART 60 APPENDIX A-1 METHOD 2E.
2. WELL LOCATIONS MAY VARY DEPENDING ON TOPOGRAPHY AND ACCESS.
3. PROBE LOCATIONS MAY VARY DEPENDING ON TOPOGRAPHY AND ACCESS.

N

GRAPHIC SCALE
200 100 0 200 400
(IN FEET)

RECORD DRAWING

NO.	REVISION DESCRIPTION	BY:

BAS
BRIAN A. STIRRAT & ASSOCIATES
CONSULTING CIVIL & ENVIRONMENTAL ENGINEERS
1360 E. VALLEY VISTA DRIVE
DIAMOND BAR, CALIFORNIA 91765
(909) 860-7777

REGISTERED PROFESSIONAL ENGINEER BRIAN A. STIRRAT No. 23631 Exp. 12-31-07 CIVIL STATE OF CALIFORNIA

CARSON MARKETPLACE
GAS SYSTEM PILOT TEST

DESIGNED BY : K.K.S.	SCALE : AS SHOWN		
DRAWN BY : F.J.A.R.	DATE : 6-2007	FILE NO.: 01_0910820	
CHECKED BY : K.K.S.	DATE : 6-2007	SHEET 1 OF 3	
APPROVED BY :	DATE : 6-2007		

CARSON MARKETPLACE METHANE GENERATION
FLOW RATE (SCFM) PER YEAR

	CURVE																				
Year	No. 1	No. 2	No. 3	No. 4	No. 5	No. 6	No. 7	No. 8	No. 9	No. 10	No. 11	No. 12	No. 13	No. 14	No. 15	No. 16	No. 17	No. 18	No. 19	No. 20	No. 21
1959	0.0	0.0	0	0	0	0	0	0	0	0	0	0	0	0	0	0	0	0	0	0	0
1960	0.4	0.3	22	35	27	25	65	56	72	84	31	36	16	19	17	28	30	36	39	58	95
1961	2	2	58	91	70	66	159	137	176	205	74	86	42	48	46	75	80	99	107	157	216
1962	5	5	100	159	123	115	260	224	288	334	121	140	72	84	82	134	144	177	192	279	332
1963	12	11	148	237	185	173	367	317	403	468	171	199	109	126	126	205	220	268	289	413	442
1964	22	20	203	320	256	239	479	413	520	604	226	263	151	175	178	285	306	366	395	554	546
1965	36	33	262	408	335	312	593	512	637	739	285	331	199	231	235	372	399	468	505	696	646
1966	55	50	299	459	391	364	636	548	671	779	314	364	235	273	279	432	464	532	574	772	636
1967	77	70	329	491	438	407	657	566	678	786	337	391	269	312	318	479	515	572	618	806	605
1968	102	93	352	510	479	446	669	577	673	781	359	416	302	350	352	515	553	595	643	812	575
1969	130	118	369	518	514	479	672	579	659	764	379	440	332	386	381	539	579	604	652	800	547
1970	158	144	379	517	541	504	667	575	637	739	396	460	360	418	405	555	596	602	650	773	520
1971	187	170	382	507	561	522	655	564	610	707	410	476	384	445	424	561	603	591	638	738	495
1972	215	196	379	490	573	534	637	549	578	670	421	488	403	468	437	561	603	573	619	697	471
1973	241	219	371	468	578	538	614	529	543	630	427	495	418	485	445	554	595	551	595	652	448
1974	265	241	359	442	576	536	586	506	506	587	430	499	429	497	448	542	583	525	567	605	426
1975	286	260	342	414	568	529	556	479	468	543	429	498	434	504	447	526	565	496	536	557	405
1976	305	277	323	383	555	517	523	451	430	498	425	493	436	506	442	507	544	465	502	510	385
1977	319	290	303	352	538	501	489	422	392	455	417	484	434	503	434	484	520	434	468	463	367
1978	331	301	281	321	517	481	455	392	355	412	408	473	428	496	423	460	494	402	434	419	349
1979	339	308	259	291	493	459	420	362	320	371	396	459	419	486	410	434	466	370	400	376	332
1980	344	312	237	262	467	435	386	333	287	333	382	443	407	472	395	408	438	339	367	337	316
1981	346	314	215	234	440	410	353	304	256	297	366	425	393	456	378	381	409	310	334	300	300
1982	345	313	195	208	413	384	321	277	227	263	350	405	378	438	361	355	381	281	304	266	286
1983	342	311	175	185	385	358	291	251	201	233	332	385	361	419	342	329	353	255	275	235	272
1984	336	306	157	163	357	333	263	227	177	205	314	365	343	398	323	303	326	229	248	206	258
1985	329	299	140	143	330	307	236	204	155	180	296	344	325	377	305	279	299	206	223	181	246
1986	321	291	124	125	304	283	212	183	135	157	278	323	306	355	286	255	274	184	199	158	234
1987	311	282	110	109	279	260	189	163	118	137	261	302	288	334	267	233	251	165	178	137	222
1988	300	272	97	95	255	237	169	145	103	119	243	282	269	313	249	213	228	147	158	119	212
1989	288	262	85	83	232	216	150	129	89	103	226	262	251	292	231	193	207	130	141	103	201
1990	276	251	75	71	211	197	133	114	77	89	210	243	234	271	214	175	188	115	124	89	191
1991	263	239	65	62	191	178	117	101	66	77	194	225	217	252	198	158	170	102	110	77	182
1992	250	227	57	53	173	161	104	89	57	66	179	208	201	233	183	143	153	90	97	66	173
1993	237	215	50	46	156	145	91	79	49	57	165	192	185	215	168	128	138	79	85	57	165
1994	224	204	43	39	141	131	80	69	42	49	152	176	171	198	155	115	124	69	75	49	157
1995	211	192	37	33	126	118	70	61	36	42	139	162	157	182	142	104	111	61	66	42	149
1996	199	181	32	29	113	106	62	53	31	36	128	148	144	167	130	93	100	53	57	36	142
1997	186	169	28	24	102	95	54	46	26	30	117	135	132	153	118	83	89	47	50	30	135
1998	175	159	24	21	91	84	47	40	22	26	106	123	120	140	108	74	79	41	44	26	128
1999	163	148	21	18	81	75	41	35	19	22	97	112	110	127	98	66	71	35	38	22	122
2000	152	138	18	15	72	67	36	31	16	19	88	102	100	116	89	59	63	31	33	19	116
2001	142	129	15	13	64	60	31	27	14	16	80	93	91	106	81	52	56	27	29	16	110
2002	132	120	13	11	57	53	27	23	12	13	73	84	83	96	74	46	50	23	25	13	105
2003	122	111	11	9	51	47	23	20	10	11	66	77	75	87	67	41	44	20	22	11	100
2004	114	103	10	8	45	42	20	17	8	10	60	69	68	79	60	36	39	17	19	10	95
2005	105	96	8	7	40	37	18	15	7	8	54	63	62	71	55	32	35	15	16	8	90
2006	97	88	7	6	35	33	15	13	6	7	49	57	56	65	49	29	31	13	14	7	86
2007	90	82	6	5	31	29	13	11	5	6	44	51	50	58	45	25	27	11	12	6	82
2008	83	75	5	4	28	26	11	10	4	5	40	46	45	53	40	22	24	10	11	5	78
2009	76	69	4	3	24	23	10	8	4	4	36	42	41	48	36	20	21	8	9	4	74
2010	70	64	4	3	22	20	8	7	3	3	32	37	37	43	33	17	19	7	8	3	70
2011	65	59	3	2	19	18	7	6	3	3	29	34	33	39	29	15	16	6	7	3	67
2012	59	54	3	2	17	16	6	5	2	2	26	30	30	35	26	13	14	5	6	2	64
2013	55	50	2	2	15	14	5	5	2	2	23	27	27	31	24	12	13	5	5	2	61
2014	50	46	2	1	13	12	5	4	2	2	21	24	24	28	21	10	11	4	4	2	58
2015	46	42	2	1	11	11	4	3	1	1	19	22	22	25	19	9	10	3	4	1	55
2016	42	38	1	1	10	9	3	3	1	1	17	20	19	23	17	8	9	3	3	1	52
2017	39	35	1	1	9	8	3	3	1	1	15	18	17	20	15	7	8	3	3	1	50
2018	35	32	1	1	8	7	3	2	1	1	14	16	16	18	14	6	7	2	2	1	47
2019	32	29	1	1	7	6	2	2	1	1	12	14	14	16	12	5	6	2	2	1	45
2020	29	27	1	0	6	6	2	2	1	1	11	13	13	15	11	5	5	2	2	1	43
2021	27	24	1	0	5	5	2	1	0	1	10	11	11	13	10	4	4	1	1	1	41
2022	25	22	1	0	5	4	1	1	0	0	9	10	10	12	9	4	4	1	1	0	39
2023	22	20	0	0	4	4	1	1	0	0	8	9	9	10	8	3	3	1	1	0	37
2024	20	19	0	0	4	3	1	1	0	0	7	8	8	9	7	3	3	1	1	0	35
2025	19	17	0	0	3	3	1	1	0	0	6	7	7	8	6	2	3	1	1	0	33
2026	17	15	0	0	3	3	1	1	0	0	6	6	6	7	6	2	2	1	1	0	32
2027	15	14	0	0	2	2	1	1	0	0	5	6	6	7	5	2	2	1	1	0	30
2028	14	13	0	0	2	2	1	0	0	0	4	5	5	6	4	2	2	0	1	0	29
2029	13	12	0	0	2	2	0	0	0	0	4	5	5	5	4	1	2	0	0	0	27
2030	12	11	0	0	2	1	0	0	0	0	4	4	4	5	4	1	1	0	0	0	26

AccuLabs, Inc.

Air Toxic ● Contaminated Soil ● Water and Wastewater ● Industrial and Hazardous Waste ● Chemical Consultation

Project Info	*Sample Info*	*Report Info*
Project ID:	**Date Sampled:** 3/2/2007	**AccuLabs ID:** 7030002
Sample Site: Carson, California	**Date Received:** 3/2/2007	**Date Reported:** 3/5/2007
Client Name: BAS	**Sample Matrix:** Air	**Reporting Units:** ppmV

Total Gaseous Non-Methane, Non Ethane Organic Compounds by EPA 25C

Analyte	Sample ID	Units	Batch	MDL	RL	Sample Result	DF	EPA Method	Date Analyzed	Qualifiers
TGNMNEO	Cell # 4	ppmV	07030002-01	0.5	1	**1675**	1	25C	3/2/2007	
TGNMNEO	Cell # 1	ppmV	07030002-02	0.5	1	**3169**	1	25C	3/2/2007	
TGNMNEO	Cell # 3	ppmV	07030002-03	0.5	1	**4287**	1	25C	3/2/2007	
TGNMNEO	Cell # 2	ppmV	07030002-04	0.5	1	**1190**	1	25C	3/2/2007	
TGNMNEO	Cell # 5	ppmV	07030002-05	0.5	1	**361**	1	25C	3/2/2007	

Key: MDL =Method Detection Limit RL =Reporting Limit J =Trace Conc. between MDL and RL M.B. =Method Blank T.B. =Trip Blank F.B.= Field Blank E.B.= Equipment Blank

** Note 1: TGNMNEO as Methane*

AccuLabs, Inc.

Ellis Hsue
Laboratory Director

AccuLabs, Inc.

Air Toxic ● Contaminated Soil ● Water and Wastewater ● Industrial and Hazardous Waste ● Chemical Consultation

Project Info	Sample Info	Report Info
Project ID:	**Sample ID:** Cell #1	**AccuLabs ID:** 07-03-0002-02
Sample Site: Carson, California	**Date Sampled:** 3/2/2007	**Date Reported:** 3/5/2007
Client Name: BAS	**Date Received:** 3/2/2007	**Reporting Units:** %
Client ID: Cell #1	**Sample Matrix:** Air	

EPA 3C

Analyte	Units	Batch	MDL	RL	Sample Result	DF	Method	Date Analyzed	Qualifiers
Oxygen	%	07030002	0.1	0.1	0.76	1	GC/TCD	3/2/07	
Nitrogen	%	07030002	0.1	0.1	12.3	1	GC/TCD	3/2/07	
Carbon Dioxide	%	07030002	0.1	0.1	29.9	1	GC/TCD	3/2/07	
Methane	%	07030002	0.1	0.1	53.5	1	GC/TCD	3/2/07	

Key: MDL = Method Detection Limit RL = Reporting Limit J = Trace Conc. between MDL and RL M.B. = Method Blank T.B. = Trip Blank F.B. = Field Blank E.B. = Equipment Blank

AccuLabs, Inc.

Ellis Hsue
Laboratory Director

AccuLabs, Inc.

Air Toxic ● Contaminated Soil ● Water and Wastewater ● Industrial and Hazardous Waste ● Chemical Consultation

Project Info	Sample Info	Report Info
Project ID:	**Sample ID:** Cell #2	**AccuLabs ID:** 07-03-0002-04
Sample Site: Carson, California	**Date Sampled:** 3/2/2007	**Date Reported:** 3/5/2007
Client Name: BAS	**Date Received:** 3/2/2007	**Reporting Units:** %
Client ID: Cell #2	**Sample Matrix:** Air	

EPA 3C

Analyte	Units	Batch	MDL	RL	Sample Result	DF	Method	Date Analyzed	Qualifiers
Oxygen	%	07030002	0.1	0.1	0.54	1	GC/TCD	3/2/07	
Nitrogen	%	07030002	0.1	0.1	25.2	1	GC/TCD	3/2/07	
Carbon Dioxide	%	07030002	0.1	0.1	25.1	1	GC/TCD	3/2/07	
Methane	%	07030002	0.1	0.1	45.6	1	GC/TCD	3/2/07	

Key: MDL = Method Detection Limit RL = Reporting Limit J = Trace Conc. between MDL and RL M.B. = Method Blank T.B. = Trip Blank F.B. = Field Blank E.B. = Equipment Blank

AccuLabs, Inc.

Ellis Hsue
Laboratory Director

AccuLabs, Inc.

Air Toxic ● Contaminated Soil ● Water and Wastewater ● Industrial and Hazardous Waste ● Chemical Consultation

Project Info	Sample Info	Report Info
Project ID:	**Sample ID:** Cell #5	**AccuLabs ID:** 07-03-0002-05
Sample Site: Carson, California	**Date Sampled:** 3/2/2007	**Date Reported:** 3/5/2007
Client Name: BAS	**Date Received:** 3/2/2007	**Reporting Units:** %
Client ID: Cell #5	**Sample Matrix:** Air	

EPA 3C

Analyte	Units	Batch	MDL	RL	Sample Result	DF	Method	Date Analyzed	Qualifiers
Oxygen	%	07030002	0.1	0.1	2.95	1	GC/TCD	3/2/07	
Nitrogen	%	07030002	0.1	0.1	77.0	1	GC/TCD	3/2/07	
Carbon Dioxide	%	07030002	0.1	0.1	13.7	1	GC/TCD	3/2/07	
Methane	%	07030002	0.1	0.1	2.84	1	GC/TCD	3/2/07	

Key: MDL = Method Detection Limit RL = Reporting Limit J = Trace Conc. between MDL and RL M.B. = Method Blank T.B. = Trip Blank F.B. = Field Blank E.B. = Equipment Blank

AccuLabs, Inc.

Ellis Hsue
Laboratory Director

AccuLabs, Inc.

Air Toxic ● Contaminated Soil ● Water and Wastewater ● Industrial and Hazardous Waste ● Chemical Consultation

Project Info	Sample Info	Report Info
Project ID:	**Sample ID:** Cell #3	**AccuLabs ID:** 07-03-0002-03
Sample Site: Carson, California	**Date Sampled:** 3/2/2007	**Date Reported:** 3/5/2007
Client Name: BAS	**Date Received:** 3/2/2007	**Reporting Units:** %
Client ID: Cell #3	**Sample Matrix:** Air	

EPA 3C

Analyte	Units	Batch	MDL	RL	Sample Result	DF	Method	Date Analyzed	Qualifiers
Oxygen	%	07030002	0.1	0.1	0.32	1	GC/TCD	3/2/07	
Nitrogen	%	07030002	0.1	0.1	11.5	1	GC/TCD	3/2/07	
Carbon Dioxide	%	07030002	0.1	0.1	28.7	1	GC/TCD	3/2/07	
Methane	%	07030002	0.1	0.1	56.0	1	GC/TCD	3/2/07	

Key: MDL = Method Detection Limit RL = Reporting Limit J = Trace Conc. between MDL and RL M.B. = Method Blank T.B. = Trip Blank F.B. = Field Blank E.B. = Equipment Blank

AccuLabs, Inc.

Ellis Hsue
Laboratory Director

AccuLabs, Inc.

Air Toxic ● Contaminated Soil ● Water and Wastewater ● Industrial and Hazardous Waste ● Chemical Consultation

Project Info	Sample Info	Report Info
Project ID:	**Sample ID:** Cell #4	**AccuLabs ID:** 07-03-0002-01
Sample Site: Carson, California	**Date Sampled:** 3/2/2007	**Date Reported:** 3/5/2007
Client Name: BAS	**Date Received:** 3/2/2007	**Reporting Units:** %
Client ID: Cell #4	**Sample Matrix:** Air	

EPA 3C

Analyte	Units	Batch	MDL	RL	Sample Result	DF	Method	Date Analyzed	Qualifiers
Oxygen	%	07030002	0.1	0.1	0.36	1	GC/TCD	3/2/07	
Nitrogen	%	07030002	0.1	0.1	14.0	1	GC/TCD	3/2/07	
Carbon Dioxide	%	07030002	0.1	0.1	30.9	1	GC/TCD	3/2/07	
Methane	%	07030002	0.1	0.1	51.3	1	GC/TCD	3/2/07	

Key: MDL = Method Detection Limit RL = Reporting Limit J = Trace Conc. between MDL and RL M.B. = Method Blank T.B. = Trip Blank F.B. = Field Blank E.B. = Equipment Blank

AccuLabs, Inc.

Ellis Hsue
Laboratory Director

AccuLabs, Inc.

Air Toxic ● Contaminated Soil ● Water and Wastewater ● Industrial and Hazardous Waste ● Chemical Consultation

Project Info	Sample Info	Report Info
Project ID:	**Sample ID:** Cell #1	**AccuLabs ID:** 07-03-0002-02
Sample Site: Carson, California	**Date Sampled:** 3/2/2007	**Date Reported:** 3/5/2007
Client Name: BAS	**Date Received:** 3/2/2007	**Reporting Units:** ppbV
Client ID: Cell #1	**Sample Matrix:** Air	

Volatile Organic Compounds by EPA TO-15 Method

Analyte	EPA Method	Batch	MDL	RL	Sample Result	DF	Date Prepared	Date Analyzed	Qualifiers
Acetone	TO-15	7030002	0.63	20	**1330**	10	3/2/07	3/2/07	
Benzene	TO-15	7030002	0.17	5	**1500**	10	3/2/07	3/2/07	
Benzyl Chloride	TO-15	7030002	0.50	10	ND	10	3/2/07	3/2/07	
Bromodichloromethane	TO-15	7030002	0.20	5	ND	10	3/2/07	3/2/07	
Bromoform	TO-15	7030002	0.20	5	ND	10	3/2/07	3/2/07	
Bromomethane	TO-15	7030002	0.21	5	ND	10	3/2/07	3/2/07	
1,3-Butadiene	TO-15	7030002	0.23	10	ND	10	3/2/07	3/2/07	
2-Butanone (MEK)	TO-15	7030002	0.56	20	**1040**	10	3/2/07	3/2/07	
Carbon Disulfide	TO-15	7030002	0.20	5	**9.60**	10	3/2/07	3/2/07	
Carbon Tetrachloride	TO-15	7030002	0.19	5	ND	10	3/2/07	3/2/07	
Chlorobenzene	TO-15	7030002	0.21	5	**820**	10	3/2/07	3/2/07	
Chloroethane	TO-15	7030002	0.30	5	**37.7**	10	3/2/07	3/2/07	
Chloroform	TO-15	7030002	0.23	5	ND	10	3/2/07	3/2/07	
Chloromethane	TO-15	7030002	0.18	5	ND	10	3/2/07	3/2/07	
Cyclohexane	TO-15	7030002	0.23	5	ND	10	3/2/07	3/2/07	
1,2-Dibromoethane (EDB)	TO-15	7030002	0.18	5	ND	10	3/2/07	3/2/07	
Dibromochloromethane	TO-15	7030002	0.20	5	ND	10	3/2/07	3/2/07	
1,2-Dichlorobenzene	TO-15	7030002	0.18	5	**21.9**	10	3/2/07	3/2/07	
1,3-Dichlorobenzene	TO-15	7030002	0.18	5	ND	10	3/2/07	3/2/07	
1,4-Dichlorobenzene	TO-15	7030002	0.20	5	**135**	10	3/2/07	3/2/07	
Dichlorodifluoromethane (F-12)	TO-15	7030002	0.18	10	**507**	10	3/2/07	3/2/07	
1,1-Dichloroethane	TO-15	7030002	0.21	5	ND	10	3/2/07	3/2/07	
1,2-Dichloroethane	TO-15	7030002	0.19	5	ND	10	3/2/07	3/2/07	
1,1-Dichloroethene	TO-15	7030002	0.23	5	ND	10	3/2/07	3/2/07	
cis-1,2-Dichloroethene	TO-15	7030002	0.19	5	ND	10	3/2/07	3/2/07	
trans-1,2-Dichloroethene	TO-15	7030002	0.20	5	ND	10	3/2/07	3/2/07	
1,2-Dichloropropane	TO-15	7030002	0.17	5	ND	10	3/2/07	3/2/07	
cis-1,3-Dichloropropene	TO-15	7030002	0.21	5	ND	10	3/2/07	3/2/07	
trans-1,3-Dichloropropene	TO-15	7030002	0.14	5	ND	10	3/2/07	3/2/07	
1,4-Dioxane	TO-15	7030002	0.20	10	ND	10	3/2/07	3/2/07	
1,2-Dichlorotetrafluoroethane(F-114)	TO-15	7030002	0.19	10	ND	10	3/2/07	3/2/07	
Ethanol	TO-15	7030002	0.37	10	**2400**	10	3/2/07	3/2/07	
Ethyl Acetate	TO-15	7030002	0.45	10	ND	10	3/2/07	3/2/07	
Ethylbenzene	TO-15	7030002	0.17	5	**5080**	10	3/2/07	3/2/07	
4-Ethyltoluene	TO-15	7030002	0.21	5	**1080**	10	3/2/07	3/2/07	
n-Heptane	TO-15	7030002	0.20	5	**4790**	10	3/2/07	3/2/07	
Hexachloro-1,3-butadiene	TO-15	7030002	0.26	5	ND	10	3/2/07	3/2/07	
n-Hexane	TO-15	7030002	0.20	5	**4520**	10	3/2/07	3/2/07	

Key: MDL = Method Detection Limit RL= Reporting LimiU= Trace Conc. between MDL and RL M.B.= Method Blank T.B.= Trip Blank F.B.= Field Blank E.B.= Equipment Blank

AccuLabs, Inc.

Air Toxic ● Contaminated Soil ● Water and Wastewater ● Industrial and Hazardous Waste ● Chemical Consultation

Project Info	Sample Info	Report Info
Project ID: 0	**Sample ID:** Cell #1	**AccuLabs ID:** 07-03-0002-02
Sample Site: Carson, California	**Date Sampled:** 3/2/2007	**Date Reported:** 3/5/2007
Client Name: BAS	**Date Received:** 3/2/2007	**Reporting Units:** ppbV
Client ID: Cell #1	**Sample Matrix:** Air	

Volatile Organic Compounds by EPA TO-15 Method

Analyte	EPA Method	Batch	MDL	RL	Sample Result	DF	Date Prepared	Date Analyzed	Qualifiers
Methylene Chloride	TO-15	7030002	0.23	20	ND	10	3/2/07	3/2/07	
Methyl t-Butyl Ether (MTBE)	TO-15	7030002	0.27	10	ND	10	3/2/07	3/2/07	
Methyl Isobutyl Ketone (MIBK)	TO-15	7030002	0.57	20	**995**	10	3/2/07	3/2/07	
2-Hexanone(MBK)	TO-15	7030002	0.53	20	ND	10	3/2/07	3/2/07	
2-Propanol (IPA)	TO-15	7030002	0.29	10	**315**	10	3/2/07	3/2/07	
Propylene	TO-15	7030002	0.26	5	ND	10	3/2/07	3/2/07	
Styrene	TO-15	7030002	0.16	5	**283**	10	3/2/07	3/2/07	
1,1,2,2-Tetrachloroethane	TO-15	7030002	0.18	5	ND	10	3/2/07	3/2/07	
Tetrachloroethene (PCE)	TO-15	7030002	0.21	5	**36.4**	10	3/2/07	3/2/07	
Tetrahydrofuran	TO-15	7030002	0.23	5	**103**	10	3/2/07	3/2/07	
Toluene	TO-15	7030002	0.22	5	**3500**	10	3/2/07	3/2/07	
1,2,4-Trichlorobenzene	TO-15	7030002	0.26	5	ND	10	3/2/07	3/2/07	
1,1,1-Trichloroethane	TO-15	7030002	0.21	5	ND	10	3/2/07	3/2/07	
1,1,2-Trichloroethane	TO-15	7030002	0.23	5	ND	10	3/2/07	3/2/07	
Trichloroethene (TCE)	TO-15	7030002	0.19	5	ND	10	3/2/07	3/2/07	
Trichlorofluoromethane(F-11)	TO-15	7030002	0.17	10	**285**	10	3/2/07	3/2/07	
1,1,2-Trichlorotrifluoroethane(F-113)	TO-15	7030002	0.19	10	ND	10	3/2/07	3/2/07	
1,2,4-Trimethylbenzene	TO-15	7030002	0.17	5	**2470**	10	3/2/07	3/2/07	
1,3,5-Trimethylbenzene	TO-15	7030002	0.18	5	**1330**	10	3/2/07	3/2/07	
Vinyl Acetate	TO-15	7030002	0.20	10	**1530**	10	3/2/07	3/2/07	
Vinyl Chloride	TO-15	7030002	0.17	5	**1060**	10	3/2/07	3/2/07	
m & p-Xylene	TO-15	7030002	0.33	10	**3030**	10	3/2/07	3/2/07	
o-Xylene	TO-15	7030002	0.19	5	**3730**	10	3/2/07	3/2/07	

Key: MDL = Method Detection Limit RL = Reporting LimitJ = Trace Conc. Bet. MDL and RL M.B. = Method Blank T.B. = Trip Blank F.B. = Field Blank E.B. = Equipment Blank

System Monitoring Compound	Surrogate % Recovery	QC Limit %
4-Bromofluorobenzene	*142	70-130

* Note: Surrogate recovery was out of Q limit due to sample matrix with very high concentration of Hydrocarbons.

AccuLabs, Inc.

Ellis Hsue
Laboratory Director

AccuLabs, Inc.

Air Toxic ● Contaminated Soil ● Water and Wastewater ● Industrial and Hazardous Waste ● Chemical Consultation

Project Info	Sample Info	Report Info
Project ID:	**Sample ID:** Cell #2	**AccuLabs ID:** 07-03-0002-04
Sample Site: Carson, California	**Date Sampled:** 3/2/2007	**Date Reported:** 3/5/2007
Client Name: BAS	**Date Received:** 3/2/2007	**Reporting Units:** ppbV
Client ID: Cell #2	**Sample Matrix:** Air	

Volatile Organic Compounds by EPA TO-15 Method

Analyte	EPA Method	Batch	MDL	RL	Sample Result	DF	Date Prepared	Date Analyzed	Qualifiers
Acetone	TO-15	7030002	0.63	20	**6570**	10	3/2/07	3/2/07	
Benzene	TO-15	7030002	0.17	5	**432**	10	3/2/07	3/2/07	
Benzyl Chloride	TO-15	7030002	0.50	10	ND	10	3/2/07	3/2/07	
Bromodichloromethane	TO-15	7030002	0.20	5	ND	10	3/2/07	3/2/07	
Bromoform	TO-15	7030002	0.20	5	ND	10	3/2/07	3/2/07	
Bromomethane	TO-15	7030002	0.21	5	ND	10	3/2/07	3/2/07	
1,3-Butadiene	TO-15	7030002	0.23	10	ND	10	3/2/07	3/2/07	
2-Butanone (MEK)	TO-15	7030002	0.56	20	**1820**	10	3/2/07	3/2/07	
Carbon Disulfide	TO-15	7030002	0.20	5	**340**	10	3/2/07	3/2/07	
Carbon Tetrachloride	TO-15	7030002	0.19	5	ND	10	3/2/07	3/2/07	
Chlorobenzene	TO-15	7030002	0.21	5	**318**	10	3/2/07	3/2/07	
Chloroethane	TO-15	7030002	0.30	5	ND	10	3/2/07	3/2/07	
Chloroform	TO-15	7030002	0.23	5	ND	10	3/2/07	3/2/07	
Chloromethane	TO-15	7030002	0.18	5	ND	10	3/2/07	3/2/07	
Cyclohexane	TO-15	7030002	0.23	5	ND	10	3/2/07	3/2/07	
1,2-Dibromoethane (EDB)	TO-15	7030002	0.18	5	ND	10	3/2/07	3/2/07	
Dibromochloromethane	TO-15	7030002	0.20	5	ND	10	3/2/07	3/2/07	
1,2-Dichlorobenzene	TO-15	7030002	0.18	5	**12.0**	10	3/2/07	3/2/07	
1,3-Dichlorobenzene	TO-15	7030002	0.18	5	ND	10	3/2/07	3/2/07	
1,4-Dichlorobenzene	TO-15	7030002	0.20	5	**189**	10	3/2/07	3/2/07	
Dichlorodifluoromethane (F-12)	TO-15	7030002	0.18	10	**2110**	10	3/2/07	3/2/07	
1,1-Dichloroethane	TO-15	7030002	0.21	5	ND	10	3/2/07	3/2/07	
1,2-Dichloroethane	TO-15	7030002	0.19	5	ND	10	3/2/07	3/2/07	
1,1-Dichloroethene	TO-15	7030002	0.23	5	ND	10	3/2/07	3/2/07	
cis-1,2-Dichloroethene	TO-15	7030002	0.19	5	ND	10	3/2/07	3/2/07	
trans-1,2-Dichloroethene	TO-15	7030002	0.20	5	ND	10	3/2/07	3/2/07	
1,2-Dichloropropane	TO-15	7030002	0.17	5	ND	10	3/2/07	3/2/07	
cis-1,3-Dichloropropene	TO-15	7030002	0.21	5	ND	10	3/2/07	3/2/07	
trans-1,3-Dichloropropene	TO-15	7030002	0.14	5	ND	10	3/2/07	3/2/07	
1,4-Dioxane	TO-15	7030002	0.20	10	ND	10	3/2/07	3/2/07	
1,2-Dichlorotetrafluoroethane(F-114)	TO-15	7030002	0.19	10	ND	10	3/2/07	3/2/07	
Ethanol	TO-15	7030002	0.37	10	**3790**	10	3/2/07	3/2/07	
Ethyl Acetate	TO-15	7030002	0.45	10	ND	10	3/2/07	3/2/07	
Ethylbenzene	TO-15	7030002	0.17	5	**3820**	10	3/2/07	3/2/07	
4-Ethyltoluene	TO-15	7030002	0.21	5	**206**	10	3/2/07	3/2/07	
n-Heptane	TO-15	7030002	0.20	5	**591**	10	3/2/07	3/2/07	
Hexachloro-1,3-butadiene	TO-15	7030002	0.26	5	ND	10	3/2/07	3/2/07	
n-Hexane	TO-15	7030002	0.20	5	**1470**	10	3/2/07	3/2/07	

Key: MDL = Method Detection Limit RL= Reporting LimitJ= Trace Conc. between MDL and RL M.B.= Method Blank T.B.= Trip Blank F.B.= Field Blank E.B.= Equipment Blank

AccuLabs, Inc.

Air Toxic ● Contaminated Soil ● Water and Wastewater ● Industrial and Hazardous Waste ● Chemical Consultation

Project Info	Sample Info	Report Info
Project ID: 0	**Sample ID:** Cell #2	**AccuLabs ID:** 07-03-0002-04
Sample Site: Carson, California	**Date Sampled:** 3/2/2007	**Date Reported:** 3/5/2007
Client Name: BAS	**Date Received:** 3/2/2007	**Reporting Units:** ppbV
Client ID: Cell #2	**Sample Matrix:** Air	

Volatile Organic Compounds by EPA TO-15 Method

Analyte	EPA Method	Batch	MDL	RL	Sample Result	DF	Date Prepared	Date Analyzed	Qualifiers
Methylene Chloride	TO-15	7030002	0.23	20	ND	10	3/2/07	3/2/07	
Methyl t-Butyl Ether (MTBE)	TO-15	7030002	0.27	10	ND	10	3/2/07	3/2/07	
Methyl Isobutyl Ketone (MIBK)	TO-15	7030002	0.57	20	**81.9**	10	3/2/07	3/2/07	
2-Hexanone(MBK)	TO-15	7030002	0.53	20	ND	10	3/2/07	3/2/07	
2-Propanol (IPA)	TO-15	7030002	0.29	10	**286**	10	3/2/07	3/2/07	
Propylene	TO-15	7030002	0.26	5	ND	10	3/2/07	3/2/07	
Styrene	TO-15	7030002	0.16	5	**193**	10	3/2/07	3/2/07	
1,1,2,2-Tetrachloroethane	TO-15	7030002	0.18	5	ND	10	3/2/07	3/2/07	
Tetrachloroethene (PCE)	TO-15	7030002	0.21	5	**5.1**	10	3/2/07	3/2/07	
Tetrahydrofuran	TO-15	7030002	0.23	5	ND	10	3/2/07	3/2/07	
Toluene	TO-15	7030002	0.22	5	**936**	10	3/2/07	3/2/07	
1,2,4-Trichlorobenzene	TO-15	7030002	0.26	5	ND	10	3/2/07	3/2/07	
1,1,1-Trichloroethane	TO-15	7030002	0.21	5	ND	10	3/2/07	3/2/07	
1,1,2-Trichloroethane	TO-15	7030002	0.23	5	ND	10	3/2/07	3/2/07	
Trichloroethene (TCE)	TO-15	7030002	0.19	5	ND	10	3/2/07	3/2/07	
Trichlorofluoromethane(F-11)	TO-15	7030002	0.17	10	ND	10	3/2/07	3/2/07	
1,1,2-Trichlorotrifluoroethane(F-113)	TO-15	7030002	0.19	10	ND	10	3/2/07	3/2/07	
1,2,4-Trimethylbenzene	TO-15	7030002	0.17	5	**800**	10	3/2/07	3/2/07	
1,3,5-Trimethylbenzene	TO-15	7030002	0.18	5	**275**	10	3/2/07	3/2/07	
Vinyl Acetate	TO-15	7030002	0.20	10	**429**	10	3/2/07	3/2/07	
Vinyl Chloride	TO-15	7030002	0.17	5	**52.4**	10	3/2/07	3/2/07	
m & p-Xylene	TO-15	7030002	0.33	10	**1250**	10	3/2/07	3/2/07	
o-Xylene	TO-15	7030002	0.19	5	**1030**	10	3/2/07	3/2/07	

Key: MDL = Method Detection Limit RL = Reporting Limit J = Trace Conc. Bet. MDL and RL M.B. = Method Blank T.B. = Trip Blank F.B. = Field Blank E.B. = Equipment Blank

System Monitoring Compound	Surrogate % Recovery	QC Limit %
4-Bromofluorobenzene	92.3	80-120

AccuLabs, Inc.

Ellis Hsue
Laboratory Director

AccuLabs, Inc.

Air Toxic ● Contaminated Soil ● Water and Wastewater ● Industrial and Hazardous Waste ● Chemical Consultation

Project Info	Sample Info	Report Info
Project ID:	**Sample ID:** Cell #3	**AccuLabs ID:** 07-03-0002-03
Sample Site: Carson, California	**Date Sampled:** 3/2/2007	**Date Reported:** 3/5/2007
Client Name: BAS	**Date Received:** 3/2/2007	**Reporting Units:** ppbV
Client ID: Cell #3	**Sample Matrix:** Air	

Volatile Organic Compounds by EPA TO-15 Method

Analyte	EPA Method	Batch	MDL	RL	Sample Result	DF	Date Prepared	Date Analyzed	Qualifiers
Acetone	TO-15	7030002	0.63	20	**1750**	10	3/2/07	3/2/07	
Benzene	TO-15	7030002	0.17	5	**2450**	10	3/2/07	3/2/07	
Benzyl Chloride	TO-15	7030002	0.50	10	ND	10	3/2/07	3/2/07	
Bromodichloromethane	TO-15	7030002	0.20	5	ND	10	3/2/07	3/2/07	
Bromoform	TO-15	7030002	0.20	5	ND	10	3/2/07	3/2/07	
Bromomethane	TO-15	7030002	0.21	5	ND	10	3/2/07	3/2/07	
1,3-Butadiene	TO-15	7030002	0.23	10	ND	10	3/2/07	3/2/07	
2-Butanone (MEK)	TO-15	7030002	0.56	20	**7200**	10	3/2/07	3/2/07	
Carbon Disulfide	TO-15	7030002	0.20	5	**256**	10	3/2/07	3/2/07	
Carbon Tetrachloride	TO-15	7030002	0.19	5	ND	10	3/2/07	3/2/07	
Chlorobenzene	TO-15	7030002	0.21	5	ND	10	3/2/07	3/2/07	
Chloroethane	TO-15	7030002	0.30	5	ND	10	3/2/07	3/2/07	
Chloroform	TO-15	7030002	0.23	5	ND	10	3/2/07	3/2/07	
Chloromethane	TO-15	7030002	0.18	5	ND	10	3/2/07	3/2/07	
Cyclohexane	TO-15	7030002	0.23	5	ND	10	3/2/07	3/2/07	
1,2-Dibromoethane (EDB)	TO-15	7030002	0.18	5	ND	10	3/2/07	3/2/07	
Dibromochloromethane	TO-15	7030002	0.20	5	ND	10	3/2/07	3/2/07	
1,2-Dichlorobenzene	TO-15	7030002	0.18	5	**6.7**	10	3/2/07	3/2/07	
1,3-Dichlorobenzene	TO-15	7030002	0.18	5	ND	10	3/2/07	3/2/07	
1,4-Dichlorobenzene	TO-15	7030002	0.20	5	ND	10	3/2/07	3/2/07	
Dichlorodifluoromethane (F-12)	TO-15	7030002	0.18	10	**3160**	10	3/2/07	3/2/07	
1,1-Dichloroethane	TO-15	7030002	0.21	5	ND	10	3/2/07	3/2/07	
1,2-Dichloroethane	TO-15	7030002	0.19	5	ND	10	3/2/07	3/2/07	
1,1-Dichloroethene	TO-15	7030002	0.23	5	ND	10	3/2/07	3/2/07	
cis-1,2-Dichloroethene	TO-15	7030002	0.19	5	ND	10	3/2/07	3/2/07	
trans-1,2-Dichloroethene	TO-15	7030002	0.20	5	ND	10	3/2/07	3/2/07	
1,2-Dichloropropane	TO-15	7030002	0.17	5	ND	10	3/2/07	3/2/07	
cis-1,3-Dichloropropene	TO-15	7030002	0.21	5	ND	10	3/2/07	3/2/07	
trans-1,3-Dichloropropene	TO-15	7030002	0.14	5	ND	10	3/2/07	3/2/07	
1,4-Dioxane	TO-15	7030002	0.20	10	ND	10	3/2/07	3/2/07	
1,2-Dichlorotetrafluoroethane(F-114)	TO-15	7030002	0.19	10	ND	10	3/2/07	3/2/07	
Ethanol	TO-15	7030002	0.37	10	**3640**	10	3/2/07	3/2/07	
Ethyl Acetate	TO-15	7030002	0.45	10	ND	10	3/2/07	3/2/07	
Ethylbenzene	TO-15	7030002	0.17	5	**7880**	10	3/2/07	3/2/07	
4-Ethyltoluene	TO-15	7030002	0.21	5	**1800**	10	3/2/07	3/2/07	
n-Heptane	TO-15	7030002	0.20	5	**3200**	10	3/2/07	3/2/07	
Hexachloro-1,3-butadiene	TO-15	7030002	0.26	5	ND	10	3/2/07	3/2/07	
n-Hexane	TO-15	7030002	0.20	5	**5150**	10	3/2/07	3/2/07	

Key: MDL = Method Detection Limit RL= Reporting Limit J= Trace Conc. between MDL and RL M.B.= Method Blank T.B.= Trip Blank F.B.= Field Blank E.B.= Equipment Blank

AccuLabs, Inc.

Air Toxic ● Contaminated Soil ● Water and Wastewater ● Industrial and Hazardous Waste ● Chemical Consultation

Project Info	Sample Info	Report Info
Project ID: 0	**Sample ID:** Cell #3	**AccuLabs ID:** 07-03-0002-03
Sample Site: Carson, California	**Date Sampled:** 3/2/2007	**Date Reported:** 3/5/2007
Client Name: BAS	**Date Received:** 3/2/2007	**Reporting Units:** ppbV
Client ID: Cell #3	**Sample Matrix:** Air	

Volatile Organic Compounds by EPA TO-15 Method

Analyte	EPA Method	Batch	MDL	RL	Sample Result	DF	Date Prepared	Date Analyzed	Qualifiers
Methylene Chloride	TO-15	7030002	0.23	20	ND	10	3/2/07	3/2/07	
Methyl t-Butyl Ether (MTBE)	TO-15	7030002	0.27	10	ND	10	3/2/07	3/2/07	
Methyl Isobutyl Ketone (MIBK)	TO-15	7030002	0.57	20	**2920**	10	3/2/07	3/2/07	
2-Hexanone(MBK)	TO-15	7030002	0.53	20	ND	10	3/2/07	3/2/07	
2-Propanol (IPA)	TO-15	7030002	0.29	10	**2770**	10	3/2/07	3/2/07	
Propylene	TO-15	7030002	0.26	5	ND	10	3/2/07	3/2/07	
Styrene	TO-15	7030002	0.16	5	ND	10	3/2/07	3/2/07	
1,1,2,2-Tetrachloroethane	TO-15	7030002	0.18	5	ND	10	3/2/07	3/2/07	
Tetrachloroethene (PCE)	TO-15	7030002	0.21	5	**78.5**	10	3/2/07	3/2/07	
Tetrahydrofuran	TO-15	7030002	0.23	5	**359**	10	3/2/07	3/2/07	
Toluene	TO-15	7030002	0.22	5	**2170**	10	3/2/07	3/2/07	
1,2,4-Trichlorobenzene	TO-15	7030002	0.26	5	ND	10	3/2/07	3/2/07	
1,1,1-Trichloroethane	TO-15	7030002	0.21	5	ND	10	3/2/07	3/2/07	
1,1,2-Trichloroethane	TO-15	7030002	0.23	5	ND	10	3/2/07	3/2/07	
Trichloroethene (TCE)	TO-15	7030002	0.19	5	ND	10	3/2/07	3/2/07	
Trichlorofluoromethane(F-11)	TO-15	7030002	0.17	10	ND	10	3/2/07	3/2/07	
1,1,2-Trichlorotrifluoroethane(F-113)	TO-15	7030002	0.19	10	**14.6**	10	3/2/07	3/2/07	
1,2,4-Trimethylbenzene	TO-15	7030002	0.17	5	**1830**	10	3/2/07	3/2/07	
1,3,5-Trimethylbenzene	TO-15	7030002	0.18	5	**1460**	10	3/2/07	3/2/07	
Vinyl Acetate	TO-15	7030002	0.20	10	**1380**	10	3/2/07	3/2/07	
Vinyl Chloride	TO-15	7030002	0.17	5	**800**	10	3/2/07	3/2/07	
m & p-Xylene	TO-15	7030002	0.33	10	**3940**	10	3/2/07	3/2/07	
o-Xylene	TO-15	7030002	0.19	5	**3150**	10	3/2/07	3/2/07	

Key: MDL = Method Detection Limit RL = Reporting LimitJ = Trace Conc. Bet. MDL and RL M.B. = Method Blank T.B. = Trip Blank F.B. = Field Blank E.B. = Equipment Blank

System Monitoring Compound	Surrogate % Recovery	QC Limit %
4-Bromofluorobenzene	*169	70-130

* Note: Surrogate recovery was out of Q limit due to sample matrix with very high concentration of Hydrocarbons.

AccuLabs, Inc.

Ellis Hsue
Laboratory Director

AccuLabs, Inc.

Air Toxic ● Contaminated Soil ● Water and Wastewater ● Industrial and Hazardous Waste ● Chemical Consultation

Project Info	Sample Info	Report Info
Project ID:	**Sample ID:** Cell #4	**AccuLabs ID:** 07-03-0002-01
Sample Site: Carson, California	**Date Sampled:** 3/2/2007	**Date Reported:** 3/5/2007
Client Name: BAS	**Date Received:** 3/2/2007	**Reporting Units:** ppbV
Client ID: Cell #4	**Sample Matrix:** Air	

Volatile Organic Compounds by EPA TO-15 Method

Analyte	EPA Method	Batch	MDL	RL	Sample Result	DF	Date Prepared	Date Analyzed	Qualifiers
Acetone	TO-15	7030002	0.63	20	**130**	10	3/2/07	3/2/07	
Benzene	TO-15	7030002	0.17	5	**766**	10	3/2/07	3/2/07	
Benzyl Chloride	TO-15	7030002	0.50	10	ND	10	3/2/07	3/2/07	
Bromodichloromethane	TO-15	7030002	0.20	5	ND	10	3/2/07	3/2/07	
Bromoform	TO-15	7030002	0.20	5	ND	10	3/2/07	3/2/07	
Bromomethane	TO-15	7030002	0.21	5	ND	10	3/2/07	3/2/07	
1,3-Butadiene	TO-15	7030002	0.23	10	ND	10	3/2/07	3/2/07	
2-Butanone (MEK)	TO-15	7030002	0.56	20	**18.6**	10	3/2/07	3/2/07	
Carbon Disulfide	TO-15	7030002	0.20	5	ND	10	3/2/07	3/2/07	
Carbon Tetrachloride	TO-15	7030002	0.19	5	ND	10	3/2/07	3/2/07	
Chlorobenzene	TO-15	7030002	0.21	5	**3020**	10	3/2/07	3/2/07	
Chloroethane	TO-15	7030002	0.30	5	ND	10	3/2/07	3/2/07	
Chloroform	TO-15	7030002	0.23	5	ND	10	3/2/07	3/2/07	
Chloromethane	TO-15	7030002	0.18	5	ND	10	3/2/07	3/2/07	
Cyclohexane	TO-15	7030002	0.23	5	ND	10	3/2/07	3/2/07	
1,2-Dibromoethane (EDB)	TO-15	7030002	0.18	5	ND	10	3/2/07	3/2/07	
Dibromochloromethane	TO-15	7030002	0.20	5	ND	10	3/2/07	3/2/07	
1,2-Dichlorobenzene	TO-15	7030002	0.18	5	**7.7**	10	3/2/07	3/2/07	
1,3-Dichlorobenzene	TO-15	7030002	0.18	5	ND	10	3/2/07	3/2/07	
1,4-Dichlorobenzene	TO-15	7030002	0.20	5	**128**	10	3/2/07	3/2/07	
Dichlorodifluoromethane (F-12)	TO-15	7030002	0.18	10	**690**	10	3/2/07	3/2/07	
1,1-Dichloroethane	TO-15	7030002	0.21	5	ND	10	3/2/07	3/2/07	
1,2-Dichloroethane	TO-15	7030002	0.19	5	ND	10	3/2/07	3/2/07	
1,1-Dichloroethene	TO-15	7030002	0.23	5	ND	10	3/2/07	3/2/07	
cis-1,2-Dichloroethene	TO-15	7030002	0.19	5	ND	10	3/2/07	3/2/07	
trans-1,2-Dichloroethene	TO-15	7030002	0.20	5	ND	10	3/2/07	3/2/07	
1,2-Dichloropropane	TO-15	7030002	0.17	5	ND	10	3/2/07	3/2/07	
cis-1,3-Dichloropropene	TO-15	7030002	0.21	5	ND	10	3/2/07	3/2/07	
trans-1,3-Dichloropropene	TO-15	7030002	0.14	5	ND	10	3/2/07	3/2/07	
1,4-Dioxane	TO-15	7030002	0.20	10	ND	10	3/2/07	3/2/07	
1,2-Dichlorotetrafluoroethane(F-114)	TO-15	7030002	0.19	10	ND	10	3/2/07	3/2/07	
Ethanol	TO-15	7030002	0.37	10	**2430**	10	3/2/07	3/2/07	
Ethyl Acetate	TO-15	7030002	0.45	10	ND	10	3/2/07	3/2/07	
Ethylbenzene	TO-15	7030002	0.17	5	**1920**	10	3/2/07	3/2/07	
4-Ethyltoluene	TO-15	7030002	0.21	5	ND	10	3/2/07	3/2/07	
n-Heptane	TO-15	7030002	0.20	5	**501**	10	3/2/07	3/2/07	
Hexachloro-1,3-butadiene	TO-15	7030002	0.26	5	ND	10	3/2/07	3/2/07	
n-Hexane	TO-15	7030002	0.20	5	**332**	10	3/2/07	3/2/07	

Key: MDL = Method Detection Limit RL= Reporting LimitJ= Trace Conc. between MDL and RL M.B.= Method Blank T.B.= Trip Blank F.B.= Field Blank E.B.= Equipment Blank

AccuLabs, Inc.

Air Toxic ● Contaminated Soil ● Water and Wastewater ● Industrial and Hazardous Waste ● Chemical Consultation

Project Info	Sample Info	Report Info
Project ID: 0	**Sample ID:** Cell #4	**AccuLabs ID:** 07-03-0002-01
Sample Site: Carson, California	**Date Sampled:** 3/2/2007	**Date Reported:** 3/5/2007
Client Name: BAS	**Date Received:** 3/2/2007	**Reporting Units:** ppbV
Client ID: Cell #4	**Sample Matrix:** Air	

Volatile Organic Compounds by EPA TO-15 Method

Analyte	EPA Method	Batch	MDL	RL	Sample Result	DF	Date Prepared	Date Analyzed	Qualifiers
Methylene Chloride	TO-15	7030002	0.23	20	ND	10	3/2/07	3/2/07	
Methyl t-Butyl Ether (MTBE)	TO-15	7030002	0.27	10	ND	10	3/2/07	3/2/07	
Methyl Isobutyl Ketone (MIBK)	TO-15	7030002	0.57	20	ND	10	3/2/07	3/2/07	
2-Hexanone(MBK)	TO-15	7030002	0.53	20	ND	10	3/2/07	3/2/07	
2-Propanol (IPA)	TO-15	7030002	0.29	10	**39.6**	10	3/2/07	3/2/07	
Propylene	TO-15	7030002	0.26	5	ND	10	3/2/07	3/2/07	
Styrene	TO-15	7030002	0.16	5	**13.4**	10	3/2/07	3/2/07	
1,1,2,2-Tetrachloroethane	TO-15	7030002	0.18	5	ND	10	3/2/07	3/2/07	
Tetrachloroethene (PCE)	TO-15	7030002	0.21	5	ND	10	3/2/07	3/2/07	
Tetrahydrofuran	TO-15	7030002	0.23	5	**121**	10	3/2/07	3/2/07	
Toluene	TO-15	7030002	0.22	5	**91.1**	10	3/2/07	3/2/07	
1,2,4-Trichlorobenzene	TO-15	7030002	0.26	5	ND	10	3/2/07	3/2/07	
1,1,1-Trichloroethane	TO-15	7030002	0.21	5	ND	10	3/2/07	3/2/07	
1,1,2-Trichloroethane	TO-15	7030002	0.23	5	ND	10	3/2/07	3/2/07	
Trichloroethene (TCE)	TO-15	7030002	0.19	5	**34.4**	10	3/2/07	3/2/07	
Trichlorofluoromethane(F-11)	TO-15	7030002	0.17	10	ND	10	3/2/07	3/2/07	
1,1,2-Trichlorotrifluoroethane(F-113)	TO-15	7030002	0.19	10	ND	10	3/2/07	3/2/07	
1,2,4-Trimethylbenzene	TO-15	7030002	0.17	5	**415**	10	3/2/07	3/2/07	
1,3,5-Trimethylbenzene	TO-15	7030002	0.18	5	**68.9**	10	3/2/07	3/2/07	
Vinyl Acetate	TO-15	7030002	0.20	10	**175**	10	3/2/07	3/2/07	
Vinyl Chloride	TO-15	7030002	0.17	5	**282**	10	3/2/07	3/2/07	
m & p-Xylene	TO-15	7030002	0.33	10	**449**	10	3/2/07	3/2/07	
o-Xylene	TO-15	7030002	0.19	5	**364**	10	3/2/07	3/2/07	

Key: MDL = Method Detection Limit RL = Reporting Limit J = Trace Conc. Bet. MDL and RL M.B. = Method Blank T.B. = Trip Blank F.B. = Field Blank E.B. = Equipment Blank

System Monitoring Compound	Surrogate % Recovery	QC Limit %
4-Bromofluorobenzene	*151	70-130

* Note: Surrogate recovery was out of Q limit due to sample matrix with very high concentration of Hydrocarbons.

AccuLabs, Inc.

Ellis Hsue
Laboratory Director

AccuLabs, Inc.

Air Toxic ● Contaminated Soil ● Water and Wastewater ● Industrial and Hazardous Waste ● Chemical Consultation

Project Info	Sample Info	Report Info
Project ID:	**Sample ID:** Cell #5	**AccuLabs ID:** 07-03-0002-05
Sample Site: Carson, California	**Date Sampled:** 3/2/2007	**Date Reported:** 3/5/2007
Client Name: BAS	**Date Received:** 3/2/2007	**Reporting Units:** ppbV
Client ID: Cell #5	**Sample Matrix:** Air	

Volatile Organic Compounds by EPA TO-15 Method

Analyte	EPA Method	Batch	MDL	RL	Sample Result	DF	Date Prepared	Date Analyzed	Qualifiers
Acetone	TO-15	7030002	0.63	20	**845**	10	3/2/07	3/2/07	
Benzene	TO-15	7030002	0.17	5	**269**	10	3/2/07	3/2/07	
Benzyl Chloride	TO-15	7030002	0.50	10	ND	10	3/2/07	3/2/07	
Bromodichloromethane	TO-15	7030002	0.20	5	ND	10	3/2/07	3/2/07	
Bromoform	TO-15	7030002	0.20	5	ND	10	3/2/07	3/2/07	
Bromomethane	TO-15	7030002	0.21	5	ND	10	3/2/07	3/2/07	
1,3-Butadiene	TO-15	7030002	0.23	10	ND	10	3/2/07	3/2/07	
2-Butanone (MEK)	TO-15	7030002	0.56	20	**50.5**	10	3/2/07	3/2/07	
Carbon Disulfide	TO-15	7030002	0.20	5	**12.4**	10	3/2/07	3/2/07	
Carbon Tetrachloride	TO-15	7030002	0.19	5	ND	10	3/2/07	3/2/07	
Chlorobenzene	TO-15	7030002	0.21	5	**128**	10	3/2/07	3/2/07	
Chloroethane	TO-15	7030002	0.30	5	ND	10	3/2/07	3/2/07	
Chloroform	TO-15	7030002	0.23	5	**5.10**	10	3/2/07	3/2/07	
Chloromethane	TO-15	7030002	0.18	5	ND	10	3/2/07	3/2/07	
Cyclohexane	TO-15	7030002	0.23	5	ND	10	3/2/07	3/2/07	
1,2-Dibromoethane (EDB)	TO-15	7030002	0.18	5	ND	10	3/2/07	3/2/07	
Dibromochloromethane	TO-15	7030002	0.20	5	ND	10	3/2/07	3/2/07	
1,2-Dichlorobenzene	TO-15	7030002	0.18	5	ND	10	3/2/07	3/2/07	
1,3-Dichlorobenzene	TO-15	7030002	0.18	5	ND	10	3/2/07	3/2/07	
1,4-Dichlorobenzene	TO-15	7030002	0.20	5	**40.6**	10	3/2/07	3/2/07	
Dichlorodifluoromethane (F-12)	TO-15	7030002	0.18	10	**760**	10	3/2/07	3/2/07	
1,1-Dichloroethane	TO-15	7030002	0.21	5	ND	10	3/2/07	3/2/07	
1,2-Dichloroethane	TO-15	7030002	0.19	5	ND	10	3/2/07	3/2/07	
1,1-Dichloroethene	TO-15	7030002	0.23	5	ND	10	3/2/07	3/2/07	
cis-1,2-Dichloroethene	TO-15	7030002	0.19	5	ND	10	3/2/07	3/2/07	
trans-1,2-Dichloroethene	TO-15	7030002	0.20	5	ND	10	3/2/07	3/2/07	
1,2-Dichloropropane	TO-15	7030002	0.17	5	ND	10	3/2/07	3/2/07	
cis-1,3-Dichloropropene	TO-15	7030002	0.21	5	ND	10	3/2/07	3/2/07	
trans-1,3-Dichloropropene	TO-15	7030002	0.14	5	ND	10	3/2/07	3/2/07	
1,4-Dioxane	TO-15	7030002	0.20	10	ND	10	3/2/07	3/2/07	
1,2-Dichlorotetrafluoroethane(F-114)	TO-15	7030002	0.19	10	ND	10	3/2/07	3/2/07	
Ethanol	TO-15	7030002	0.37	10	**2540**	10	3/2/07	3/2/07	
Ethyl Acetate	TO-15	7030002	0.45	10	ND	10	3/2/07	3/2/07	
Ethylbenzene	TO-15	7030002	0.17	5	**2850**	10	3/2/07	3/2/07	
4-Ethyltoluene	TO-15	7030002	0.21	5	**118**	10	3/2/07	3/2/07	
n-Heptane	TO-15	7030002	0.20	5	**177**	10	3/2/07	3/2/07	
Hexachloro-1,3-butadiene	TO-15	7030002	0.26	5	ND	10	3/2/07	3/2/07	
n-Hexane	TO-15	7030002	0.20	5	**195**	10	3/2/07	3/2/07	

Key: MDL = Method Detection Limit RL= Reporting LimitJ= Trace Conc. between MDL and RL M.B.= Method Blank T.B.= Trip Blank F.B.= Field Blank E.B.= Equipment Blank

AccuLabs, Inc.

Air Toxic ● Contaminated Soil ● Water and Wastewater ● Industrial and Hazardous Waste ● Chemical Consultation

Project Info	Sample Info	Report Info
Project ID: 0	**Sample ID:** Cell #5	**AccuLabs ID:** 07-03-0002-05
Sample Site: Carson, California	**Date Sampled:** 3/2/2007	**Date Reported:** 3/5/2007
Client Name: BAS	**Date Received:** 3/2/2007	**Reporting Units:** ppbV
Client ID: Cell #5	**Sample Matrix:** Air	

Volatile Organic Compounds by EPA TO-15 Method

Analyte	EPA Method	Batch	MDL	RL	Sample Result	DF	Date Prepared	Date Analyzed	Qualifiers
Methylene Chloride	TO-15	7030002	0.23	20	ND	10	3/2/07	3/2/07	
Methyl t-Butyl Ether (MTBE)	TO-15	7030002	0.27	10	ND	10	3/2/07	3/2/07	
Methyl Isobutyl Ketone (MIBK)	TO-15	7030002	0.57	20	**25.4**	10	3/2/07	3/2/07	
2-Hexanone(MBK)	TO-15	7030002	0.53	20	ND	10	3/2/07	3/2/07	
2-Propanol (IPA)	TO-15	7030002	0.29	10	**45.9**	10	3/2/07	3/2/07	
Propylene	TO-15	7030002	0.26	5	ND	10	3/2/07	3/2/07	
Styrene	TO-15	7030002	0.16	5	**85.6**	10	3/2/07	3/2/07	
1,1,2,2-Tetrachloroethane	TO-15	7030002	0.18	5	ND	10	3/2/07	3/2/07	
Tetrachloroethene (PCE)	TO-15	7030002	0.21	5	**13.1**	10	3/2/07	3/2/07	
Tetrahydrofuran	TO-15	7030002	0.23	5	**5.0**	10	3/2/07	3/2/07	
Toluene	TO-15	7030002	0.22	5	**455**	10	3/2/07	3/2/07	
1,2,4-Trichlorobenzene	TO-15	7030002	0.26	5	ND	10	3/2/07	3/2/07	
1,1,1-Trichloroethane	TO-15	7030002	0.21	5	ND	10	3/2/07	3/2/07	
1,1,2-Trichloroethane	TO-15	7030002	0.23	5	ND	10	3/2/07	3/2/07	
Trichloroethene (TCE)	TO-15	7030002	0.19	5	ND	10	3/2/07	3/2/07	
Trichlorofluoromethane(F-11)	TO-15	7030002	0.17	10	**35.3**	10	3/2/07	3/2/07	
1,1,2-Trichlorotrifluoroethane(F-113)	TO-15	7030002	0.19	10	ND	10	3/2/07	3/2/07	
1,2,4-Trimethylbenzene	TO-15	7030002	0.17	5	**403**	10	3/2/07	3/2/07	
1,3,5-Trimethylbenzene	TO-15	7030002	0.18	5	**131**	10	3/2/07	3/2/07	
Vinyl Acetate	TO-15	7030002	0.20	10	**92.9**	10	3/2/07	3/2/07	
Vinyl Chloride	TO-15	7030002	0.17	5	**47.7**	10	3/2/07	3/2/07	
m & p-Xylene	TO-15	7030002	0.33	10	**703**	10	3/2/07	3/2/07	
o-Xylene	TO-15	7030002	0.19	5	**561**	10	3/2/07	3/2/07	

Key: MDL = Method Detection Limit RL = Reporting LimitJ = Trace Conc. Bet. MDL and RL M.B. = Method Blank T.B. = Trip Blank F.B. = Field Blank E.B. = Equipment Blank

System Monitoring Compound	Surrogate % Recovery	QC Limit %
4-Bromofluorobenzene	89.5	80-120

AccuLabs, Inc.

Ellis Hsue
Laboratory Director

AccuLabs, Inc.

Air Toxic ● Contaminated Soil ● Water and Wastewater ● Industrial and Hazardous Waste ● Chemical Consultation

Project Info	Sample Info	Report Info
Project ID: 2007.0025-100	**Date Sampled:** 8/6/2007	**AccuLabs ID:** 07080001
Sample Site: Carson, California	**Date Received:** 8/6/2007	**Date Reported:** 8/13/2007
Client Name: BAS	**Sample Matrix:** Air	**Reporting Units:** ppmV

Total Gaseous Non-Methane, Non Ethane Organic Compounds by EPA 25C

Analyte	Sample ID	Units	Lab ID	MDL	RL	Sample Result	DF	EPA Method	Date Analyzed	RPD (0 - 20)%
TGNMNEO	Inlet Carbon #1	ppmV	07080001-01	0.5	20	**4230**	20	25C	8/6/2007	
TGNMNEO	Inlet KMN	ppmV	07080001-02	0.5	20	**193**	20	25C	8/6/2007	
TGNMNEO	Vent Stack	ppmV	07080001-03	0.5	20	**231**	20	25C	8/6/2007	
TGNMNEO	Inlet Carbon #1-Dup	ppmV	0708000101Dup	0.5	20	**4410**	20	25C	8/6/2007	4.2
TGNMNEO	Method Blank	ppmV	08062007MB	0.5	1	<1.0	1	25C	8/6/2007	

Key: MDL =Method Detection Limit RL =Reporting Limit J =Trace Conc. between MDL and RL M.B. =Method Blank T.B. =Trip Blank F.B.= Field Blank E.B.= Equipment Blank

** Note 1: TGNMNEO as Methane*

AccuLabs, Inc.

Ellis Hsue

Ellis Hsue
Laboratory Director

AccuLabs, Inc.

Air Toxic ● Contaminated Soil ● Water and Wastewater ● Industrial and Hazardous Waste ● Chemical Consultation

Project Info	Sample Info	Report Info
Project ID: 2007.0025-100	**Sample ID:** Inlet Carbon #1	**AccuLabs ID:** 07080001-01
Sample Site: Carson, California	**Date Sampled:** 8/6/2007	**Date Reported:** 8/13/2007
Client Name: BAS	**Date Received:** 8/6/2007	**Reporting Units:** %
Client ID: Inlet Carbon #1	**Sample Matrix:** Air	

EPA 3C

Analyte	Units	Batch	MDL	RL	Sample Result	DF	Method	Date Analyzed	Qualifiers
Oxygen	%	07080001	0.1	0.1	0.451	1	GC/TCD	8/6/07	
Nitrogen	%	07080001	0.1	0.1	7.57	1	GC/TCD	8/6/07	
Carbon Dioxide	%	07080001	0.1	0.1	24.54	1	GC/TCD	8/6/07	
Methane	ppmV	07080001	0.3	1	566000	1	GC/FID	8/6/07	
Methane	%	07080001	0.1	0.1	56.58	1	GC/TCD	8/6/07	

Key: MDL = Method Detection Limit RL = Reporting Limit J = Trace Conc. between MDL and RL M.B. = Method Blank T.B. = Trip Blank F.B. = Field Blank E.B. = Equipment Blank

AccuLabs, Inc.

Ellis Hsue
Laboratory Director

AccuLabs, Inc.

Air Toxic ● Contaminated Soil ● Water and Wastewater ● Industrial and Hazardous Waste ● Chemical Consultation

Project Info	Sample Info	Report Info
Project ID: 2007.0025-100	**Sample ID:** Inlet KMN	**AccuLabs ID:** 07080001-02
Sample Site: Carson, California	**Date Sampled:** 8/6/2007	**Date Reported:** 8/13/2007
Client Name: BAS	**Date Received:** 8/6/2007	**Reporting Units:** %
Client ID: Inlet KMN	**Sample Matrix:** Air	

EPA 3C

Analyte	Units	Batch	MDL	RL	Sample Result	DF	Method	Date Analyzed	Qualifiers
Oxygen	%	07080001	0.1	0.1	0.437	1	GC/TCD	8/6/07	
Nitrogen	%	07080001	0.1	0.1	7.32	1	GC/TCD	8/6/07	
Carbon Dioxide	%	07080001	0.1	0.1	24.27	1	GC/TCD	8/6/07	
Methane	ppmV	07080001	0.3	1	546000	1	GC/FID	8/6/07	
Methane	%	07080001	0.1	0.1	54.58	1	GC/TCD	8/6/07	

Key: MDL = Method Detection Limit RL = Reporting Limit J = Trace Conc. between MDL and RL M.B. = Method Blank T.B. = Trip Blank F.B. = Field Blank E.B. = Equipment Blank

AccuLabs, Inc.

Ellis Hsue
Laboratory Director

AccuLabs, Inc.

Air Toxic ● Contaminated Soil ● Water and Wastewater ● Industrial and Hazardous Waste ● Chemical Consultation

Project Info	Sample Info	Report Info
Project ID: 2007.0025-100	**Sample ID:** Vent Stack	**AccuLabs ID:** 07080001-03
Sample Site: Carson, California	**Date Sampled:** 8/6/2007	**Date Reported:** 8/13/2007
Client Name: BAS	**Date Received:** 8/6/2007	**Reporting Units:** %
Client ID: Vent Stack	**Sample Matrix:** Air	

EPA 3C

Analyte	Units	Batch	MDL	RL	Sample Result	DF	Method	Date Analyzed	Qualifiers
Oxygen	%	07080001	0.1	0.1	0.41	1	GC/TCD	8/6/07	
Nitrogen	%	07080001	0.1	0.1	7.24	1	GC/TCD	8/6/07	
Carbon Dioxide	%	07080001	0.1	0.1	24.32	1	GC/TCD	8/6/07	
Methane	ppmV	07080001	0.3	1	548000	1	GC/FID	8/6/07	
Methane	%	07080001	0.1	0.1	54.81	1	GC/TCD	8/6/07	

Key: MDL = Method Detection Limit RL = Reporting Limit J = Trace Conc. between MDL and RL M.B. = Method Blank T.B. = Trip Blank F.B. = Field Blank E.B. = Equipment Blank

AccuLabs, Inc.

Ellis Hsue
Laboratory Director

Air Toxic ● Contaminated Soil ● Water and Wastewater ● Industrial and Hazardous Waste ● Chemical Consultation

Project Info	Sample Information	Report Info
Project ID: 2007.0025-100	**Sample ID:** Inlet Carbon #1	**AccuLabs ID:** 07080001-01
Sample Site: Market Place, Carson, CA	**Date Sampled:** 8/6/2007	**Date Reported:** 8/13/2007
Client Name: Bryan A. Stirrat & Associates	**Date Received:** 8/6/2007	**Reporting Units:** ppbV
Client ID: Inlet Carbon #1	**Sample Matrix:** Air	

Core Group---SCAQMD Rule 1150.1

Analyte	Analytical Method	MDL	RL	Sample Result	DF	Date Prepared	Date Analyzed	Qualifier
Benzene	TO-15	0.17	10	**7040**	20	08/06/07	08/06/07	
Benzyl Chloride	TO-15	0.25	2	ND	4	08/06/07	08/06/07	
Chlorobenzene	TO-15	0.29	10	**14700**	20	08/06/07	08/06/07	
1,2-Dibromoethane (Ethylene Dibromide)	TO-15	0.18	2	ND	4	08/06/07	08/06/07	
Dichlorobenzenes (o, m & p-)	TO-15	0.38	6	**614**	4	08/06/07	08/06/07	
1,1-Dichloroethane (Ethylidene Chloride)	TO-15	0.21	2	**61.8**	4	08/06/07	08/06/07	
1,2-Dichloroethane (Ethylene Dichloride)	TO-15	0.19	2	**409**	4	08/06/07	08/06/07	
1,1-Dichloroethene (Vinylidene Chloride)(1,1-DCE)	TO-15	0.23	2	**292**	4	08/06/07	08/06/07	
Dichloromethane (Methylene Chloride)	TO-15	0.18	40	**2590**	20	08/06/07	08/06/07	
Hydrogen Sulfide	*AQMD 307.91*	*20*	*200*	***3180***	*4*	08/06/07	08/06/07	
Tetrachloroethene (Perchloroethylene)(PCE)	TO-15	0.21	10	**5560**	20	08/06/07	08/06/07	
Tetrachloromethane (Carbon Tetrachloride)	TO-15	0.19	2	ND	4	08/06/07	08/06/07	
Toluene	TO-15	0.31	10	**14200**	20	08/06/07	08/06/07	
1,1,1-Trichloroethane (Methyl Chloroform)	TO-15	0.21	2	ND	4	08/06/07	08/06/07	
Trichloroethene (TCE)	TO-15	0.21	10	**5840**	20	08/06/07	08/06/07	
Trichloromethane (Chloroform)	TO-15	0.23	2	ND	4	08/06/07	08/06/07	
Vinyl chloride (VCM)	TO-15	0.17	10	**5400**	20	08/06/07	08/06/07	
Total Xylenes (o, m, & p-)	TO-15	0.34	30	**19900**	20	08/06/07	08/06/07	

System Monitoring Compound	% Recovery	QC Limit (%)
Bromofluorobenzene	* 162.4	80 -120

Key: MDL = Method Detection Limit RL = Reporting Limit J = Trace Conc. between MDL and RL M.B. = Method Blank T.B. = Trip Blank F.B. = Field Blank E.B. = Equipment Blank

* Note: Surrogate recovery was out of QC limit due to extremely high concentration of Hydrocarbon in the sample matrix and eluted around the surrogate compound

AccuLabs, Inc.

Ellis Hsue
Laboratory Director

Air Toxic ● Contaminated Soil ● Water and Wastewater ● Industrial and Hazardous Waste ● Chemical Consultation

Project Info	Sample Information	Report Info
Project ID: 2007.0025-100	**Sample ID:** Inlet KMN	**AccuLabs ID:** 07080001-02
Sample Site: Market Place, Carson, CA	**Date Sampled:** 8/6/2007	**Date Reported:** 8/13/2007
Client Name: Bryan A. Stirrat & Associates	**Date Received:** 8/6/2007	**Reporting Units:** ppbV
Client ID: Inlet KMN	**Sample Matrix:** Air	

Core Group---SCAQMD Rule 1150.1

Analyte	Analytical Method	MDL	RL	Sample Result	DF	Date Prepared	Date Analyzed	Qualifier
Benzene	TO-15	0.17	2	ND	4	08/06/07	08/06/07	
Benzyl Chloride	TO-15	0.25	2	ND	4	08/06/07	08/06/07	
Chlorobenzene	TO-15	0.29	2	ND	4	08/06/07	08/06/07	
1,2-Dibromoethane (Ethylene Dibromide)	TO-15	0.18	2	ND	4	08/06/07	08/06/07	
Dichlorobenzenes (o, m & p-)	TO-15	0.38	6	ND	4	08/06/07	08/06/07	
1,1-Dichloroethane (Ethylidene Chloride)	TO-15	0.21	2	ND	4	08/06/07	08/06/07	
1,2-Dichloroethane (Ethylene Dichloride)	TO-15	0.19	2	ND	4	08/06/07	08/06/07	
1,1-Dichloroethene (Vinylidene Chloride)(1,1-DCE)	TO-15	0.23	2	**186**	4	08/06/07	08/06/07	
Dichloromethane (Methylene Chloride)	TO-15	0.18	40	**12700**	20	08/06/07	08/06/07	
Hydrogen Sulfide	AQMD 307.91	20	*200*	ND	4	08/06/07	08/06/07	
Tetrachloroethene (Perchloroethylene)(PCE)	TO-15	0.21	2	ND	4	08/06/07	08/06/07	
Tetrachloromethane (Carbon Tetrachloride)	TO-15	0.19	2	ND	4	08/06/07	08/06/07	
Toluene	TO-15	0.31	2	**22.2**	4	08/06/07	08/06/07	
1,1,1-Trichloroethane (Methyl Chloroform)	TO-15	0.21	2	ND	4	08/06/07	08/06/07	
Trichloroethene (TCE)	TO-15	0.21	2	ND	4	08/06/07	08/06/07	
Trichloromethane (Chloroform)	TO-15	0.23	2	ND	4	08/06/07	08/06/07	
Vinyl chloride (VCM)	TO-15	0.17	10	**12800**	20	08/06/07	08/06/07	
Total Xylenes (o, m, & p-)	TO-15	0.34	6	ND	4	08/06/07	08/06/07	

System Monitoring Compound	% Recovery	QC Limit (%)
Bromofluorobenzene	101.7	80 -120

Key: MDL = Method Detection Limit RL = Reporting Limit J = Trace Conc. between MDL and RL M.B. = Method Blank T.B. = Trip Blank F.B. = Field Blank E.B. = Equipment Blank

AccuLabs, Inc.

Ellis Hsue
Laboratory Director

Air Toxic ● Contaminated Soil ● Water and Wastewater ● Industrial and Hazardous Waste ● Chemical Consultation

Project Info	Sample Information	Report Info
Project ID: 2007.0025-100	**Sample ID:** Vent Stack	**AccuLabs ID:** 07080001-03
Sample Site: Market Place, Carson, CA	**Date Sampled:** 8/6/2007	**Date Reported:** 8/13/2007
Client Name: Bryan A. Stirrat & Associates	**Date Received:** 8/6/2007	**Reporting Units:** ppbV
Client ID: Vent Stack	**Sample Matrix:** Air	

Core Group---SCAQMD Rule 1150.1

Analyte	Analytical Method	MDL	RL	Sample Result	DF	Date Prepared	Date Analyzed	Qualifier
Benzene	TO-15	0.17	2	ND	4	08/06/07	08/06/07	
Benzyl Chloride	TO-15	0.25	2	ND	4	08/06/07	08/06/07	
Chlorobenzene	TO-15	0.29	2	ND	4	08/06/07	08/06/07	
1,2-Dibromoethane (Ethylene Dibromide)	TO-15	0.18	2	ND	4	08/06/07	08/06/07	
Dichlorobenzenes (o, m & p-)	TO-15	0.38	6	ND	4	08/06/07	08/06/07	
1,1-Dichloroethane (Ethylidene Chloride)	TO-15	0.21	2	ND	4	08/06/07	08/06/07	
1,2-Dichloroethane (Ethylene Dichloride)	TO-15	0.19	2	ND	4	08/06/07	08/06/07	
1,1-Dichloroethene (Vinylidene Chloride)(1,1-DCE)	TO-15	0.23	2	ND	4	08/06/07	08/06/07	
Dichloromethane (Methylene Chloride)	TO-15	0.18	40	**14300**	20	08/06/07	08/06/07	
Hydrogen Sulfide	AQMD 307.91	20	*200*	ND	4	08/06/07	08/06/07	
Tetrachloroethene (Perchloroethylene)(PCE)	TO-15	0.21	2	ND	4	08/06/07	08/06/07	
Tetrachloromethane (Carbon Tetrachloride)	TO-15	0.19	2	ND	4	08/06/07	08/06/07	
Toluene	TO-15	0.31	2	**21.8**	4	08/06/07	08/06/07	
1,1,1-Trichloroethane (Methyl Chloroform)	TO-15	0.21	2	ND	4	08/06/07	08/06/07	
Trichloroethene (TCE)	TO-15	0.21	2	ND	4	08/06/07	08/06/07	
Trichloromethane (Chloroform)	TO-15	0.23	2	ND	4	08/06/07	08/06/07	
Vinyl chloride (VCM)	TO-15	0.17	10	**9380**	20	08/06/07	08/06/07	
Total Xylenes (o, m, & p-)	TO-15	0.34	6	ND	4	08/06/07	08/06/07	

System Monitoring Compound	% Recovery	QC Limit (%)
Bromofluorobenzene	101.4	80 -120

Key: MDL = Method Detection Limit RL = Reporting Limit J = Trace Conc. between MDL and RL M.B. = Method Blank T.B. = Trip Blank F.B. = Field Blank E.B. = Equipment Blank

AccuLabs, Inc.

Ellis Hsue
Laboratory Director

AccuLabs, Inc.

Air Toxic ● Contaminated Soil ● Water and Wastewater ● Industrial and Hazardous Waste ● Chemical Consultation

Project Info	Sample Info	Report Info
Project ID: 2007.0025-100	**Sample ID:** Inlet Carbon #1 Duplicate	**AccuLabs ID:** 07080001-01Dup
Sample Site: Carson, California	**Date Sampled:** 8/6/2007	**Date Reported:** 8/13/2007
Client Name: BAS	**Date Received:** 8/6/2007	**Reporting Units:** %
Client ID: Inlet Carbon #1	**Sample Matrix:** Air	

EPA 3C

* Duplicate Analysis

Analyte	Units	Batch	MDL	RL	Duplicate Result	DF	Primary Result	Date Analyzed	RPD (0 - 20) %
Oxygen	%	07080001	0.1	0.1	0.415	1	0.451	8/6/07	8.3
Nitrogen	%	07080001	0.1	0.1	7.428	1	7.57	8/6/07	1.9
Carbon Dioxide	%	07080001	0.1	0.1	24.44	1	24.54	8/6/07	0.4
Methane	ppmV	07080001	0.3	1	561000	1	566000	8/6/07	0.9
Methane	%	07080001	0.1	0.1	56.08	1	56.58	8/6/07	0.9

Key: MDL = Method Detection Limit RL = Reporting Limit J = Trace Conc. between MDL and RL M.B. = Method Blank T.B. = Trip Blank F.B. = Field Blank E.B. = Equipment Blank

AccuLabs, Inc.

Ellis Hsue
Laboratory Director

Air Toxic ● Contaminated Soil ● Water and Wastewater ● Industrial and Hazardous Waste ● Chemical Consultation

Project Info	Sample Information	Report Info
Project ID: 2007.0025-100	**Sample ID:** Inlet Carbon #1	**AccuLabs ID:** 07080001-01
Sample Site: Market Place, Carson, CA	**Date Sampled:** 8/6/2007	**Date Reported:** 8/13/2007
Client Name: Bryan A. Stirrat & Associates	**Date Received:** 8/6/2007	**Reporting Units:** ppbV
Client ID: Inlet Carbon #1	**Sample Matrix:** Air	

Core Group---SCAQMD Rule 1150.1

Analyte	Analytical Method	MDL	RL	Duplicate Result	DF	Date Pre'd & Analyzed	Primary Result	RPD (0 - 20) %
Benzene	TO-15	0.17	10	**6870**	20	08/06/07	**7040**	2.4
Benzyl Chloride	TO-15	0.25	2	ND	4	08/06/07	ND	
Chlorobenzene	TO-15	0.29	10	**13700**	20	08/06/07	**14700**	7.0
1,2-Dibromoethane (Ethylene Dibromide)	TO-15	0.18	2	ND	4	08/06/07	ND	
Dichlorobenzenes (o, m & p-)	TO-15	0.38	6	**720**	4	08/06/07	**614**	15.9
1,1-Dichloroethane (Ethylidene Chloride)	TO-15	0.21	2	**73.6**	4	08/06/07	**61.8**	17.4
1,2-Dichloroethane (Ethylene Dichloride)	TO-15	0.19	2	**432**	4	08/06/07	**409**	5.5
1,1-Dichloroethene (Vinylidene Chloride)(1,1-DCE)	TO-15	0.23	2	**329**	4	08/06/07	**292**	11.9
Dichloromethane (Methylene Chloride)	TO-15	0.18	40	**2670**	20	08/06/07	**2590**	3.0
Hydrogen Sulfide	*AQMD 307.91*	*20*	*200*	***2760***	*4*	08/06/07	***3180***	14.1
Tetrachloroethene (Perchloroethylene)(PCE)	TO-15	0.21	10	**5770**	20	08/06/07	**5560**	3.7
Tetrachloromethane (Carbon Tetrachloride)	TO-15	0.19	2	ND	4	08/06/07	ND	
Toluene	TO-15	0.31	10	**13100**	20	08/06/07	**14200**	8.1
1,1,1-Trichloroethane (Methyl Chloroform)	TO-15	0.21	2	ND	4	08/06/07	ND	
Trichloroethene (TCE)	TO-15	0.21	10	**5840**	20	08/06/07	**6252**	6.8
Trichloromethane (Chloroform)	TO-15	0.23	2	ND	4	08/06/07	ND	
Vinyl chloride (VCM)	TO-15	0.17	10	**5340**	20	08/06/07	**5400**	1.1
Total Xylenes (o, m, & p-)	TO-15	0.34	30	**21000**	20	08/06/07	**19900**	5.4

System Monitoring Compound	% Recovery	QC Limit (%)
Bromofluorobenzene	* 149.6	80 -120

Key: MDL = Method Detection Limit RL = Reporting Limit J = Trace Conc. between MDL and RL M.B. = Method Blank T.B. = Trip Blank F.B. = Field Blank E.B. = Equipment Blank

* Note: Surrogate recovery was out of QC limit due to extremely high concentration of Hydrocarbon in the sample matrix and eluted around the surrogate compound

AccuLabs, Inc.

Ellis Hsue
Laboratory Director

Air Toxic ● Contaminated Soil ● Water and Wastewater ● Industrial and Hazardous Waste ● Chemical Consultation

Project Info	Sample Information	Report Info
Project ID: 2007.0025-100	**Sample ID:** NA	**AccuLabs ID:** 07080001-MB
Sample Site: Market Place, Carson, CA	**Date Sampled:** NA	**Date Reported:** 8/13/2007
Client Name: Bryan A. Stirrat & Associates	**Date Received:** NA	**Reporting Units:** ppbV
Client ID: NA	**Sample Matrix:** Air	

Core Group---SCAQMD Rule 1150.1

Analyte	Analytical Method	MDL	RL	Sample Result	DF	Date Prepared	Date Analyzed	Qualifier
Benzene	TO-15	0.17	0.5	ND	1	08/06/07	08/06/07	
Benzyl Chloride	TO-15	0.25	0.5	ND	1	08/06/07	08/06/07	
Chlorobenzene	TO-15	0.29	0.5	ND	1	08/06/07	08/06/07	
1,2-Dibromoethane (Ethylene Dibromide)	TO-15	0.18	0.5	ND	1	08/06/07	08/06/07	
Dichlorobenzenes (o, m & p-)	TO-15	0.38	1.5	ND	1	08/06/07	08/06/07	
1,1-Dichloroethane (Ethylidene Chloride)	TO-15	0.21	0.5	ND	1	08/06/07	08/06/07	
1,2-Dichloroethane (Ethylene Dichloride)	TO-15	0.19	0.5	ND	1	08/06/07	08/06/07	
1,1-Dichloroethene (Vinylidene Chloride)(1,1-DCE)	TO-15	0.23	0.5	ND	1	08/06/07	08/06/07	
Dichloromethane (Methylene Chloride)	TO-15	0.18	2	ND	1	08/06/07	08/06/07	
Hydrogen Sulfide	AQMD 307.91	20	*50*	ND	1	08/06/07	08/06/07	
Tetrachloroethene (Perchloroethylene)(PCE)	TO-15	0.21	0.5	ND	1	08/06/07	08/06/07	
Tetrachloromethane (Carbon Tetrachloride)	TO-15	0.19	0.5	ND	1	08/06/07	08/06/07	
Toluene	TO-15	0.31	0.5	ND	1	08/06/07	08/06/07	
1,1,1-Trichloroethane (Methyl Chloroform)	TO-15	0.21	0.5	ND	1	08/06/07	08/06/07	
Trichloroethene (TCE)	TO-15	0.21	0.5	ND	1	08/06/07	08/06/07	
Trichloromethane (Chloroform)	TO-15	0.23	0.5	ND	1	08/06/07	08/06/07	
Vinyl chloride (VCM)	TO-15	0.17	0.5	ND	1	08/06/07	08/06/07	
Total Xylenes (o, m, & p-)	TO-15	0.34	1.5	ND	1	08/06/07	08/06/07	

System Monitoring Compound	% Recovery	QC Limit (%)
Bromofluorobenzene	109.4	80 -120

Key: MDL = Method Detection Limit RL = Reporting Limit J = Trace Conc. between MDL and RL M.B. = Method Blank T.B. = Trip Blank F.B. = Field Blank E.B. = Equipment Blank

AccuLabs, Inc.

Ellis Hsue
Laboratory Director

BRYAN A. STIRRAT & ASSOCIATES

CHAIN OF CUSTODY

PROJECT INFORMATION

PROJECT NAME: CARSON
JOB NUMBER: 2007 0025-100
PROJECT MANAGER: GARY GLASSER
LABORATORY: ACCU LAB
SHIPMENT METHOD: DROP OFF
TURNAROUND TIME: STD

DISPOSAL: Lab Disposal [X] Return [ ] Pick Up [ ]

BAS Sample I.D.	LAB I.D.	DATE	TIME	MATRIX	NUMBER OF CONTAINERS	TGNMNEOC	CORE GROUP	PERM GAS																			
INLET CARBON 1		6 AUG	1340	GAS		X	X	X																			
INLET KMN		6 AUG	1345	GAS		X	X	X																			
VENT STACK		6 AUG	1350	GAS		X	X	X																			

07080014 01 (JH)
-01
-02
-03

RELINQUISHED BY: (Signature)	DATE/TIME	RECEIVED BY: (Signature)
[signature]	6 AUG 07 1500	Judy Hsu 8/6/07 15:10
RELINQUISHED BY: (Signature)	DATE/TIME	RECEIVED BY: (Signature)
RELINQUISHED BY: (Signature)	DATE/TIME	RECEIVED BY: (Signature)

SAMPLE CONDITION (Lab Initials)

Shipping Container:
Sealed _____
Sample(s):
Integrity _____
Chilled _____
Sealed _____

COMMENTS:

1360 Valley Vista Drive, Diamond Bar, CA 91765 (909) 860-7777 FAX (909) 860-8017

Original to accompany lab report Copy 1 – Lab Copy 2 – Originator

AccuLabs, Inc.

Air Toxic ● Contaminated Soil ● Water and Wastewater ● Industrial and Hazardous Waste ● Chemical Consultation

Project Info	Sample Info	Report Info
Project ID: 2007.0025-100	**Date Sampled:** 8/13/2007	**AccuLabs ID:** 07080008
Sample Site: Carson, California	**Date Received:** 8/14/2007	**Date Reported:** 8/16/2007
Client Name: BAS	**Sample Matrix:** Air	**Reporting Units:** ppmV

Total Gaseous Non-Methane, Non Ethane Organic Compounds by EPA 25C

Analyte	Sample ID	Units	Lab ID	MDL	RL	Sample Result	DF	EPA Method	Date Analyzed	RPD (0 - 20)%
TGNMNEO	Inlet Carbon #1	ppmV	07080008-01	0.5	20	**4840**	40	25C	8/15/2007	
TGNMNEO	Inlet KMN	ppmV	07080008-02	0.5	20	**13.2**	20	25C	8/15/2007	
TGNMNEO	Vent Stack	ppmV	07080008-03	0.5	20	**13.6**	20	25C	8/15/2007	
TGNMNEO	Inlet Carbon #1-Dup	ppmV	7080000801Dup	0.5	20	**4930**	40	25C	8/15/2007	1.8
TGNMNEO	Method Blank	ppmV	08152007MB	0.5	1	<1.0	1	25C	8/15/2007	

Key: MDL =Method Detection Limit RL =Reporting Limit J =Trace Conc. between MDL and RL M.B. =Method Blank T.B. =Trip Blank F.B.= Field Blank E.B.= Equipment Blank

** Note 1: TGNMNEO as Methane*

AccuLabs, Inc.

Ellis Hsue
Laboratory Director

AccuLabs, Inc.

Air Toxic ● Contaminated Soil ● Water and Wastewater ● Industrial and Hazardous Waste ● Chemical Consultation

Project Info	Sample Info	Report Info
Project ID: 2007.0025-100	**Sample ID:** Inlet Carbon #1	**AccuLabs ID:** 07080008-01
Sample Site: Carson, California	**Date Sampled:** 8/13/2007	**Date Reported:** 8/16/2007
Client Name: BAS	**Date Received:** 8/14/2007	**Reporting Units:** % & ppmV
Client ID: Inlet Carbon #1	**Sample Matrix:** Air	

EPA 3C

Analyte	Units	Batch	MDL	RL	Sample Result	DF	Method	Date Analyzed	Qualifiers
Oxygen	%	07080008	0.1	0.1	0.432	1	GC/TCD	8/15/07	
Nitrogen	%	07080008	0.1	0.1	9.95	1	GC/TCD	8/15/07	
Carbon Dioxide	%	07080008	0.1	0.1	29.46	1	GC/TCD	8/15/07	
Methane	**ppmV**	07080008	0.3	1	543000	1	**GC/FID**	8/15/07	
Methane	%	07080008	0.1	0.1	54.63	1	GC/TCD	8/15/07	

Key: MDL = Method Detection Limit RL = Reporting Limit J = Trace Conc. between MDL and RL M.B. = Method Blank T.B. = Trip Blank F.B. = Field Blank E.B. = Equipment Blank

AccuLabs, Inc.

Ellis Hsue
Laboratory Director

AccuLabs, Inc.

Air Toxic ● Contaminated Soil ● Water and Wastewater ● Industrial and Hazardous Waste ● Chemical Consultation

Project Info	Sample Info	Report Info
Project ID: 2007.0025-100	**Sample ID:** Inlet KMN	**AccuLabs ID:** 07080008-02
Sample Site: Carson, California	**Date Sampled:** 8/13/2007	**Date Reported:** 8/16/2007
Client Name: BAS	**Date Received:** 8/14/2007	**Reporting Units:** % & ppmV
Client ID: Inlet KMN	**Sample Matrix:** Air	

EPA 3C

Analyte	Units	Batch	MDL	RL	Sample Result	DF	Method	Date Analyzed	Qualifiers
Oxygen	%	07080008	0.1	0.1	0.668	1	GC/TCD	8/15/07	
Nitrogen	%	07080008	0.1	0.1	10.5	1	GC/TCD	8/15/07	
Carbon Dioxide	%	07080008	0.1	0.1	28.5	1	GC/TCD	8/15/07	
Methane	**ppmV**	07080008	0.3	1	535000	1	**GC/FID**	8/15/07	
Methane	%	07080008	0.1	0.1	53.0	1	GC/TCD	8/15/07	

Key: MDL = Method Detection Limit RL = Reporting Limit J = Trace Conc. between MDL and RL M.B. = Method Blank T.B. = Trip Blank F.B. = Field Blank E.B. = Equipment Blank

AccuLabs, Inc.

Ellis Hsue
Laboratory Director

AccuLabs, Inc.

Air Toxic ● Contaminated Soil ● Water and Wastewater ● Industrial and Hazardous Waste ● Chemical Consultation

Project Info	Sample Info	Report Info
Project ID: 2007.0025-100	**Sample ID:** Vent Stack	**AccuLabs ID:** 07080008-03
Sample Site: Carson, California	**Date Sampled:** 8/13/2007	**Date Reported:** 8/16/2007
Client Name: BAS	**Date Received:** 8/14/2007	**Reporting Units:** % & ppmV
Client ID: Vent Stack	**Sample Matrix:** Air	

EPA 3C

Analyte	Units	Batch	MDL	RL	Sample Result	DF	Method	Date Analyzed	Qualifiers
Oxygen	%	07080008	0.1	0.1	4.06	1	GC/TCD	8/15/07	
Nitrogen	%	07080008	0.1	0.1	19.8	1	GC/TCD	8/15/07	
Carbon Dioxide	%	07080008	0.1	0.1	26.3	1	GC/TCD	8/15/07	
Methane	**ppmV**	07080008	0.3	1	468000	1	**GC/FID**	8/15/07	
Methane	%	07080008	0.1	0.1	47.1	1	GC/TCD	8/15/07	

Key: MDL = Method Detection Limit RL = Reporting Limit J = Trace Conc. between MDL and RL M.B. = Method Blank T.B. = Trip Blank F.B. = Field Blank E.B. = Equipment Blank

AccuLabs, Inc.

Ellis Hsue
Laboratory Director

AccuLabs, Inc.

Air Toxic ● Contaminated Soil ● Water and Wastewater ● Industrial and Hazardous Waste ● Chemical Consultation

Project Info	Sample Info	Report Info
Project ID: 2007.0025-100	**Sample ID:** Inlet Carbon #1 Duplicate	**AccuLabs ID:** 07080008-01Dup
Sample Site: Carson, California	**Date Sampled:** 8/13/2007	**Date Reported:** 8/16/2007
Client Name: BAS	**Date Received:** 8/14/2007	**Reporting Units:** % & ppmV
Client ID: Inlet Carbon #1	**Sample Matrix:** Air	

EPA 3C

* Duplicate Analysis

Analyte	Units	Batch	MDL	RL	Duplicate Result	DF	Primary Result	Date Analyzed	RPD (0 - 20) %
Oxygen	%	07080008	0.1	0.1	0.415	1	0.432	8/15/07	4.0
Nitrogen	%	07080008	0.1	0.1	9.85	1	9.95	8/15/07	1.0
Carbon Dioxide	%	07080008	0.1	0.1	29.4	1	29.46	8/15/07	0.4
Methane	**ppmV**	07080008	0.3	1	542000	1	543000	8/15/07	0.2
Methane	%	07080008	0.1	0.1	53.8	1	54.63	8/15/07	1.5

Key: MDL = Method Detection Limit RL = Reporting Limit J = Trace Conc. between MDL and RL M.B. = Method Blank T.B. = Trip Blank F.B. = Field Blank E.B. = Equipment Blank

AccuLabs, Inc.

Ellis Hsue
Laboratory Director

Air Toxic ● Contaminated Soil ● Water and Wastewater ● Industrial and Hazardous Waste ● Chemical Consultation

Project Info	Sample Information	Report Info
Project ID: 2007.0025-100	**Sample ID:** Inlet Carbon #1	**AccuLabs ID:** 07080008-01
Sample Site: Market Place, Carson, CA	**Date Sampled:** 8/13/2007	**Date Reported:** 8/16/2007
Client Name: Bryan A. Stirrat & Associates	**Date Received:** 8/14/2007	**Reporting Units:** ppbV
Client ID: Inlet Carbon #1	**Sample Matrix:** Air	

Core Group---SCAQMD Rule 1150.1

Analyte	Analytical Method	MDL	RL	Sample Result	DF	Date Prepared	Date Analyzed	Qualifier
Benzene	TO-15	0.17	20	**8260**	40	08/15/07	08/15/07	
Benzyl Chloride	TO-15	0.25	5	ND	10	08/15/07	08/15/07	
Chlorobenzene	TO-15	0.29	20	**7440**	40	08/15/07	08/15/07	
1,2-Dibromoethane (Ethylene Dibromide)	TO-15	0.18	5	ND	10	08/15/07	08/15/07	
Dichlorobenzenes (o, m & p-)	TO-15	0.38	60	**316**	40	08/15/07	08/15/07	
1,1-Dichloroethane (Ethylidene Chloride)	TO-15	0.21	5	**51.2**	10	08/15/07	08/15/07	
1,2-Dichloroethane (Ethylene Dichloride)	TO-15	0.19	5	**185**	10	08/15/07	08/15/07	
1,1-Dichloroethene (Vinylidene Chloride)(1,1-DCE)	TO-15	0.23	5	**215**	10	08/15/07	08/15/07	
Dichloromethane (Methylene Chloride)	TO-15	0.18	80	**1590**	40	08/15/07	08/15/07	
Hydrogen Sulfide	*AQMD 307.91*	*20*	*200*	**1640**	*4*	08/15/07	08/15/07	
Tetrachloroethene (Perchloroethylene)(PCE)	TO-15	0.21	20	**2450**	40	08/15/07	08/15/07	
Tetrachloromethane (Carbon Tetrachloride)	TO-15	0.19	5	ND	10	08/15/07	08/15/07	
Toluene	TO-15	0.31	20	**16000**	40	08/15/07	08/15/07	
1,1,1-Trichloroethane (Methyl Chloroform)	TO-15	0.21	5	ND	10	08/15/07	08/15/07	
Trichloroethene (TCE)	TO-15	0.21	20	**2750**	40	08/15/07	08/15/07	
Trichloromethane (Chloroform)	TO-15	0.23	5	ND	10	08/15/07	08/15/07	
Vinyl chloride (VCM)	TO-15	0.17	20	**4550**	40	08/15/07	08/15/07	
Total Xylenes (o, m, & p-)	TO-15	0.34	60	**12200**	40	08/15/07	08/15/07	

System Monitoring Compound	% Recovery	QC Limit (%)
Bromofluorobenzene	* 162.4 / 155.7	80 -120

Key: MDL = Method Detection Limit RL = Reporting Limit J = Trace Conc. between MDL and RL M.B. = Method Blank T.B. = Trip Blank F.B. = Field Blank E.B. = Equipment Blank

* Note: Surrogate recovery was out of QC limit due to extremely high concentration of Hydrocarbon in the sample matrix and eluted around the surrogate compound

AccuLabs, Inc.

Ellis Hsue
Laboratory Director

Air Toxic ● Contaminated Soil ● Water and Wastewater ● Industrial and Hazardous Waste ● Chemical Consultation

Project Info	Sample Information	Report Info
Project ID: 2007.0025-100	**Sample ID:** Inlet KMN	**AccuLabs ID:** 07080008-02
Sample Site: Market Place, Carson, CA	**Date Sampled:** 8/13/2007	**Date Reported:** 8/16/2007
Client Name: Bryan A. Stirrat & Associates	**Date Received:** 8/14/2007	**Reporting Units:** ppbV
Client ID: Inlet KMN	**Sample Matrix:** Air	

Core Group---SCAQMD Rule 1150.1

Analyte	Analytical Method	MDL	RL	Sample Result	DF	Date Prepared	Date Analyzed	Qualifier
Benzene	TO-15	0.17	2	ND	4	08/15/07	08/15/07	
Benzyl Chloride	TO-15	0.25	2	ND	4	08/15/07	08/15/07	
Chlorobenzene	TO-15	0.29	2	**0.60**	4	08/15/07	08/15/07	J
1,2-Dibromoethane (Ethylene Dibromide)	TO-15	0.18	2	ND	4	08/15/07	08/15/07	
Dichlorobenzenes (o, m & p-)	TO-15	0.38	6	ND	4	08/15/07	08/15/07	
1,1-Dichloroethane (Ethylidene Chloride)	TO-15	0.21	2	ND	4	08/15/07	08/15/07	
1,2-Dichloroethane (Ethylene Dichloride)	TO-15	0.19	2	ND	4	08/15/07	08/15/07	
1,1-Dichloroethene (Vinylidene Chloride)(1,1-DCE)	TO-15	0.23	2	ND	4	08/15/07	08/15/07	
Dichloromethane (Methylene Chloride)	TO-15	0.18	8	**1.20**	4	08/15/07	08/15/07	J
Hydrogen Sulfide	AQMD 307.91	20	*200*	ND	4	08/15/07	08/15/07	
Tetrachloroethene (Perchloroethylene)(PCE)	TO-15	0.21	2	ND	4	08/15/07	08/15/07	
Tetrachloromethane (Carbon Tetrachloride)	TO-15	0.19	2	ND	4	08/15/07	08/15/07	
Toluene	TO-15	0.31	2	**1.60**	4	08/15/07	08/15/07	J
1,1,1-Trichloroethane (Methyl Chloroform)	TO-15	0.21	2	ND	4	08/15/07	08/15/07	
Trichloroethene (TCE)	TO-15	0.21	2	ND	4	08/15/07	08/15/07	
Trichloromethane (Chloroform)	TO-15	0.23	2	ND	4	08/15/07	08/15/07	
Vinyl chloride (VCM)	TO-15	0.17	10	**10000**	**20**	08/15/07	08/15/07	
Total Xylenes (o, m, & p-)	TO-15	0.34	6	**1.76**	4	08/15/07	08/15/07	J

System Monitoring Compound	% Recovery	QC Limit (%)
Bromofluorobenzene	107.7 / 119.4	80 -120

Key: MDL = Method Detection Limit RL = Reporting Limit J = Trace Conc. between MDL and RL M.B. = Method Blank T.B. = Trip Blank F.B. = Field Blank E.B. = Equipment Blank

AccuLabs, Inc.

Ellis Hsue
Laboratory Director

Air Toxic ● Contaminated Soil ● Water and Wastewater ● Industrial and Hazardous Waste ● Chemical Consultation

Project Info	Sample Information	Report Info
Project ID: 2007.0025-100	**Sample ID:** Vent Stack	**AccuLabs ID:** 07080008-03
Sample Site: Market Place, Carson, CA	**Date Sampled:** 8/13/2007	**Date Reported:** 8/16/2007
Client Name: Bryan A. Stirrat & Associates	**Date Received:** 8/14/2007	**Reporting Units:** ppbV
Client ID: Vent Stack	**Sample Matrix:** Air	

Core Group---SCAQMD Rule 1150.1

Analyte	Analytical Method	MDL	RL	Sample Result	DF	Date Prepared	Date Analyzed	Qualifier
Benzene	TO-15	0.17	2	ND	4	08/15/07	08/15/07	
Benzyl Chloride	TO-15	0.25	2	ND	4	08/15/07	08/15/07	
Chlorobenzene	TO-15	0.29	2	ND	4	08/15/07	08/15/07	
1,2-Dibromoethane (Ethylene Dibromide)	TO-15	0.18	2	ND	4	08/15/07	08/15/07	
Dichlorobenzenes (o, m & p-)	TO-15	0.38	6	ND	4	08/15/07	08/15/07	
1,1-Dichloroethane (Ethylidene Chloride)	TO-15	0.21	2	**2.4**	4	08/15/07	08/15/07	
1,2-Dichloroethane (Ethylene Dichloride)	TO-15	0.19	2	ND	4	08/15/07	08/15/07	
1,1-Dichloroethene (Vinylidene Chloride)(1,1-DCE)	TO-15	0.23	2	ND	4	08/15/07	08/15/07	
Dichloromethane (Methylene Chloride)	TO-15	0.18	8	**4.4**	4	08/15/07	08/15/07	J
Hydrogen Sulfide	AQMD 307.91	20	*200*	ND	4	08/15/07	08/15/07	
Tetrachloroethene (Perchloroethylene)(PCE)	TO-15	0.21	2	**2.0**	4	08/15/07	08/15/07	
Tetrachloromethane (Carbon Tetrachloride)	TO-15	0.19	2	**2.2**	4	08/15/07	08/15/07	
Toluene	TO-15	0.31	2	**4.6**	4	08/15/07	08/15/07	
1,1,1-Trichloroethane (Methyl Chloroform)	TO-15	0.21	2	**2.4**	4	08/15/07	08/15/07	
Trichloroethene (TCE)	TO-15	0.21	2	ND	4	08/15/07	08/15/07	
Trichloromethane (Chloroform)	TO-15	0.23	2	ND	4	08/15/07	08/15/07	
Vinyl chloride (VCM)	TO-15	0.17	10	**6840**	**20**	08/15/07	08/15/07	
Total Xylenes (o, m, & p-)	TO-15	0.34	6	**5.2**	4	08/15/07	08/15/07	J

System Monitoring Compound	% Recovery	QC Limit (%)
Bromofluorobenzene	108.8 / 118.8	80 -120

Key: MDL = Method Detection Limit RL = Reporting Limit J = Trace Conc. between MDL and RL M.B. = Method Blank T.B. = Trip Blank F.B. = Field Blank E.B. = Equipment Blank

AccuLabs, Inc.

Ellis Hsue
Laboratory Director

Air Toxic ● Contaminated Soil ● Water and Wastewater ● Industrial and Hazardous Waste ● Chemical Consultation

Project Info	Sample Information	Report Info
Project ID: 2007.0025-100	**Sample ID:** Inlet Carbon#1-Duplicate	**AccuLabs ID:** 7080008-01Dup
Sample Site: Market Place, Carson, CA	**Date Sampled:** 8/13/2007	**Date Reported:** 8/16/2007
Client Name: Bryan A. Stirrat & Associates	**Date Received:** 8/14/2007	**Reporting Units:** ppbV
Client ID: Inlet Carbon #1	**Sample Matrix:** Air	

Core Group---SCAQMD Rule 1150.1

* Duplicate Analysis

Analyte	Analytical Method	MDL	RL	Duplicate Result	DF	Date Pre'd & Analyzed	Primary Result	RPD (0 - 20) %
Benzene	TO-15	0.17	20	**8330**	**40**	08/15/07	**8260**	0.84
Benzyl Chloride	TO-15	0.25	5	ND	10	08/15/07	ND	
Chlorobenzene	TO-15	0.29	20	**7580**	**40**	08/15/07	**7440**	1.9
1,2-Dibromoethane (Ethylene Dibromide)	TO-15	0.18	5	ND	10	08/15/07	ND	
Dichlorobenzenes (o, m & p-)	TO-15	0.38	60	**323**	**40**	08/15/07	**316**	2.2
1,1-Dichloroethane (Ethylidene Chloride)	TO-15	0.21	5	**46.0**	10	08/15/07	**51.2**	10.7
1,2-Dichloroethane (Ethylene Dichloride)	TO-15	0.19	5	**185**	10	08/15/07	**185**	0.0
1,1-Dichloroethene (Vinylidene Chloride)(1,1-DCE)	TO-15	0.23	5	**198**	10	08/15/07	**215**	8.3
Dichloromethane (Methylene Chloride)	TO-15	0.18	80	**1380**	**40**	08/15/07	**1590**	14.1
Hydrogen Sulfide	*AQMD 307.91*	*20*	*200*	***1570***	*4*	08/15/07	**1640**	4.4
Tetrachloroethene (Perchloroethylene)(PCE)	TO-15	0.21	20	**2500**	**40**	08/15/07	**2450**	2.0
Tetrachloromethane (Carbon Tetrachloride)	TO-15	0.19	5	ND	10	08/15/07	ND	
Toluene	TO-15	0.31	20	**15900**	**40**	08/15/07	**16000**	0.63
1,1,1-Trichloroethane (Methyl Chloroform)	TO-15	0.21	5	ND	10	08/15/07	ND	
Trichloroethene (TCE)	TO-15	0.21	20	**2720**	**40**	08/15/07	**2750**	1.1
Trichloromethane (Chloroform)	TO-15	0.23	5	ND	10	08/15/07	ND	
Vinyl chloride (VCM)	TO-15	0.17	20	**4110**	**40**	08/15/07	**4550**	10.2
Total Xylenes (o, m, & p-)	TO-15	0.34	60	**11990**	**40**	08/15/07	**12200**	1.7

System Monitoring Compound	% Recovery	QC Limit (%)
Bromofluorobenzene	* 154.3 / 137.8	80 -120

Key: MDL = Method Detection Limit RL = Reporting Limit J = Trace Conc. between MDL and RL M.B. = Method Blank T.B. = Trip Blank F.B. = Field Blank E.B. = Equipment Blank

* Note: Surrogate recovery was out of QC limit due to extremely high concentration of Hydrocarbon in the sample matrix and eluted around the surrogate compound

AccuLabs, Inc.

Ellis Hsue
Laboratory Director

Air Toxic ● Contaminated Soil ● Water and Wastewater ● Industrial and Hazardous Waste ● Chemical Consultation

Project Info	Sample Information	Report Info
Project ID: 2007.0025-100	**Sample ID:** NA	**AccuLabs ID:** 07080008-MB
Sample Site: Market Place, Carson, CA	**Date Sampled:** NA	**Date Reported:** 8/16/2007
Client Name: Bryan A. Stirrat & Associates	**Date Received:** NA	**Reporting Units:** ppbV
Client ID: NA	**Sample Matrix:** Air	

Core Group---SCAQMD Rule 1150.1

Analyte	Analytical Method	MDL	RL	Sample Result	DF	Date Prepared	Date Analyzed	Qualifier
Benzene	TO-15	0.17	0.5	ND	1	08/15/07	08/15/07	
Benzyl Chloride	TO-15	0.25	0.5	ND	1	08/15/07	08/15/07	
Chlorobenzene	TO-15	0.29	0.5	ND	1	08/15/07	08/15/07	
1,2-Dibromoethane (Ethylene Dibromide)	TO-15	0.18	0.5	ND	1	08/15/07	08/15/07	
Dichlorobenzenes (o, m & p-)	TO-15	0.38	1.5	ND	1	08/15/07	08/15/07	
1,1-Dichloroethane (Ethylidene Chloride)	TO-15	0.21	0.5	ND	1	08/15/07	08/15/07	
1,2-Dichloroethane (Ethylene Dichloride)	TO-15	0.19	0.5	ND	1	08/15/07	08/15/07	
1,1-Dichloroethene (Vinylidene Chloride)(1,1-DCE)	TO-15	0.23	0.5	ND	1	08/15/07	08/15/07	
Dichloromethane (Methylene Chloride)	TO-15	0.18	2	ND	1	08/15/07	08/15/07	
Hydrogen Sulfide	AQMD 307.91	20	*50*	ND	1	08/15/07	08/15/07	
Tetrachloroethene (Perchloroethylene)(PCE)	TO-15	0.21	0.5	ND	1	08/15/07	08/15/07	
Tetrachloromethane (Carbon Tetrachloride)	TO-15	0.19	0.5	ND	1	08/15/07	08/15/07	
Toluene	TO-15	0.31	0.5	ND	1	08/15/07	08/15/07	
1,1,1-Trichloroethane (Methyl Chloroform)	TO-15	0.21	0.5	ND	1	08/15/07	08/15/07	
Trichloroethene (TCE)	TO-15	0.21	0.5	ND	1	08/15/07	08/15/07	
Trichloromethane (Chloroform)	TO-15	0.23	0.5	ND	1	08/15/07	08/15/07	
Vinyl chloride (VCM)	TO-15	0.17	0.5	ND	1	08/15/07	08/15/07	
Total Xylenes (o, m, & p-)	TO-15	0.34	1.5	ND	1	08/15/07	08/15/07	

System Monitoring Compound	% Recovery	QC Limit (%)
Bromofluorobenzene	118.8	80 -120

Key: MDL = Method Detection Limit RL = Reporting Limit J = Trace Conc. between MDL and RL M.B. = Method Blank T.B. = Trip Blank F.B. = Field Blank E.B. = Equipment Blank

AccuLabs, Inc.

Ellis Hsue
Laboratory Director

BAS
BRYAN A. STIRRAT & ASSOCIATES

CHAIN OF CUSTODY

PROJECT INFORMATION

PROJECT NAME: CARSON
JOB NUMBER: 2007 0025 100
PROJECT MANAGER: GARY GLASSER
LABORATORY: ACCU LAB
SHIPMENT METHOD: PICK UP
TURNAROUND TIME: STD

DISPOSAL: Lab Disposal [X] Return [ ] Pick Up [ ]

BAS Sample I.D.	LAB I.D.	DATE	TIME	MATRIX	NUMBER OF CONTAINERS	TGNMNEOC	CORE GROUP	PERM GAS	
INLET (CARBON)		13 AUG 07	1400	GAS		X	X	X	07080008-01
INLET KMN		13 AUG 07	1405	GAS		X	X	X	-02
VENT STACK		13 AUG 07	1410	GAS		X	X	X	-03

RELINQUISHED BY: (Signature)	DATE/TIME	RECEIVED BY: (Signature)
[signature]	13 AUG 07 1710	[signature] 8/14/07 16:30 PM
RELINQUISHED BY: (Signature)	DATE/TIME	RECEIVED BY: (Signature)
RELINQUISHED BY: (Signature)	DATE/TIME	RECEIVED BY: (Signature)

SAMPLE CONDITION (Lab Initials)

Shipping Container:
Sealed _____
Sample(s):
Integrity _____
Chilled _____
Sealed _____

COMMENTS:

1360 Valley Vista Drive, Diamond Bar, CA 91765 (909) 860-7777 FAX (909) 860-8017

Original to accompany lab report Copy 1 – Lab Copy 2 – Originator

APPENDIX E
FUGITIVE DUST CONTROL PLAN

AVALON AT SOUTH BAY PROJECT

Draft
Fugitive Dust Control Plan

For

Carson Marketplace
(Former Cal Compact Landfill)
Carson, California

December 24, 2007

Prepared by:

TETRA TECH
348 W. Hospitality Lane, Suite 100
San Bernardino, California 92408

Prepared for:

Carson Marketplace, LLC
4350 Von Karman Avenue, Suite 200
Newport Beach, California 92657

DRAFT

FUGITIVE DUST CONTROL PLAN

FOR

CARSON MARKETPLACE
(FORMER CAL COMPACT LANDFILL))
20300 MAIN STREET
CARSON, CA

Prepared for:

Carson Marketplace, LLC
4350 Von Karman Avenue, Suite 200
Newport Beach, CA 92657

Prepared by:

TETRA TECH, INC.
348 West Hospitality Lane, Suite 100
San Bernardino, CA 92408

December 24, 2007

TABLE OF CONTENTS

Section **Page**
SECTION 1.0 BACKGROUND 1
1.1 Introduction 1
1.2 Rule 403 Requirements 5
1.2.1 Requirements for All Operations 5
1.2.2 Requirements for Large Operations 5
1.3 Applicability of Rule 403 for the Carson Marketplace Project 5
SECTION 2.0 POTENTIAL FUGITIVE DUST EMISSION SOURCES 7
2.1 Construction 7
2.2 Materials Hauling 7
2.3 High Wind 7
SECTION 3.0 IMPLEMENTATION OF DUST CONTROL METHODS 9
3.1 General Dust Control Methods 9
3.2 Additional Dust Control Measures 9
SECTION 4.0 FUGITIVE DUST MONITORING PROGRAM 11
4.1 Sampling Protocol 12
4.2 Historic Meteorological Conditions and Meteorological Station 12
4.3 Proposed Locations of Samplers 12
4.4 Air Monitoring Schedule 14
4.5 Frequency of Sampling 14
4.6 Pump Calibration 14
4.7 Filter Preparation 16
4.8 Monitoring Conditions 16
4.9 Record Keeping Practices 16
4.10 Quality Assurance 16
4.10.1 Field Sample Blanks 16
4.10.2 Data Analysis 17
4.11 Monitoring Data Review and Corrective Action Implementation 17
SECTION 5.0 SELF – INSPECTION CHECKLIST 18
SECTION 6 REFERENCES 19

List of Figures

Figure 1. – Vicinity Plan 2
Figure 2. – Site Plan 3
Figure 3. – Development Plan 4
Figure 4. – Surrounding Area Prevailing Wind 13
Figure 5. Dust monitoring Locations 15

List of Appendices

Appendix A SCAQMD Notification Form

Appendix B Example Noise/Dust Daily Monitoring Log

SECTION 1.0 BACKGROUND

1.1 Introduction

Carson Marketplace, LLC has proposed to develop the Avalon at South Bay project (aka Carson Marketplace). Carson Marketplace is a 168-acre development located on the southwest side of Interstate 405 Freeway between East Del Amo Boulevard to the north and the Avalon Boulevard interchange to the south, in the City of Carson (Figure 1). This proposed brownsfield restoration project involves the development of the former Cal Compact landfill. This landfill consists of five separate landfill cells numbered A1 through A5 separated by the site boundaries on the outer perimeter and on the interior by two interior roadways (Lenardo Drive and Stamps Drive). A Los Angeles County Flood Control channel (Torrance Lateral) is located adjacent to the south and west sides of the project site and serves to separate the project site from the adjacent residential neighborhood (Figure 2). The site development will be divided into the following land uses: neighborhood commercial, regional commercial, commercial recreation/ entertainment, big-box retail stores, restaurants, hotels, and residential (Figure 3).

The construction phases of this project will begin with compaction of landfill materials using deep dynamic compaction (DDC) to consolidate the trash and soil below parking and open areas. DDC will be performed on up to 61-acres of the Site. Prior to DDC, excavations will be made, where necessary, to reduce landfill soil cover to approximately 4-6 feet in thickness. Excavated landfill cover soil material will be stockpiled in non-DDC areas for filling of craters created by the DDC application, for ground leveling, or for preparing the rough grading for building pads. Some landfill materials will be excavated and moved to facilitate the installation of site utilities. Once all compaction and landfill material relocation is complete a landfill cap composed of a linear low density polyethylene (LLDPE) material covered with soil will be installed to cap the landfill. The site will have a landfill gas collection system and treatment system with integral monitoring to detect any leakage or system failure. A groundwater extraction and treatment system will also be installed at the site. Piles will be driven through the landfill materials and will be used to support all building foundation pads. All buildings will be constructed on top of these building pads and will be built solely above grade. A secondary gas venting system known as the building protection system (BPS) will be installed below all building locations to serve as a backup in case of landfill cap or primary gas collection system failure. Tetra Tech is the environmental engineer and general contractor and is responsible for the design and installation of these remedial systems. Tetra Tech is not, however, responsible for the design and installation of the driven piles which will support the building pads.

During construction of the proposed project, there are activities that have the potential to generate dust at the site and thus, are subject to the South Coast Air Quality Management District (SCAQMD) Rule 403. This fugitive dust control plan is prepared to discuss the procedures and methods that will be used to mitigate fugitive dust emissions from the Carson Marketplace project. Preparation of this plan which includes perimeter monitoring is also required for compliance with the provisions of the Mitigation

X:\GIS\CARSON AVALON\VICINITY.MXD

Carson Marketplace

Vicinity Map

Dec. 2007

TETRA TECH

Figure 1

X:\GIS\CARSON-AVALON\SITE.MXD

Carson Marketplace

Site Map

Dec. 2007

TETRA TECH

Figure 2

X:\GIS\CARSON MARKETPLACE\DEV_PLAN.CDR

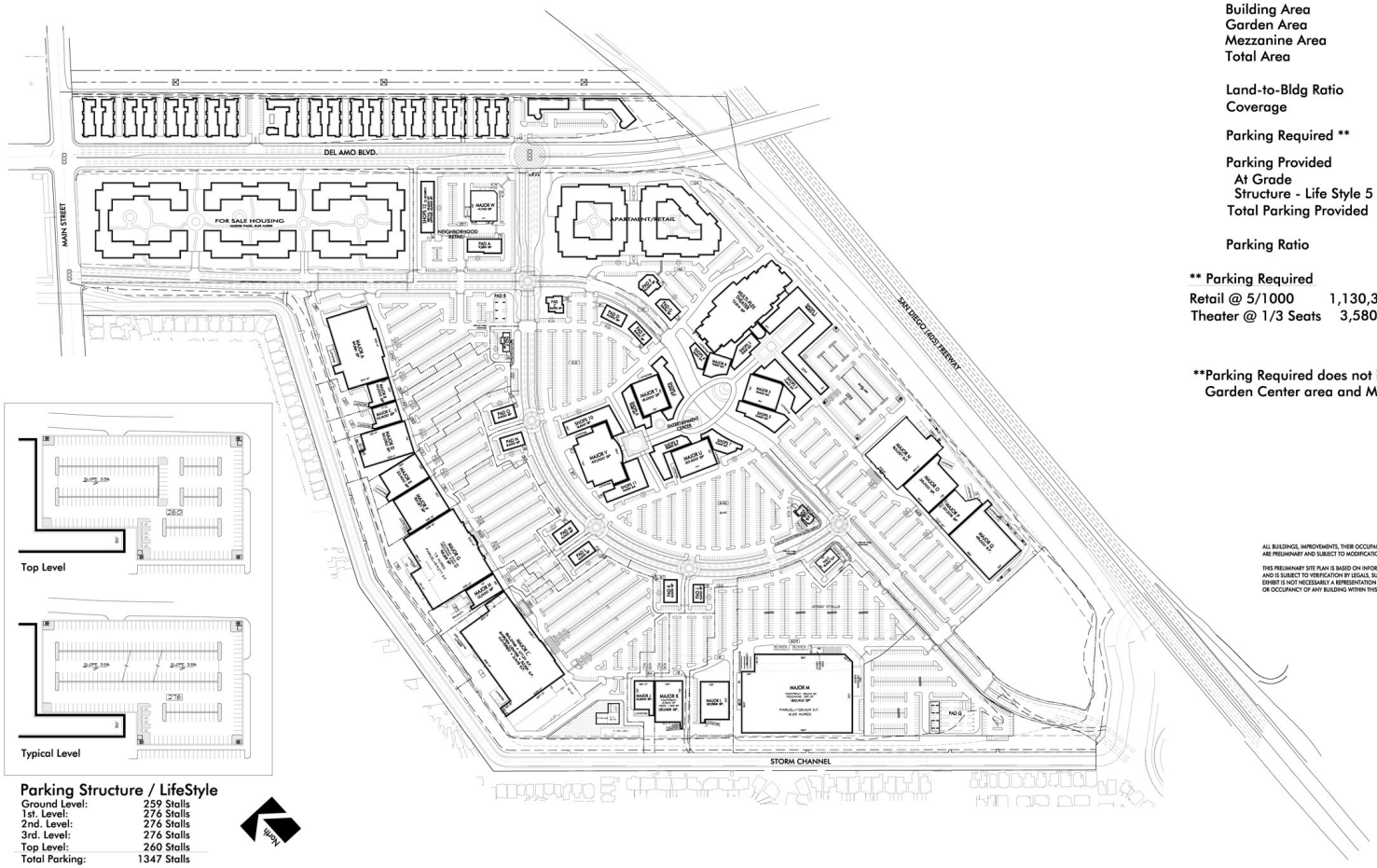

Summary

Gross Land	±157.23 AC	±6,851,886 SF
Net Land	±136.55 AC	±5,948,274 SF
Building Area		1,197,859 SF
Garden Area		32,381 SF
Mezzanine Area		11,410 SF
Total Area		1,241,650 SF
Land-to-Bldg Ratio		3.79/1
Coverage		20.87%
Parking Required **		6,818 stalls
Parking Provided		
At Grade		5,561 stalls
Structure - Life Style 5 -level		1,347 stalls
Total Parking Provided		6,908 stalls
Parking Ratio		5.56/1,000

** Parking Required

Retail @ 5/1000	1,130,387 SF	5,625 stalls
Theater @ 1/3 Seats	3,580 Seats	1,193 stalls
		6,818 stalls

**Parking Required does not include Outdoor Garden Center area and Mezzanine Area

North

160

ALL BUILDINGS, IMPROVEMENTS, THEIR OCCUPANTS AND THE USES AS SHOWN ON THIS PLAN ARE PRELIMINARY AND SUBJECT TO MODIFICATION AT THE OWNERS DISCRETION WITHOUT NOTICE.

THIS PRELIMINARY SITE PLAN IS BASED ON INFORMATION FURNISHED TO NADEL ARCHITECTS INC AND IS SUBJECT TO VERIFICATION BY LEGALS, SURVEYS AND GOVERNING AGENCIES ETC. THIS EXHIBIT IS NOT NECESSARILY A REPRESENTATION AS TO IDENTITY, TYPE, SIZE, LOCATION, TIMING OR OCCUPANCY OF ANY BUILDING WITHIN THIS CENTER.

Parking Structure / LifeStyle

Ground Level:	259 Stalls
1st. Level:	276 Stalls
2nd. Level:	276 Stalls
3rd. Level:	276 Stalls
Top Level:	260 Stalls
Total Parking:	1347 Stalls

North

PRELIMINARY SITE PLAN SP-33

Revised 09.17.07

DATE: 09.17.07
NADEL JOB#: 04247.00

AVALON AT SOUTH BAY
CARSON, CALIFORNIA

HOPKINS REAL ESTATE GROUP
LNR Property Corporation
CBRE CB RICHARD ELLIS

NADEL RETAIL ARCHITECTS, LLP
3080 BRISTOL ST. SUITE 500
COSTA MESA, CA 92626
T.714.540.5000 F.714.755.3013
WWW.NADELARC.COM

NADEL RETAIL

N
W E
S

Development Plan Date: September 17, 2007

Ref. Nadel 2005.

Carson Marketplace

Development Plan

Dec. 2007

TETRA TECH

Figure 3

Monitoring and Reporting Program developed as a part of the Environmental Impact Report (EIR) process (Mitigation Measures D-3, G-1, G-12, and J.1-7).

1.2 Rule 403 Requirements

The purpose of Rule 403 is to reduce man-made fugitive dust. Rule 403 requires implementation of control measures to prevent, reduce, or mitigate fugitive dust emissions and includes a performance standard that prohibits visible emissions from crossing any property line. Rule 403 requirements are summarize in the following subsections below.

1.2.1 Requirements for All Operations

Any operation, which generates fugitive dust, is required to comply with the following:

1. Use best available control measures specified in Rule 403 to minimize dust emissions.
2. Do not allow particulate matter with an aerodynamic diameter of 10 microns or less (PM_{10}) levels to exceed 50 micrograms per cubic meter (performance standard).
3. Do not allow track-out to extend 25 feet or more outside property line.
4. Remove all track-out at the conclusion of each workday.
5. If the operation involves a site of five or more acres, use at least one of the following measures to minimize track-out: (1) washed gravel pad, (2) paved surface, (3) wheel shaker, or (4) wheel washing system.

1.2.2 Requirements for Large Operations

A large operation is defined as an operation which is 50 or more acres in size, or any earth-moving activities with a soil throughput volume of 5,000 cubic yards or more repeated three times per day. The operator of a large operation is required to implement additional dust control measures in addition to the measures specified in Section 1.2.1. These measures include:

1. Notify the SCAQMD before operation initiation.
2. Implement additional dust control measures defined in the Rule 403.
3. Maintain daily records to document the specific dust control actions taken.
4. Identify a dust control supervisor who will ensure compliance with Rule 403.
5. Prepare a fugitive dust control plan and submit to the SCAQMD for approval.

1.3 Applicability of Rule 403 for the Carson Marketplace Project

Soil moving activities at the Carson Marketplace project site will exceed a soil throughput volume of 5,000 cubic yards repeated three times per day. Additionally, the total size of the proposed development is larger than 50 acres. Therefore, Carson

Marketplace is subject to Rule 403 requirements for a large operation as described in Section 1.2.2, in addition to the requirements outlined in Section 1.2.1.

Tetra Tech plans to implement the best available control measures, including: watering, stabilized construction entrances, tracking reduction methods, reducing vehicle speed, and stopping all activities during high wind conditions. This plan outlines these dust control measures. In addition, this plan identifies future dust control measures.

SECTION 2.0 POTENTIAL FUGITIVE DUST EMISSION SOURCES

This section identifies potential fugitive dust emission sources at the site. The entire site consists of unpaved surfaces. Onsite disturbance activities (i.e., stockpiling, loading, excavation, deep dynamic compaction, etc.) have a potential to generate fugitive dust.

2.1 Construction

Construction activities are a fugitive dust source. Emission sources during construction activities include land clearing, deep dynamic compaction, pile driving, grading, ground excavation, cut and fill activities, and windblown emissions from disturbed surfaces. Vehicular travel on disturbed surfaces and material tracked from unpaved surfaces onto paved public roads can also contribute to construction activity emissions. Construction activity fugitive dust emissions can vary significantly from day to day depending on the level/type of activity and wind conditions.

2.2 Materials Hauling

Dust emissions are possible when haul trucks are traveling through the site and when materials are unloaded from the trucks. Additionally, material tracked from unpaved surfaces onto paved roads by haul trucks can also contribute to dust emissions.

Prior to any activity, Carson Marketplace shall determine which roads near the site should be used to carry the materials to/from the Site and which truck routes within the site should be used to minimize fugitive dust. Tetra Tech will also complete daily routine modifications that will reduce traffic in some areas or eliminate it altogether. For example, truck traffic will be reduced or eliminated altogether on the route bordering the site property line near residents. A haul route will be created and all drivers will be briefed on the proper haul route to follow prior to their arrival on site.

The use of water to abate dust has proven to be an effective measure. Where possible and made readily available, reclaimed water will be used, as practical to satisfy Mitigation Measure J.1-7. The route traveled by the water truck will be carefully planned to avoid fugitive dust emissions caused by the water truck traveling on unpaved surfaces. Any tracked material from the haul trucks will be removed from road surfaces by street sweeping both onsite and on surrounding public roadways at the end of every work day.

2.3 High Wind

During the construction period of the project, the entire site will consist of unpaved surfaces. During high wind condition i.e. 25 miles per hour or higher, fugitive dust is generated from the unpaved surfaces even without any man-made soil disturbance activities.

All stockpiles, material transfer points, material conveyances routes and open areas subject to wind erosion will be identified. Tetra Tech shall complete daily routine

procedure modifications during high wind conditions that will reduce dust emissions, such as stopping all activities, covering stockpiles with plastic sheets, and watering.

SECTION 3.0 IMPLEMENTATION OF DUST CONTROL METHODS

3.1 General Dust Control Methods

The following are the general dust control measures that shall be implemented on this project.

- Limit onsite vehicle speeds to 15 miles per hour (MPH) to prevent dust emissions caused by truck travel on unpaved surfaces;
- Use stabilized construction entrances to prevent track-out;
- Stop operations when wind exceeds 25 MPH;
- Maintain live perennial vegetation where possible;
- Apply water in sufficient quantity to prevent the generation of dust plumes;
- Empty loader buckets and dump trucks slowly;
- Minimize the drop height from loader buckets;
- Minimize transfer stations;
- Limit disturbances to soils where possible; and
- Remove track-out at the conclusion of each day.

3.2 Additional Dust Control Measures

The following are additional dust control measures that shall be utilized at the project site as necessary:

- Install a system to reduce track-out, i.e. rumble strips, wheel wash sump;
- Apply chemical suppressants;
- Plant vegetation around the site perimeter, particularly on slopes;
- Erect fencing or wind barriers;
- Cover trucks with a tarp and maintain required freeboard clearances (6 inches) to keep excessive dust during hauling operations;
- Maintain storage piles to reduce steep sides or faces;
- Cover stockpiles with plastic sheet as much as possible; and
- For open storage piles, apply water to at least 80 percent of the surface area on a daily basis when there is evidence of wind driven fugitive dust.

The following shall also be implemented when the noted situations arise:

- Earth-moving operations with greater than one acre of disturbed surfaces are required to operate a water application system (i.e., water truck) while conducting earth-moving operations.

- Track-out control devices, consisting of, at a minimum, a washed gravel pad at least 30 feet wide, 50 feet long, and six inches deep, starting from the point of intersection with a paved public roadway and extending for a centerline distance of at least 100 feet and a width of at least 20 feet. A grizzly or wheel wash system

is required for construction projects greater than or equal to five acres or those that import/export greater than or equal to 100 cubic yards of soil per day. Regardless of the project size or track-out control device selected, all materials tracked-out onto a paved public road must be removed at anytime the track-out extends more than 50 feet from a site entrance and at the conclusion of each workday.

- Soil stabilizers and dust suppressants may be used to reduce dust emissions when necessary. They consist of commercially available chemicals applied to the soil surface that maintain the moisture levels in exposed soils or chemically bind the surface material to reduce fugitive dust emissions.

- In general, a policy of "no visible dust emissions" will be in place for all activities conducted at the site over the course of the project. At all times, site personnel will be responsible to report any fugitive dust emissions visually observed on the site so that procedures can be modified or steps can be taken to eliminate or minimize the dust emissions. All personnel will also be responsible for modifying work procedures (if minor) or requesting modification of procedures (if major) for tasks they are conducting, to eliminate visible dust emissions when they are observed.

SECTION 4.0 FUGITIVE DUST MONITORING PROGRAM

Monitoring of the fugitive dust during construction activities is required to ensure that the measures taken are adequately controlling fugitive dust and that compliance with SCAQMD Rule 403 and Mitigation Measures are maintained, including perimeter dust monitoring.

Depending on each site activity, sampling procedures may vary. The monitoring variable parameters include: types of samples, locations of samplers, numbers of samplers, laboratory tests, monitoring duration, etc.

The fugitive dust monitoring project at the site will include the use of the following monitoring equipment: high volume PM_{10} samplers, dust-traks, hand-held dust monitors, and low volume metals samplers. Following is a brief description of each monitoring device:

The High volume PM_{10} sampler has been widely used for measuring ambient airborne PM_{10}. It consists of a pump that draws air sample passing a cyclone and then thru a 8" x 10" quartz filter. The air volume collected is about 1.0 m^3/min (cubic meters per minute). Laboratory analysis of the filter by gravimetric methods provides the PM_{10} concentration. The sampler weighs about 80 pounds and requires an electric power supply of 110 volt.

The Dust-trak monitor is a relatively new device for PM_{10} monitoring. Its popularity is ever increasing due to its simplicity to operate versus the traditional high volume PM_{10} sampler. It is a battery-powered sampling pump and laser-photometer housed inside a metal case. PM_{10} concentration can be digitally displayed real-time and recorded. Tt has contacted the SCAQMD for their recommendation in using dust-trak samplers instead of the high volume sampler. At this time, Tt is waiting for SCAQMD's approval.

The hand-held dust monitor operates similar to the dust-trak sampler but has less recording ability and is more portable. It is portable and weighs about 7 pounds. It can be used to collect additional dust level readings at the site perimeter or to do monitoring in a work area for worker safety protection.

A low volume metal sampler is used to collect samples to be analyzed for a specific metal in the ambient air, e.g. chromium. It is used when a high concentration of a metal airborne with the dust is suspected. It consists of a pump that draws a low volume of air passing thru a small filter. The air volume collected is about 0.02 m^3/min. Laboratory analysis of the filter provides the metal concentration.

Tetra Tech will determine the specific monitoring devices to be used based on specific activities being performed. The following sections describe the fugitive dust monitoring program planned for the proposed development.

The primary purpose of the perimeter dust monitoring program is to help ensure that safe conditions are being maintained for the surrounding community during construction work. The objectives of the program are to:

- Monitor the levels of particulate matter with aerodynamic diameter of 10 microns or less (PM_{10}); and
- Document air quality at the site perimeter.

4.1 Sampling Protocol

The sampling protocol will take into account the actual site operational and physical characteristics including operation of the Site activities, wind speed and direction, and the chemical and physical features of PM_{10}. Details of the protocol are presented in the following sections.

4.2 Historic Meteorological Conditions and Meteorological Station

To identify upwind and downwind locations, meteorological data will be used. The SCAQMD maintains a meteorological station in the City of Long Beach. The station continuously measures local meteorological data. Since the site is located near this station, the meteorological data from this station will be used to assist in selecting the sampler locations. The historic prevailing wind direction at the site is from the west to southwest with a yearly average wind speed of 1.71 m/s (Figure 4). The project is located in the Southern California region, which experience typically a westerly wind in daytime and an easterly wind in nighttime. The time during the wind shifts also varies monthly and seasonally. Tt will monitor the wind conditions during the project and update the monitoring procedures accordingly. For example, the sampling locations might change based on the wind data and the construction activities.

In addition, Tetra Tech will install a project specific meteorological station onsite, which will provide data specific to the site and account for any micro-environment wind speed and direction conditions at the site. Meteorological data for wind speed, direction, air temperature, relative humidity and barometric pressure will be collected at the site concurrently with the air monitoring.

Meteorological data will be collected prior to the commencement of significant site construction activities to determine the baseline data for site. The meteorological station will then continue to collect data throughout the site development project. Data will be collected to document weather conditions and to ensure that the perimeter air monitoring stations are appropriately located throughout the entire phase of the project.

4.3 Proposed Locations of Samplers

For perimeter dust monitoring, four air samplers for PM_{10} monitoring are planned for the monitoring program. The proposed locations of the four air samplers are shown on

X:\CARSON-AVALON\WINDROSE.CDR

WIND ROSE PLOT

STATION #53101 - Long Beach

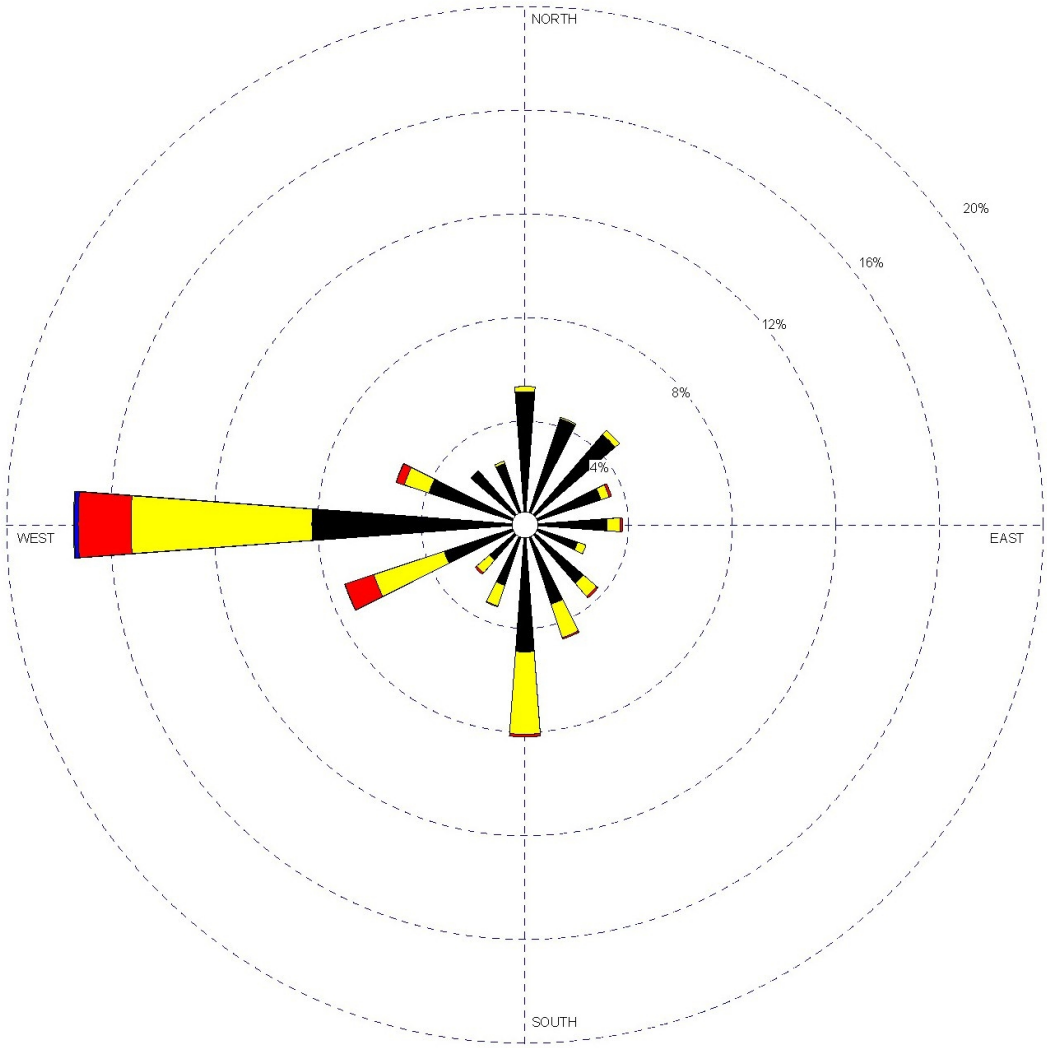

Wind Speed (m/s)

- > 10.8
- 8.8-10.8
- 5.7- 8.8
- 3.6- 5.7
- 2.1- 3.6
- 0.5- 2.1

DISPLAY	UNIT	COMMENTS
Wind Speed	**m/s**	
AVG. WIND SPEED	CALM WINDS	
1.71 m/s	**17.55%**	
ORIENTATION	PLOT YEAR-DATE-TIME	PROJECT/PLOT NO.
Direction (blowing from)	**81 January 1 - December 31 Midnight - 11 PM**	

WRPLOT View 2.22 by Lakes Environmental Software - www.lakes-environmental.com

Carson Marketplace

Surrounding Area Prevailing Wind

Dec. 2007

TETRA TECH

Figure **4**

Figure 5. These locations are tentatively selected and may change depending on wind conditions and construction activities. The actual location of the samplers will be chosen in the field based on observed site conditions and the particular site operations. One sampler will be established at an upwind location and three samplers will be established at downwind locations. The upwind sampler will be utilized to identify any extraneous emission sources and the downwind samplers will be used to quantify emissions from the site activities. If the monitoring data shows that the measured concentration exceeds the air quality standards, additional measures to control emissions from the site will be implemented.

Work area dust monitoring will be conducted using hand held dust monitors or dust-trak monitors. Dust levels will be monitored in the work area at the beginning of a specific task to determine a baseline dust level for the task and to determine if additional dust minimization measures are needed for the task. Additional monitoring will be conducted periodically over the course of the task to ensure levels have not elevated from the baseline levels and also when procedures, conditions, or locations change.

4.4 Air Monitoring Schedule

Ambient air monitoring at the site will be conducted at the site before the soil disturbing construction activities start. This monitoring may be concurrent with the site mobilization and pre-construction activities such as: equipment mobilization, surface soil sampling, site surveying, temporary utility installation, site office trailer installation, and site fencing installation. These activities are not expected to impact the collection of perimeter dust monitoring data. Once construction activities commence, daily dust monitoring will be conducted at any time construction activities are being performed.

4.5 Frequency of Sampling

Prior to the commencement of site activities, Tt plans to conduct PM_{10} monitoring. This data will provide a baseline background level of airborne PM_{10} concentration at the project site. During the initial phase of the site development (e.g. 1st week of the project), Tt will conduct monitoring at a frequency of one measurement per day per instrument. Tt will expedite the analysis of this initial data to determine the appropriate monitoring frequency throughout the duration of the site development project. The data will continue to be analyzed throughout the duration of the project to determine if the selected monitoring frequency and amount of samplers are adequate. Changes to the sampling frequency and number of sampling points will be made as needed throughout the project.

4.6 Pump Calibration

Prior to monitoring, the high volume PM_{10} samplers or other monitorswill be calibrated according to manufacturer's recommendations and in accordance with Title 40 of the Code of Federal Regulations (CFR), Part 50, Appendix J. The flow rate of each instrument will be measured again at the conclusion of each sampling event to quantify flow rate drift.

X:\GIS\CARSON-AVALON\DUST-MON.MXD

Carson Marketplace

Dust Monitoring Locations

Dec. 2007

TETRA TECH

Figure 5

4.7 Filter Preparation

Prior to monitoring, each quartz sampling filter for PM_{10} will be conditioned and weighed, and given a unique identification number. After monitoring, each filter will be immediately wrapped with aluminum foil to prevent any heating of the filters, and they will be delivered to the analytical laboratory for analysis. All samples will be delivered using a chain-of-custody form.

4.8 Monitoring Conditions

Over the course of each monitoring day Tetra Tech staff will check the sampling instruments regularly to ensure their proper operation with no abnormalities, such as pump failure. The meteorological station will also be routinely checked to ensure proper recording by the data logger and computer.

4.9 Record Keeping Practices

All data from the monitoring activities will be recorded including, instrument calibration data, sampling data, sampling locations, sampling time, sampling duration at each location, and all quality assurance data. Monitoring records will be completed daily and the records will be turned in for inspection, filing, and quality assurance at the site office at the end of each day. A sample noise and dust daily monitoring log for the use of real time monitoring dust-trak monitors and handheld monitors is contained in Appendix B. The log sheet will be modified as needed if high volume PM_{10} or other monitors are utilized.

4.10 Quality Assurance

The Project Manager, or his designated representative, will ensure that all work conducted will be carried out in accordance with this Work Plan. Records of equipment calibration and monitoring activities will be maintained. Field data sheets completed to record monitoring activities will be submitted daily to the project manager. Chain-of-custody documents will be completed for each delivery of the filters from the field to the laboratory. The project manager will insure that regular field audits of the monitoring procedures and monitoring records are conducted to ensure a high level of quality assurance.

4.10.1 Field Sample Blanks

Field sample blanks will be collected at each of the four perimeter monitoring stations. The blank samples provide an assessment on the quality of the sampling procedures. The field blanks will be installed, removed, and handled in the same manner as the primary samples, except for the passing of ambient air through the filters. Thus, any mass found on the blank is an artifact of the sampling process, and the amount will be subtracted from the primary sample mass loading.

4.10.2 Data Analysis

The PM_{10} results collected by the high volume PM_{10} samplers will be presented in mass concentration. Mass concentration is calculated by:

Conc. = Mass/(Q x t)

Where

Conc. = Concentration, (micrograms per cubic meters, $\mu g/m^3$)
Mass = Filter mass loading, (micrograms, μg)
Q = Sampling flow rate, (cubic meters per minute, m^3/min)
t = Sampling time, minutes

Meteorological data from the weather station will be compiled and correlated with the monitoring events.

4.11 Monitoring Data Review and Corrective Action Implementation

The results of the monitoring samples will be reviewed immediately upon receipt to determine if site conditions are in compliance with the air quality goals for the project. If the results show that particulate matter with an aerodynamic diameter of 10 microns or less (PM_{10}) levels exceed 50 micrograms per cubic meter, then measures will be taken to determine the cause of the exceedence. Procedures and construction activities will be reviewed to see what modifications will be made to ensure that these levels will not continue to be exceeded. The changes will be documented to show that corrective actions have been implemented.

SECTION 5.0 SELF – INSPECTION CHECKLIST

The following self-inspection checklist is developed to ensure dust control measures presented in this plan are implemented effectively and that compliance with Rule 403 is maintained.

- ☐ Notify the SCAQMD before initiation of a large soil moving operation.[1] Use the notification form presented in Appendix A.
- ☐ Design the construction activity to minimize fugitive dust emissions using strategies defined in Section 2 of this plan.
  - ☐ Minimize truck traveling on unpaved route
  - ☐ Design truck routes to minimize dust generation
  - ☐ Provide vegetation, if possible
  - ☐ Minimize numbers of material transfer stations
  - ☐ Reduce activities during high wind conditions
  - ☐ Cover soil stockpiles during high wind conditions
- ☐ Implement appropriate dust control measures described in Section 3 of this plan.
- ☐ Develop fugitive dust monitoring protocol and implement the monitoring program.
- ☐ Identify a control supervisor who will ensure compliance with Rule 403.
- ☐ Maintain daily records to document the specific dust control actions taken. Records shall include: time, date, control measures taken, weather conditions, public complaints, if any.

[1] Large operation is defined as the operation, which contains 50 or more acres or any earth-moving activities with a soil throughput volume of 5,000 cubic yards or more three times per day.

SECTION 6 REFERENCES

South Coast Air Quality Management District (SCAQMD), Rule 403, http://www.aqmd.gov/rules/reg/reg04_tofc.html

APPENDIX A

SCAQMD NOTIFICATION FORM

FORM 403N

RULE 403 - LARGE OPERATION NOTIFICATION

SOUTH COAST AIR QUALITY MANAGEMENT DISTRICT
21865 Copley Drive, Diamond Bar, CA 91765

Is this plan being submitted to comply with the requirements of a Notice to Comply or Notice of Violation? **YES/NO**
Notice Number_____ Please attach copy

Qualifying Criteria:

1. Does this operation contain more than 50 acres of disturbed surface area as of the date of submittal? **YES/NO**
   Please indicate the size of the project _____.

2. Will the earth-moving operation exceed a daily earth-moving or throughput volume of 5,000 cubic yards three times during the most recent 365-day period from the date grading begins? **YES/NO**

Please Print or Type

Contractor/ Consultant/ Owner: **(Circle one of the above)**		**Phone Number:**	
Address:	**City:**	**State:**	**Zip:**
Project Name:			
Nature of Business: □**Construction/Demolition** □**Sand & Gravel/Mining Operations** □**Cement Manufacturing**			
Name of Responsible Person of Organization: **Title:**		**Phone Number:**	
Environmental Observer: **Date Attended Dust Class:**		**Phone Number:** **ID Number:**	
Project Address: **(Attach location map)**	**City:**	**State:**	**Zip:**
Name of Property Owner: **(If different than above)**			
Anticipated Start Date:		**Anticipated Completion Date:**	
Telephone Number:			
Emergency Phone Number:			
In accordance with paragraph (e)(1) of Rule 403, I will ensure that the actions specified in Tables 2 and 3 will be implemented onsite for each applicable fugitive dust source type within the property lines and that records are maintained in accordance with Rule 403, subparagraph (e)(1)(c) . Further, I hereby certify that all information contained herein is true and correct.			

SIGNATURE OF RESPONSIBLE MEMBER OF ORGANIZATION	TITLE	DATE

Form403N_2004

APPENDIX B

EXAMPLE DUST/NOISE DAILY MONITORING LOG

Page___of___ Date:

Dust and Noise Monitoring Records

	Facility/Site Information
Tetra Tech, Inc 348 West Hospitality Lane, Suite 100 San Bernardino, CA 92408	
Monitoring Personnel:	
Name:	Company

Dust Monitor Information	Calibration Data	Noise Monitor Information	Calibration Data
Brand:	Method: Zero Check / Flow Check (Daily)	Brand:	Method:
Model:	Date	Model:	Cal Save Date:
Type	By	Type	By

Time	Monitoring Location						Comments
	Dust (mg/m³)	Noise-Lavg (db)	Dust (mg/m³)	Noise-Lavg (db)	Dust (mg/m³)	Noise-Lavg (db)	

I certify that the information contained in the above document is true and correct. I further certify that the above listed monitors were operated in a manner consistent with the manufacturer's specifications and the conditions specified. In addition, I certify that the above readings represent the actual measurements I observed and recorded during the excavation process.

SIGNATURE:_____ DATE:_____