

RESOLUTION NO. 13-026

A RESOLUTION OF THE CITY COUNCIL OF THE CITY OF CARSON, CALIFORNIA, RECITING THE FACT OF THE GENERAL MUNICIPAL ELECTION HELD ON MARCH 5, 2013, DECLARING THE RESULT AND SUCH OTHER MATTERS AS PROVIDED BY LAW.

WHEREAS, a General Municipal Election was held and conducted in the City of Carson, California, on Tuesday, March 5, 2013, as required by law; and

WHEREAS, notice of the election was given in time, form and manner as provided by law; that voting precincts were properly established; that election officers were appointed and that in all respects the election was held and conducted and the votes were cast, received and canvassed and the returns made and declared in time, form and manner as required by the provisions of the Elections Code of the State of California for the holding of elections in general law cities; and

WHEREAS, the City Clerk canvassed the returns of the election and has certified the results to this City Council, the results are received, attached and made a part hereof as "Exhibit A".

NOW, THEREFORE, THE CITY COUNCIL OF THE CITY OF CARSON, CALIFORNIA, DOES RESOLVE, DECLARE, DETERMINE AND ORDER AS FOLLOWS:

Section 1. That the whole number of ballots cast in the precincts except vote by mail voter ballots and provisional ballots was 6,776.

That the whole number of vote by mail voter ballots cast in the City was 5,214, the whole number of provisional ballots cast in the City was 594, making a total of 12,584 ballots cast in the City.

Section 2. That the names of persons voted for at the election for Mayor are as follows:

LULA DAVIS HOLMES
JIM DEAR

That the names of persons voted for at the election for Member of the City Council are as follows:

STEPHEN C. ANYAKA
TIMOTHY R. MUCKEY
JOSEPH GORDON
MIKE A. GIPSON
JULIE RUIZ-RABER
ALBERT ROBLES
CHARLOTTE BRIMMER
RITA R. BOGGS

That the measure voted upon at the election is as follows:

Shall the City of Carson eliminate the direct election of a mayor and return to selection of a mayor by the city council, on a rotating basis, with the mayor to be compensated the same as all other members of the City Council, the same to be effective commencing in 2017?	YES
	NO

Section 3. That the number of votes given at each precinct and the number of votes given in the City to each of the persons above named for the respective offices for which the persons were candidates and for and against the measure were as listed in Exhibit "B" attached.

Section 4. The City Council does declare and determine that:

JIM DEAR was elected as Mayor for the full term of four years;

MIKE A. GIPSON was elected as Member of the City Council for the full term of four years; and

ALBERT ROBLES was elected as Member of the City Council for the full term of four years.


That as a result of the election, a majority of the voters voting on the measure relating to ELIMINATING THE DIRECTLY ELECTED MAYOR AND RETURNING TO A COUNCIL SELECTED ROTATING MAYOR did not vote in favor of it, and that the measure was not carried, and shall not be deemed adopted and ratified.

Section 5. The City Clerk shall enter on the records of the City Council of the City, a statement of the result of the election, showing: (1) the whole number of ballots cast in the City; (2) the names of the persons voted for; (3) the measure voted upon; (4) for what office each person was voted for; (5) the number of votes given at each precinct to each person, and for and against the measure; and (6) the total number of votes given to each person, and for and against the measure.

Section 6. That the City Clerk shall immediately make and deliver to each of the persons so elected a Certificate of Election signed by the City Clerk and authenticated; that the City Clerk shall also administer to each person elected the Oath of Office prescribed in the Constitution of the State of California and shall have them subscribe to it and file it in the office of the City Clerk. Each and all of the persons so elected shall then be inducted into the respective office to which they have been elected.


Section 7. That the City Clerk shall certify to the passage and adoption of this resolution and enter it into the book of original resolutions.

PASSED, APPROVED and ADOPTED this 27th day of March, 2013.



Mayor Jim Dear

ATTEST:



City Clerk Donesia L. Gause, CMC

APPROVED AS TO FORM:




City Attorney William W. Wynder

STATE OF CALIFORNIA)
COUNTY OF LOS ANGELES) ss.
CITY OF CARSON)

I, Donesia L. Gause, City Clerk of the City of Carson, California, do hereby certify that the whole number of members of the City Council is five; that the foregoing resolution, being Resolution No. 13-026 was duly and regularly adopted by said Council at a special meeting duly and regularly held on the 27th day of March, 2013, and that the same was passed and adopted by the following vote:

Ayes: Council Members: Mayor Dear, Ruiz-Raber, Santarina, Gipson, and Davis-Holmes
Noes: Council Members: None
Abstain: Council Members: None
Absent: Council Members: None



City Clerk Donesia L. Gause, CMC

EXHIBIT "A"

**CITY CLERK'S CERTIFICATE OF CANVASS
AND COMPLETION OF MANUAL TALLY**

I, Donesia L. Gause, City Clerk of the City of Carson, do certify that I have canvassed the returns of the General Municipal Election held on March 5, 2013, and find that the number of votes given at each precinct and the number of votes given in the City to persons voted for, the respective offices for which the persons were candidates and for and against the measure were as follows on Exhibit "B."

I have also conducted a hand tally of two (2) precincts in accordance with Section 15360 of the Elections Code. The results of the hand tally are on file in the Office of the City Clerk.

Dated: This 27th day of March, 2013.

Donesia L. Gause, CMC
City Clerk

Tuesday, March 5, 2013

Carson Municipal Election

Official Results

	PRECINCT 1			PRECINCT 2			PRECINCT 5			PRECINCT 7		
	POLL	VBM	TOTAL	POLL	VBM	TOTAL	POLL	VBM	TOTAL	POLL	VBM	TOTAL
Mayor												
LULA DAVIS HOLMES	111	113	224	113	86	199	50	55	105	75	71	146
JIM DEAR	56	40	96	142	111	253	207	199	406	99	113	212
Member of City Council												
STEPHEN C. ANYAKA	5	14	19	7	8	15	8	13	21	3	8	11
TIMOTHY R MUCKEY	4	1	5	3	13	16	9	12	21	8	11	19
JOSEPH GORDON	10	24	34	13	12	25	13	17	30	7	4	11
MIKE A. GIPSON	138	110	248	129	101	230	95	89	184	56	71	127
JULIE RUIZ-RABER	73	57	130	102	87	189	78	98	176	66	81	147
ALBERT ROBLES	27	19	46	113	81	194	181	146	327	96	94	190
CHARLOTTE BRIMMER	37	26	63	33	29	62	19	35	54	12	18	30
RITA R. BOGGS	10	11	21	35	21	56	46	54	100	59	49	108
Measure M												
YES	32	32	64	39	30	69	30	33	63	36	46	82
NO	110	105	215	178	154	332	228	208	436	115	126	241
Board of Trustees, Seat 2												
MIKE ENG	67	61	128	120	95	215	129	120	249	89	85	174
JOHN C. BURKE	65	77	142	98	82	180	101	117	218	72	72	144
Board of Trustees, Seat 4												
JOZEF THOMAS ESSAVI	50	40	90	52	62	114	50	88	138	43	55	98
ERNEST HENRY MORENO	61	83	144	162	114	276	180	137	317	108	96	204
MARGIE RECANA (W/I)	2	0	2	2	0	2	5	1	6	2	1	3
Board of Trustees, Seat 6												
TOM OLIVER	39	56	95	45	40	85	36	55	91	32	44	76
NANCY PEARLMAN	53	55	108	62	63	125	55	87	142	41	67	108
MICHAEL "MIKE" ALDAPA	12	9	21	41	22	63	29	33	62	39	16	55
DAVID VELA	25	16	41	74	43	117	97	59	156	43	30	73
Total ballots at precinct	174	156	330	263	206	469	269	259	528	178	187	365
Total voters in precinct			1,550			2,312			2,579			1,694
Percentage casting ballots			21.3%			20.3%			20.5%			21.5%

Tuesday, March 5, 2013

Carson Municipal Election

Official Results

	PRECINCT 9			PRECINCT 10			PRECINCT 12			PRECINCT 13		
	POLL	VBM	TOTAL	POLL	VBM	TOTAL	POLL	VBM	TOTAL	POLL	VBM	TOTAL
Mayor												
LULA DAVIS HOLMES	264	171	435	169	149	318	56	71	127	67	51	118
JIM DEAR	120	109	229	106	117	223	172	233	405	212	252	464
Member of City Council												
STEPHEN C. ANYAKA	12	12	24	6	12	18	12	14	26	13	8	21
TIMOTHY R MUCKEY	4	6	10	2	8	10	9	11	20	6	15	21
JOSEPH GORDON	11	19	30	14	16	30	6	11	17	16	11	27
MIKE A. GIPSON	323	225	548	222	201	423	88	90	178	100	97	197
JULIE RUIZ-RABER	152	119	271	121	129	250	64	123	187	67	102	169
ALBERT ROBLES	50	51	101	51	44	95	134	174	308	174	179	353
CHARLOTTE BRIMMER	103	53	156	60	59	119	34	53	87	54	57	111
RITA R. BOGGS	29	34	63	18	29	47	40	68	108	52	71	123
Measure M												
YES	71	43	114	52	51	103	22	35	57	34	24	58
NO	275	210	485	191	189	380	181	235	416	219	230	449
Board of Trustees, Seat 2												
MIKE ENG	152	125	277	112	139	251	118	121	239	150	133	283
JOHN C. BURKE	163	114	277	113	87	200	88	128	216	90	117	207
Board of Trustees, Seat 4												
JOZEF THOMAS ESSAVI	92	85	177	91	83	174	57	81	138	49	83	132
ERNEST HENRY MORENO	194	129	323	108	130	238	133	149	282	177	152	329
MARGIE RECANA (W/D)	0	1	1	0	1	1	3	2	5	3	1	4
Board of Trustees, Seat 6												
TOM OLIVER	72	61	133	54	42	96	54	58	112	58	63	121
NANCY PEARLMAN	154	124	278	100	123	223	63	107	170	63	96	159
MICHAEL "MIKE" ALDAPA	27	21	48	31	21	52	27	24	51	34	26	60
DAVID VELA	58	28	86	34	33	67	48	52	100	68	62	130
Total ballots at precinct	390	289	679	278	273	551	236	307	543	286	304	590
Total voters in precinct			2,206			1,981			2,487			2,707
Percentage casting ballots			30.8%			27.8%			21.8%			21.8%

	PRECINCT 14		PRECINCT 15		PRECINCT 16		PRECINCT 20	
	POLL	VBM TOTAL	POLL	VBM TOTAL	POLL	VBM TOTAL	POLL	VBM TOTAL
Mayor								
LULA DAVIS HOLMES	257	212	63	59	43	33	84	46
JIM DEAR	133	217	52	65	246	172	211	123
Member of City Council								
STEPHEN C. ANYAKA	11	13	5	3	4	3	10	3
TIMOTHY R MUCKEY	5	11	3	1	7	3	7	2
JOSEPH GORDON	12	20	9	16	11	9	11	4
MIKE A. GIPSON	273	264	83	78	65	63	120	66
JULIE RUIZ-RABER	134	162	31	47	80	72	102	82
ALBERT ROBLES	66	102	24	32	196	123	161	99
CHARLOTTE BRIMMER	136	117	23	18	38	33	53	24
RITA R. BOGGS	54	99	9	24	60	51	43	32
Measure M								
YES	75	90	16	24	24	25	27	22
NO	272	301	83	93	233	174	235	138
Board of Trustees, Seat 2								
MIKE ENG		0		0	135	92	146	92
JOHN C. BURKE		0		0	99	77	103	66
Board of Trustees, Seat 4								
JOZEF THOMAS ESSAVI		0		0	52	57	68	56
ERNEST HENRY MORENO		0		0	174	105	158	91
MARGIE RECANA (W/I)		0		0	0	1	2	1
Board of Trustees, Seat 6								
TOM OLIVER		0		0	43	50	61	39
NANCY PEARLMAN		0		0	66	58	69	66
MICHAEL "MIKE" ALDAPA		0		0	32	14	29	12
DAVID VELA		0		0	103	46	81	37
Total ballots at precinct	401	441	116	127	297	210	299	171
Total voters in precinct		842		243		507		470
Percentage casting ballots		3,132		989		1,838		2,005
		26.9%		24.6%		27.6%		23.4%

Carson Municipal Election

Official Results

	PRECINCT 22			PRECINCT 24			PRECINCT 26			PRECINCT 31		
	POLL	VBM	TOTAL	POLL	VBM	TOTAL	POLL	VBM	TOTAL	POLL	VBM	TOTAL
Mayor												
LULA DAVIS HOLMES	70	89	159	94	82	176	45	35	80	46	38	84
JIM DEAR	138	164	302	319	261	580	182	159	341	147	103	250
Member of City Council												
STEPHEN C. ANYAKA	6	6	12	10	7	17	8	7	15	4	3	7
TIMOTHY R MUCKEY	5	9	14	16	11	27	8	10	18	3	5	8
JOSEPH GORDON	14	13	27	16	19	35	4	6	10	3	6	9
MIKE A. GIPSON	98	104	202	152	127	279	64	80	144	60	49	109
JULIE RUIZ-RABER	73	94	167	123	144	267	60	61	121	59	71	130
ALBERT ROBLES	104	119	223	262	193	455	146	123	269	121	80	201
CHARLOTTE BRIMMER	34	29	63	52	49	101	40	37	77	42	18	60
RITA R. BOGGS	59	71	130	52	60	112	43	40	83	21	36	57
Measure M												
YES	32	32	64	36	48	84	19	15	34	22	35	57
NO	155	210	365	341	267	608	185	165	350	146	99	245
Board of Trustees, Seat 2												
MIKE ENG	103	125	228	227	151	378	120	109	229	108	66	174
JOHN C. BURKE	81	89	170	135	144	279	85	71	156	67	58	125
Board of Trustees, Seat 4												
JOZEF THOMAS ESSAVI	44	85	129	88	111	199	58	55	113	43	30	73
ERNEST HENRY MORENO	128	114	242	250	172	422	137	111	248	133	94	227
MARGIE RECANA (w/i)	0	0	0	5	2	7	1	2	3	0	0	0
Board of Trustees, Seat 6												
TOM OLIVER	40	52	92	70	53	123	45	49	94	37	36	73
NANCY PEARLMAN	72	87	159	99	126	225	47	51	98	47	49	96
MICHAEL "MIKE" ALDAPA	17	29	46	46	31	77	30	23	53	20	10	30
DAVID VELA	47	40	87	117	78	195	70	45	115	65	30	95
Total ballots at precinct	212	258	470	420	348	768	229	202	431	197	148	345
Total voters in precinct			1,921			2,948			1,898			1,689
Percentage casting ballots			24.5%			26.1%			22.7%			20.4%

Carson Municipal Election

Official Results

	PRECINCT 36			PRECINCT 37			PRECINCT 39			PRECINCT 45		
	POLL	VBM	TOTAL	POLL	VBM	TOTAL	POLL	VBM	TOTAL	POLL	VBM	TOTAL
Mayor												
LULA DAVIS HOLMES	27	22	49	41	31	72	24	22	46	28	17	45
JIM DEAR	162	105	267	188	149	337	153	90	243	32	18	50
Member of City Council												
STEPHEN C. ANYAKA	2	4	6	6	4	10	3	11	14	3	2	5
TIMOTHY R MUCKEY	7	4	11	10	6	16	3	1	4	5	1	6
JOSEPH GORDON	7	4	11	6	9	15	7	7	14	3	1	4
MIKE A. GIPSON	63	43	106	49	53	102	51	35	86	34	14	48
JULIE RUIZ-RABER	69	30	99	68	66	134	42	35	77	23	9	32
ALBERT ROBLES	128	90	218	161	103	264	132	63	195	23	18	41
CHARLOTTE BRUMMER	25	17	42	33	29	62	21	10	31	4	4	8
RITA R. BOGGS	29	21	50	44	38	82	31	26	57	6	6	12
Measure M												
YES	17	24	41	32	27	59	10	11	21	12	8	20
NO	153	92	245	178	136	314	149	93	242	38	20	58
Board of Trustees, Seat 2												
MIKE ENG	96	66	162	118	97	215	104	52	156	24	18	42
JOHN C. BURKE	70	49	119	76	66	142	55	50	105	33	15	48
Board of Trustees, Seat 4												
JOZEF THOMAS ESSAVI	44	32	76	41	45	86	31	36	67	17	8	25
ERNEST HENRY MORENO	114	73	187	145	103	248	123	63	186	36	22	58
MARGIE RECANA (W/I)	0	0	0	1	3	4	1	2	3	1	1	2
Board of Trustees, Seat 6												
TOM OLIVER	39	25	64	35	37	72	27	25	52	8	8	16
NANCY PEARLMAN	56	32	88	50	55	105	40	39	79	18	13	31
MICHAEL "MIKE" ALDAPA	26	16	42	24	14	38	13	13	26	10	3	13
DAVID VELA	47	27	74	72	39	111	69	20	89	19	6	25
Total ballots at precinct	191	129	320	240	182	422	186	113	299	69	35	104
Total voters in precinct			1,447			1,977			1,516			1,026
Percentage casting ballots			22.1%			21.3%			19.7%			10.1%

Tuesday, March 5, 2013

Carson Municipal Election

Official Results

	PRECINCT 46			PRECINCT 67			PRECINCT 81			PRECINCT 82		
	POLL	VBM	TOTAL	POLL	VBM	TOTAL	POLL	VBM	TOTAL	POLL	VBM	TOTAL
Mayor												
LULA DAVIS HOLMES	9	17	26	246	116	362	7	20	27	23	28	51
JIM DEAR	31	41	72	96	36	132	50	97	147	131	146	277
Member of City Council												
STEPHEN C. ANYAKA	0	0	0	9	8	17	1	4	5	2	6	8
TIMOTHY R MUCKEY	2	4	6	3	5	8	1	5	6	2	7	9
JOSEPH GORDON	1	2	3	19	8	27	2	11	13	7	7	14
MIKE A. GIPSON	13	22	35	288	130	418	11	43	54	45	33	78
JULIE RUIZ-RABER	15	21	36	149	86	235	8	37	45	40	63	103
ALBERT ROBLES	26	40	66	40	25	65	36	56	92	99	93	192
CHARLOTTE BRUMMER	2	12	14	72	20	92	30	33	63	25	41	66
RITA R. BOGGS	6	7	13	27	14	41	15	31	46	60	71	131
Measure M												
YES	8	8	16	72	55	127	1	10	11	11	16	27
NO	29	48	77	216	92	308	50	99	149	119	144	263
Board of Trustees, Seat 2												
MIKE ENG	19	32	51	145	71	216	27	47	74	72	85	157
JOHN C. BURKE	18	22	40	140	60	200	22	49	71	55	63	118
Board of Trustees, Seat 4												
JOSEF THOMAS ESSAVI	6	16	22	100	42	142	15	32	47	43	45	88
ERNEST HENRY MORENO	31	42	73	138	75	213	35	57	92	84	88	172
MARGIE RECANA (W/I)	0	0	0	2	2	4	0	0	0	0	4	4
Board of Trustees, Seat 6												
TOM OLIVER	9	8	17	69	24	93	14	14	28	37	32	69
NANCY PEARLMAN	9	15	24	132	67	199	15	38	53	38	60	98
MICHAEL "MIKE" ALDAPA	5	9	14	25	14	39	7	15	22	16	15	31
DAVID VELA	11	21	32	42	13	55	18	26	44	35	33	68
Total ballots at precinct	42	62	104	352	160	512	58	122	180	162	179	341
Total voters in precinct			698			1,664			620			1,225
Percentage casting ballots			14.9%			30.8%			29.0%			27.8%

Tuesday, March 5, 2013

Carson Municipal Election

Official Results

	PRECINCT 100		PRECINCT 102		PRECINCT 104		PRECINCT 106	
	POLL	VBM	POLL	VBM	POLL	VBM	POLL	VBM
Mayor								
LULA DAVIS HOLMES	48	30	218	130	186	117	226	201
JIM DEAR	22	25	77	47	89	86	75	83
Member of City Council								
STEPHEN C. ANYAKA	2	2	6	6	3	5	10	8
TIMOTHY R MUCKEY	1	1	2	3	1	2	0	4
JOSEPH GORDON	5	2	13	9	8	7	17	10
MIKE A. GIPSON	59	48	238	139	240	162	254	223
JULIE RUIZ-RABER	23	24	121	101	107	107	137	158
ALBERT ROBLES	3	10	36	23	32	34	38	32
CHARLOTTE BRIMMER	14	6	59	30	74	36	61	40
RITA R. BOGGS	10	7	38	15	20	24	22	31
Measure M								
YES	11	10	64	37	32	29	63	63
NO	52	41	201	119	204	164	195	174
Board of Trustees, Seat 2								
MIKE ENG			99	78	108	90	131	131
JOHN C. BURKE			143	82	113	80	115	99
Board of Trustees, Seat 4								
JOZEF THOMAS ESSAVI			69	62	74	77	80	90
ERNEST HENRY MORENO			143	87	130	86	132	118
MARGIE RECANA (W/I)			2	1	0	3	2	3
Board of Trustees, Seat 6								
TOM OLIVER			74	40	50	40	67	52
NANCY PEARLMAN			109	82	114	98	109	125
MICHAEL "MIKE" ALDAPA			23	18	19	10	23	19
DAVID VELA			36	14	29	19	42	28
Total ballots at precinct	70	55	299	179	279	205	313	291
Total voters in precinct								
Percentage casting ballots								
			524	1,520	1,461	33.1%	2,229	27.1%
			23.9%	31.4%				

Tuesday, March 5, 2013

Official Results	Carson Municipal Election										Percentage of Votes Cast	
	PRECINCT 112					PRECINCT 114						
	POLL	VBM	TOTAL	POLL	VBM	TOTAL	POLL	VBM	TOTAL	TOTAL		
Mayor												
LULA DAVIS HOLMES	37	39	76	27	27	54					4,932	40.2%
JIM DEAR	93	56	149	104	78	182					7,340	59.8%
Member of City Council												
STEPHEN C. ANYAKA	4	4	8	3	5	8					381	1.8%
TIMOTHY R MUCKEY	5	6	11	4	1	5					324	1.5%
JOSEPH GORDON	12	6	18	7	11	18					585	2.7%
MIKE A. GIPSON	62	39	101	57	31	88					6,360	29.4%
JULIE RUIZ-RABER	25	49	74	42	47	89					4,616	21.3%
ALBERT ROBLES	86	41	127	80	57	137					5,170	23.9%
CHARLOTTE BRIMMER	19	8	27	12	21	33					2,183	10.1%
RITA R. BOGGS	16	14	30	15	23	38					2,047	9.4%
Measure M												
YES	19	23	42	9	17	26					1,851	16.7%
NO	98	69	167	114	84	198					9,222	83.3%
Board of Trustees, Seat 2												
MIKE ENG	67	37	104	65	50	115					5,219	54.7%
JOHN C. BURKE	47	43	90	54	43	97					4,321	45.3%
Board of Trustees, Seat 4												
JOZEF THOMAS ESSAVI	31	27	58	27	25	52					2,923	32.8%
ERNEST HENRY MORENO	78	51	129	87	66	153					5,987	67.2%
MARGIE RECANA (W/I)	0	0	0	0	0	0					66	0.7%
Board of Trustees, Seat 6												
TOM OLIVER	24	13	37	17	21	38					2,193	23.8%
NANCY PEARLMAN	29	35	64	20	32	52					3,580	38.8%
MICHAEL "MIKE" ALDAPA	17	14	31	27	13	40					1,113	12.1%
DAVID VELA	42	19	61	51	23	74					2,330	25.3%
Total ballots at precinct	136	100	236	134	110	244					12,584	
Total voters in precinct			1,813			1,742					53,398	
Percentage casting ballots			13.0%			14.0%					23.6%	